



# HISTORIC DISTRICT COMMISSION ADDITIONAL INFORMATION REQUEST

City of Detroit - Planning & Development Department  
2 Woodward Avenue, Suite 808  
Detroit, Michigan 48226

**Date:**

**Application Number:** HDC2025-00037

## APPLICANT & PROPERTY INFORMATION

**NAME:** Brendan McGlinch

**COMPANY NAME:** McGlinch and Sons

**ADDRESS:** 29565 Grand River Ave

**CITY:** Farmington Hills

**STATE:** MI

**ZIP:** 48336

**PROJECT ADDRESS:** 801 Edison

**HISTORIC DISTRICT:** Boston-Edison

## REQUESTED INFORMATION

We have received your application, but it is not yet complete for review. Please provide additional details based on the comments and questions listed below. Should you need to attach additional files per this request, use the paperclip icons at the end of this form. You may attach up to (5) files per icon up to 25MB:

- Please provide window schedule which lists the following for each of the 10 openings receiving new windows:
  - o Specific location
  - o Rough opening dimensions
  - o For each new window, not type, operation, material, overall dimension, muntin patten, mullion dimension (if proposed for installation), and trim/brickmould dimensions
- Also, please provide drawings outlines typical window specifications for new windows

PSR: 250214JR

## APPLICANT RESPONSE

Response Date: 02/18/2025



I have attached some pictures and documents showing all of the above mentioned items requested. These are Pella Lifestyle series wood interior windows, with aluminum exterior cladding. These are tight mulled together

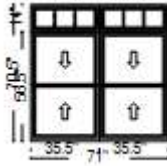
Please let me know if there is anything else needed! Appreciate your help.

Sincerely,

Brendan

# Customer Approval Form:

Signature: \_\_\_\_\_ Date: \_\_\_\_\_



Viewed from the Exterior

**Quote Number:** 19106322

**Line Number:** 10

**Quote Qty:** 3

**Scaling:** Not To Scale

**Description:** Lifestyle, 2-Wide Double Hung, Lifestyle, 2-Wide Sash Set, 71 X 70.5, Without HGP, Black

**Rough Opening:** 71.75" X 71.25"

These drawings are based on our interpretation of the information provided to us. They are submitted for final approval of the individual\*\* responsible for the project and are not intended to create any warranty or other liability. The user\*\* is responsible for compliance with applicable building codes or other regulations and determining the suitability of the suggestions for the particular application, including the final design of reinforcement, flashing, and sealant systems for all window and door installations.  
\*\* building owner, architect, contractor, installer and/or consumer



**Quote Name:** Gibb double hung

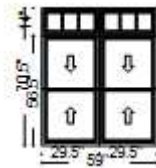
**Project Name:** Gibb Double hung

**Jobsite Location:** FARMINGTON HILLS, MI

**Room Location:** Lowers

# Customer Approval Form:

Signature: \_\_\_\_\_ Date: \_\_\_\_\_



Viewed from the Exterior

**Quote Number:** 19106322

**Line Number:** 15

**Quote Qty:** 2

**Scaling:** Not To Scale

**Description:** Lifestyle, 2-Wide Double Hung, Lifestyle, 2-Wide Sash Set, 59 X 70.5, Without HGP, Black

**Rough Opening:** 59.75" X 71.25"

These drawings are based on our interpretation of the information provided to us. They are submitted for final approval of the individual\*\* responsible for the project and are not intended to create any warranty or other liability. The user\*\* is responsible for compliance with applicable building codes or other regulations and determining the suitability of the suggestions for the particular application, including the final design of reinforcement, flashing, and sealant systems for all window and door installations.  
\*\* building owner, architect, contractor, installer and/or consumer



**Quote Name:** Gibb double hung

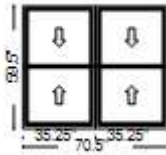
**Project Name:** Gibb Double hung

**Jobsite Location:** FARMINGTON HILLS, MI

**Room Location:** lowers

# Customer Approval Form:

Signature: \_\_\_\_\_ Date: \_\_\_\_\_



Viewed from the Exterior

**Quote Number:** 19106322

**Line Number:** 20

**Quote Qty:** 2

**Scaling:** Not To Scale

**Description:** Lifestyle, 2-Wide Double Hung, 70.5 X 59.5, Without HGP, Black

**Rough Opening:** 71.25" X 60.25"

These drawings are based on our interpretation of the information provided to us. They are submitted for final approval of the individual\*\* responsible for the project and are not intended to create any warranty or other liability. The user\*\* is responsible for compliance with applicable building codes or other regulations and determining the suitability of the suggestions for the particular application, including the final design of reinforcement, flashing, and sealant systems for all window and door installations.  
\*\* building owner, architect, contractor, installer and/or consumer



**Quote Name:** Gibb double hung

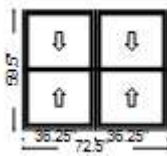
**Project Name:** Gibb Double hung

**Jobsite Location:** FARMINGTON HILLS, MI

**Room Location:** uppers

# Customer Approval Form:

Signature: \_\_\_\_\_ Date: \_\_\_\_\_



Viewed from the Exterior

**Quote Number:** 19106322

**Line Number:** 25

**Quote Qty:** 1

**Scaling:** Not To Scale

**Description:** Lifestyle, 2-Wide Double Hung, 72.5 X 59.5, Without HGP, Black

**Rough Opening:** 73.25" X 60.25"

These drawings are based on our interpretation of the information provided to us. They are submitted for final approval of the individual\*\* responsible for the project and are not intended to create any warranty or other liability. The user\*\* is responsible for compliance with applicable building codes or other regulations and determining the suitability of the suggestions for the particular application, including the final design of reinforcement, flashing, and sealant systems for all window and door installations.  
\*\* building owner, architect, contractor, installer and/or consumer



**Quote Name:** Gibb double hung

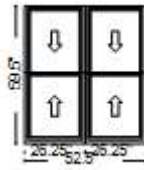
**Project Name:** Gibb Double hung

**Jobsite Location:** FARMINGTON HILLS, MI

**Room Location:** upper

# Customer Approval Form:

Signature: \_\_\_\_\_ Date: \_\_\_\_\_



Viewed from the Exterior

**Quote Number:** 19106322

**Line Number:** 30

**Quote Qty:** 2

**Scaling:** Not To Scale

**Description:** Lifestyle, 2-Wide Double Hung, 52.5 X 59.5, Without HGP, Black

**Rough Opening:** 53.25" X 60.25"

These drawings are based on our interpretation of the information provided to us. They are submitted for final approval of the individual\*\* responsible for the project and are not intended to create any warranty or other liability. The user\*\* is responsible for compliance with applicable building codes or other regulations and determining the suitability of the suggestions for the particular application, including the final design of reinforcement, flashing, and sealant systems for all window and door installations.  
\*\* building owner, architect, contractor, installer and/or consumer



**Quote Name:** Gibb double hung

**Project Name:** Gibb Double hung

**Jobsite Location:** FARMINGTON HILLS, MI

**Room Location:** uppers



# Contractor - Office Order Copy

MCGLINCH & SONS CO

**Order Number:** 189

**Quote Number:** 19106322

**Quote Description:** Gibb double hung

**Project Name:** Gibb Double hung

Customer Information	Deliver To Address	Order Information
<p>801 edison</p> <p>DETROIT, MI 48202</p> <p><b>Phone:</b> (248) 987-6300</p>	<p><b>Lot #</b></p> <p><b>Address:</b> 29565 Grand River</p> <p>FARMINGTON HILLS, MI 48336</p> <p><b>County:</b> OAKLAND</p> <p><b>Owner Name:</b> MCGLINCH &amp; SONS CO</p> <p><b>Owner Phone:</b> (248) 987-6300</p>	<p><b>Sales Rep Name:</b> Harris, Lori</p> <p><b>Business Segment:</b> Trade</p> <p><b>Market Segment:</b> Single Family Replacement</p> <p><b>Cust Delivery Date:</b> None</p> <p><b>Quoted Date:</b> 1/27/2025</p> <p><b>Contract Date:</b></p> <p><b>Booked Date:</b></p> <p><b>Earliest LRD:</b></p>

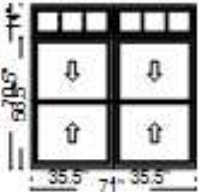


Customer:

Quote Name: Gibb double hung

Quote Number: 19106322

---

Outside View	Line #	Quote Qty	PO Qty	Description	Item Price	Ext'd Price
	10	3	3	<b>Lifestyle, 2-Wide Double Hung, Lifestyle, 2-Wide Sash Set, 71 X 70.5, Without HGP, Black</b>  <b>1: Non-Standard Size Double Hung, Equal</b> <b>Frame Size:</b> 35 1/2 X 56 1/2 <b>Unit Type:</b> No Program <b>General Information:</b> No Package, Without Hinged Glass Panel, Clad, Pine, 5", 3 11/16", No Certification, Jambliner Color: <b>Black</b> <b>Exterior Color / Finish:</b> <b>Standard Enduraclad, Black</b> <b>Interior Color / Finish:</b> <b>Provincial Stain Interior</b> <b>Glass:</b> <b>Insulated Low-E Advanced Low-E Insulating Glass Argon Non High Altitude</b> <b>Hardware Options:</b> <b>Cam-Action Lock, 2 Locks, Brown, No Limited Opening Hardware, Order Sash Lift, 2 Lifts, No Integrated Sensor</b> <b>Screen:</b> <b>Full Screen, Black, InView™</b> <b>Performance Information:</b> <b>U-Factor 0.30, SHGC 0.30, VLT 0.57, CPD PEL-N-35-00514-00001, Performance Class LC, PG 35, Calculated Positive DP Rating 35, Calculated Negative DP Rating 35, STC 27, OITC 23, Egress Meets minimum clear opening and 5.0 sq.ft</b> <b>Grille:</b> <b>No Grille,</b> <b>2: Non-Standard Size Double Hung, Equal</b> <b>Frame Size:</b> <b>35 1/2 X 56 1/2</b> <b>Unit Type:</b> <b>No Program</b> <b>General Information:</b> <b>No Package, Without Hinged Glass Panel, Clad, Pine, 5", 3 11/16", No Certification, Jambliner Color:</b> Black <b>Exterior Color / Finish:</b> Standard Enduraclad, Black <b>Interior Color / Finish:</b> Provincial Stain Interior <b>Glass:</b> Insulated Low-E Advanced Low-E Insulating Glass Argon Non High Altitude <b>Hardware Options:</b> Cam-Action Lock, 2 Locks, Brown, No Limited Opening Hardware, Order Sash Lift, 2 Lifts, No Integrated Sensor <b>Screen:</b> Full Screen, Black, InView™ <b>Performance Information:</b> U-Factor 0.30, SHGC 0.30, VLT 0.57, CPD PEL-N-35-00514-00001, Performance Class LC, PG 35, Calculated Positive DP Rating 35, Calculated Negative DP Rating 35, STC 27, OITC 23, Egress Meets minimum clear opening and 5.0 sq.ft <b>Grille:</b> No Grille, <b>3: 35.514 Fixed Sash Set</b> <b>Frame Size:</b> 35 1/2 X 14 <b>General Information:</b> No Package, Without Hinged Glass Panel, Clad, Pine, 5", 3 11/16", No Certification <b>Exterior Color / Finish:</b> Standard Enduraclad, Black <b>Interior Color / Finish:</b> Provincial Stain Interior <b>Glass:</b> Insulated Low-E Advanced Low-E Insulating Glass Argon Non High Altitude <b>Performance Information:</b> U-Factor 0.27, SHGC 0.28, VLT 0.52, CPD PEL-N-229-00862-00001, Performance Class LC, PG 50, Calculated Positive DP Rating 50, Calculated Negative DP Rating 50 <b>Grille:</b> GBG, No Custom Grille, 3/4" Contour, Traditional (3W1H), Brown, Black <b>4: 35.514 Fixed Sash Set</b> <b>Frame Size:</b> 35 1/2 X 14 <b>General Information:</b> No Package, Without Hinged Glass Panel, Clad, Pine, 5", 3 11/16", No Certification		

**Exterior Color / Finish:** Standard Enduraclad, Black

**Interior Color / Finish:** Provincial Stain Interior

**Glass:** Insulated Low-E Advanced Low-E Insulating Glass Argon Non High Altitude

**Performance Information:** U-Factor 0.27, SHGC 0.28, VLT 0.52, CPD PEL-N-229-00862-00001, Performance Class LC, PG 50, Calculated Positive DP Rating 50, Calculated Negative DP Rating 50

**Grille:** GBG, No Custom Grille, 3/4" Contour, Traditional (3W1H), Brown, Black

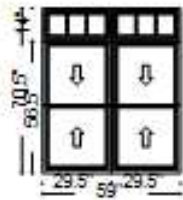
**Horizontal Mull 1:** FactoryMull, Reinforcing Plate, Frame To Frame Width-0", Mull Design Pressure- 20, Overall Thru Direction- Horizontal

**Vertical Mull 1:** FactoryMull, Standard Joining Mullion, Mull Design Pressure- 20, Overall Thru Direction- Horizontal

**Vertical Mull 2:** FactoryMull, Standard Joining Mullion, Mull Design Pressure- 20, Overall Thru Direction- Horizontal

**Wrapping Information:** No Head Drip Cap, No Exterior Trim, 4 9/16", 5 7/8", Standard Four Sided Jamb Extension, Factory Applied, Manufacturer Recommended Clearance, Perimeter Length = 283".

Outside View	Line #	Quote Qty	PO Qty	Description	Item Price	Ext'd Price
--------------	--------	-----------	--------	-------------	------------	-------------

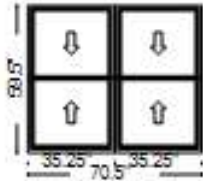


**15**                    **2**                    **2**  
**Location:** lowers  
**Rough Opening:** 59.75" X 71.25"  
**Frame Size:**  
**Final Wall Depth:**  
**Frame Perimeter (inches):** 259  
**Assembly Type:** Branch Finished  
**Last Revision Date:**

**Lifestyle, 2-Wide Double Hung, Lifestyle, 2-Wide Sash Set, 59 X 70.5, Without HGP, Black**  
**1: Non-Standard Size Double Hung, Equal**  
**Frame Size:** 29 1/2 X 56 1/2  
**Unit Type:** No Program  
**General Information:** No Package, Without Hinged Glass Panel, Clad, Pine, 5", 3 11/16", No Certification, Jambliner Color: **Black**  
**Exterior Color / Finish:** **Standard Enduraclad, Black**  
**Interior Color / Finish:** **Provincial Stain Interior**  
**Glass:** **Insulated Low-E Advanced Low-E Insulating Glass Argon Non High Altitude**  
**Hardware Options:** **Cam-Action Lock, 1 Lock, Brown, No Limited Opening Hardware, Order Sash Lift, 1 Lift, No Integrated Sensor**  
**Screen:** **Full Screen, Black, InView™**  
**Performance Information:** **U-Factor 0.30, SHGC 0.30, VLT 0.57, CPD PEL-N-35-00514-00001, Performance Class LC, PG 40, Calculated Positive DP Rating 40, Calculated Negative DP Rating 40, STC 27, OITC 23, Egress Does not meet typical United States egress, but may comply with local code requirements**  
**Grille:** **No Grille,**  
**2: Non-Standard Size Double Hung, Equal**  
**Frame Size:** **29 1/2 X 56 1/2**  
**Unit Type:** **No Program**  
**General Information:** **No Package, Without Hinged Glass Panel, Clad, Pine, 5", 3 11/16", No Certification, Jambliner Color: Black**  
**Exterior Color / Finish:** Standard Enduraclad, Black  
**Interior Color / Finish:** Provincial Stain Interior  
**Glass:** Insulated Low-E Advanced Low-E Insulating Glass Argon Non High Altitude  
**Hardware Options:** Cam-Action Lock, 1 Lock, Brown, No Limited Opening Hardware, Order Sash Lift, 1 Lift, No Integrated Sensor  
**Screen:** Full Screen, Black, InView™  
**Performance Information:** U-Factor 0.30, SHGC 0.30, VLT 0.57, CPD PEL-N-35-00514-00001, Performance Class LC, PG 40, Calculated Positive DP Rating 40, Calculated Negative DP Rating 40, STC 27, OITC 23, Egress Does not meet typical United States egress, but may comply with local code requirements  
**Grille:** No Grille,  
**3: 29.514 Fixed Sash Set**  
**Frame Size:** 29 1/2 X 14  
**General Information:** No Package, Without Hinged Glass Panel, Clad, Pine, 5", 3 11/16", No Certification  
**Exterior Color / Finish:** Standard Enduraclad, Black  
**Interior Color / Finish:** Provincial Stain Interior  
**Glass:** Insulated Low-E Advanced Low-E Insulating Glass Argon Non High Altitude  
**Performance Information:** U-Factor 0.27, SHGC 0.28, VLT 0.52, CPD PEL-N-229-00862-00001, Performance Class LC, PG 50, Calculated Positive DP Rating 50, Calculated Negative DP Rating 50  
**Grille:** GBG, No Custom Grille, 3/4" Contour, Traditional (3W1H), Brown, Black  
**4: 29.514 Fixed Sash Set**  
**Frame Size:** 29 1/2 X 14

**General Information:** No Package, Without Hinged Glass Panel, Clad, Pine, 5", 3 11/16", No Certification  
**Exterior Color / Finish:** Standard Enduraclad, Black  
**Interior Color / Finish:** Provincial Stain Interior  
**Glass:** Insulated Low-E Advanced Low-E Insulating Glass Argon Non High Altitude  
**Performance Information:** U-Factor 0.27, SHGC 0.28, VLT 0.52, CPD PEL-N-229-00862-00001, Performance Class LC, PG 50, Calculated Positive DP Rating 50, Calculated Negative DP Rating 50  
**Grille:** GBG, No Custom Grille, 3/4" Contour, Traditional (3W1H), Brown, Black  
**Horizontal Mull 1:** FactoryMull, Reinforcing Plate, Frame To Frame Width- 0", Mull Design Pressure- 20, Overall Thru Direction- Horizontal  
**Vertical Mull 1:** FactoryMull, Standard Joining Mullion, Mull Design Pressure- 20, Overall Thru Direction- Horizontal  
**Vertical Mull 2:** FactoryMull, Standard Joining Mullion, Mull Design Pressure- 20, Overall Thru Direction- Horizontal  
**Wrapping Information:** No Head Drip Cap, No Exterior Trim, 4 9/16", 5 7/8", Standard Four Sided Jamb Extension, Factory Applied, Manufacturer Recommended Clearance, Perimeter Length = 259".

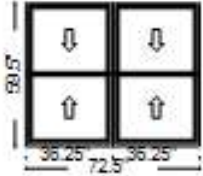
Outside View	Line #	Quote Qty	PO Qty	Description	Item Price	Ext'd Price
--------------	--------	-----------	--------	-------------	------------	-------------

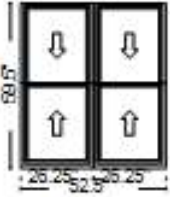


**20**      **2**      **2**  
**Location:** uppers  
**Rough Opening:** 71.25" X 60.25"  
**Frame Size:** 70.5" X 59.5"  
**Final Wall Depth:**  
**Frame Perimeter (inches):** 260  
**Assembly Type:** Branch Finished  
**Last Revision Date:**

**Lifestyle, 2-Wide Double Hung, 70.5 X 59.5, Without HGP, Black**

**1: Non-Standard Size Double Hung, Equal**  
**Frame Size:** 35 1/4 X 59 1/2  
**Unit Type:** No Program  
**General Information:** No Package, Without Hinged Glass Panel, Clad, Pine, 5", 3 11/16", No Certification, Jambliner Color: **Black**  
**Exterior Color / Finish:** **Standard Enduraclad, Black**  
**Interior Color / Finish:** **Provincial Stain Interior**  
**Glass:** **Insulated Low-E Advanced Low-E Insulating Glass Argon Non High Altitude**  
**Hardware Options:** **Cam-Action Lock, 2 Locks, Brown, No Limited Opening Hardware, Order Sash Lift, 2 Lifts, No Integrated Sensor**  
**Screen:** **Full Screen, Black, InView™**  
**Performance Information:** **U-Factor 0.30, SHGC 0.30, VLT 0.57, CPD PEL-N-35-00514-00001, Performance Class LC, PG 35, Calculated Positive DP Rating 35, Calculated Negative DP Rating 35, STC 27, OITC 23, Egress Meets minimum clear opening and 5.7 sq.ft**  
**Grille:** **No Grille,**  
**2: Non-Standard Size Double Hung, Equal**  
**Frame Size:** **35 1/4 X 59 1/2**  
**Unit Type:** **No Program**  
**General Information:** **No Package, Without Hinged Glass Panel, Clad, Pine, 5", 3 11/16", No Certification, Jambliner Color:** Black  
**Exterior Color / Finish:** Standard Enduraclad, Black  
**Interior Color / Finish:** Provincial Stain Interior  
**Glass:** Insulated Low-E Advanced Low-E Insulating Glass Argon Non High Altitude  
**Hardware Options:** Cam-Action Lock, 2 Locks, Brown, No Limited Opening Hardware, Order Sash Lift, 2 Lifts, No Integrated Sensor  
**Screen:** Full Screen, Black, InView™  
**Performance Information:** U-Factor 0.30, SHGC 0.30, VLT 0.57, CPD PEL-N-35-00514-00001, Performance Class LC, PG 35, Calculated Positive DP Rating 35, Calculated Negative DP Rating 35, STC 27, OITC 23, Egress Meets minimum clear opening and 5.7 sq.ft  
**Grille:** No Grille,  
**Vertical Mull 1:** FactoryMull, Standard Joining Mullion, Mull Design Pressure- 20, Overall Thru Direction- Vertical  
**Wrapping Information:** No Head Drip Cap, No Exterior Trim, 4 9/16", 5 7/8", Standard Four Sided Jamb Extension, Factory Applied, Manufacturer Recommended Clearance, Perimeter Length = 260".

Outside View	Line #	Quote Qty	PO Qty	Description	Item Price	Ext'd Price
	25	1	1	<b>Lifestyle, 2-Wide Double Hung, 72.5 X 59.5, Without HGP, Black</b>  <b>Location:</b> upper <b>Rough Opening:</b> 73.25" X 60.25" <b>Frame Size:</b> 72.5" X 59.5" <b>Final Wall Depth:</b> <b>Frame Perimeter (inches):</b> 264 <b>Assembly Type:</b> Branch Finished <b>Last Revision Date:</b>		
				<b>1: Non-Standard Size Double Hung, Equal</b> <b>Frame Size:</b> 36 1/4 X 59 1/2 <b>Unit Type:</b> No Program <b>General Information:</b> No Package, Without Hinged Glass Panel, Clad, Pine, 5", 3 11/16", No Certification, Jambliner Color: <b>Black</b> <b>Exterior Color / Finish:</b> <b>Standard Enduraclad, Black</b> <b>Interior Color / Finish:</b> <b>Provincial Stain Interior</b> <b>Glass:</b> <b>Insulated Low-E Advanced Low-E Insulating Glass Argon Non High Altitude</b> <b>Hardware Options:</b> <b>Cam-Action Lock, 2 Locks, Brown, No Limited Opening Hardware, Order Sash Lift, 2 Lifts, No Integrated Sensor</b> <b>Screen:</b> <b>Full Screen, Black, InView™</b> <b>Performance Information:</b> <b>U-Factor 0.30, SHGC 0.30, VLT 0.57, CPD PEL-N-35-00514-00001, Performance Class LC, PG 35, Calculated Positive DP Rating 35, Calculated Negative DP Rating 35, STC 27, OITC 23, Egress Meets minimum clear opening and 5.7 sq.ft</b> <b>Grille:</b> <b>No Grille,</b> <b>2: Non-Standard Size Double Hung, Equal</b> <b>Frame Size:</b> <b>36 1/4 X 59 1/2</b> <b>Unit Type:</b> <b>No Program</b> <b>General Information:</b> <b>No Package, Without Hinged Glass Panel, Clad, Pine, 5", 3 11/16", No Certification, Jambliner Color:</b> Black <b>Exterior Color / Finish:</b> Standard Enduraclad, Black <b>Interior Color / Finish:</b> Provincial Stain Interior <b>Glass:</b> Insulated Low-E Advanced Low-E Insulating Glass Argon Non High Altitude <b>Hardware Options:</b> Cam-Action Lock, 2 Locks, Brown, No Limited Opening Hardware, Order Sash Lift, 2 Lifts, No Integrated Sensor <b>Screen:</b> Full Screen, Black, InView™ <b>Performance Information:</b> U-Factor 0.30, SHGC 0.30, VLT 0.57, CPD PEL-N-35-00514-00001, Performance Class LC, PG 35, Calculated Positive DP Rating 35, Calculated Negative DP Rating 35, STC 27, OITC 23, Egress Meets minimum clear opening and 5.7 sq.ft <b>Grille:</b> No Grille, <b>Vertical Mull 1:</b> FactoryMull, Standard Joining Mullion, Mull Design Pressure- 20, Overall Thru Direction- Vertical <b>Wrapping Information:</b> No Head Drip Cap, No Exterior Trim, 4 9/16", 5 7/8", Standard Four Sided Jamb Extension, Factory Applied, Manufacturer Recommended Clearance, Perimeter Length = 264".		

Outside View	Line #	Quote Qty	PO Qty	Description	Item Price	Ext'd Price
	30	2	2	<b>Lifestyle, 2-Wide Double Hung, 52.5 X 59.5, Without HGP, Black</b>  <b>1: Non-Standard Size Double Hung, Equal</b> <b>Frame Size:</b> 26 1/4 X 59 1/2 <b>Unit Type:</b> No Program <b>General Information:</b> No Package, Without Hinged Glass Panel, Clad, Pine, 5", 3 11/16", No Certification, Jambliner Color: <b>Black</b> <b>Exterior Color / Finish:</b> <b>Standard Enduraclad, Black</b> <b>Interior Color / Finish:</b> <b>Provincial Stain Interior</b> <b>Glass:</b> <b>Insulated Low-E Advanced Low-E Insulating Glass Argon Non High Altitude</b> <b>Hardware Options:</b> <b>Cam-Action Lock, 1 Lock, Brown, No Limited Opening Hardware, Order Sash Lift, 1 Lift, No Integrated Sensor</b> <b>Screen:</b> <b>Full Screen, Black, InView™</b> <b>Performance Information:</b> <b>U-Factor 0.30, SHGC 0.30, VLT 0.57, CPD PEL-N-35-00514-00001, Performance Class LC, PG 40, Calculated Positive DP Rating 40, Calculated Negative DP Rating 40, STC 27, OITC 23, Egress Does not meet typical United States egress, but may comply with local code requirements</b> <b>Grille:</b> <b>No Grille,</b> <b>2: Non-Standard Size Double Hung, Equal</b> <b>Frame Size:</b> <b>26 1/4 X 59 1/2</b> <b>Unit Type:</b> <b>No Program</b> <b>General Information:</b> <b>No Package, Without Hinged Glass Panel, Clad, Pine, 5", 3 11/16", No Certification, Jambliner Color:</b> Black <b>Exterior Color / Finish:</b> Standard Enduraclad, Black <b>Interior Color / Finish:</b> Provincial Stain Interior <b>Glass:</b> Insulated Low-E Advanced Low-E Insulating Glass Argon Non High Altitude <b>Hardware Options:</b> Cam-Action Lock, 1 Lock, Brown, No Limited Opening Hardware, Order Sash Lift, 1 Lift, No Integrated Sensor <b>Screen:</b> Full Screen, Black, InView™ <b>Performance Information:</b> U-Factor 0.30, SHGC 0.30, VLT 0.57, CPD PEL-N-35-00514-00001, Performance Class LC, PG 40, Calculated Positive DP Rating 40, Calculated Negative DP Rating 40, STC 27, OITC 23, Egress Does not meet typical United States egress, but may comply with local code requirements <b>Grille:</b> No Grille, <b>Vertical Mull 1:</b> FactoryMull, Standard Joining Mullion, Mull Design Pressure- 20, Overall Thru Direction- Vertical <b>Wrapping Information:</b> No Head Drip Cap, No Exterior Trim, 4 9/16", 5 7/8", Standard Four Sided Jamb Extension, Factory Applied, Manufacturer Recommended Clearance, Perimeter Length = 224".		
	<b>Location:</b> uppers <b>Rough Opening:</b> 53.25" X 60.25" <b>Frame Size:</b> 52.5" X 59.5" <b>Final Wall Depth:</b> <b>Frame Perimeter (inches):</b> 224 <b>Assembly Type:</b> Branch Finished <b>Last Revision Date:</b>					



# Customer Quote



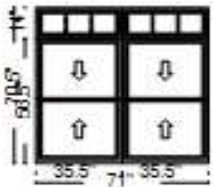
Pella Corporation  
pella.com

MCGLINCH & SONS CO  
29565 Grand River Ave

FARMINGTON HILLS, MI 48336-5621  
(248) 987-6300

**Distributed by:** Pella Windows and Doors

Customer Name	Deliver To Address	Order Information
801 edison  DETROIT, MI 48202 Primary Phone: (248) 987-6300	29565 Grand River  FARMINGTON HILLS, MI 48336	<b>Estimated Delivery Date:</b> None <b>Order Number:</b> 189 <b>Quote Number:</b> 19106322 <b>Final Wall Depth:</b> <b>Customer PO:</b>



Viewed From Exterior

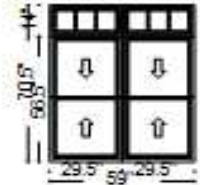
**Brand =** NA

**Product =** Double Hung

**Size =**

**Qty. =** 3  
**Room Location =** Lowers  
**Exterior Color =** Black  
**Blinds =**

**Hardware Finish =** Brown  
**Screen =** FullScreen InView  
**Grille =** NoGrille



Viewed From Exterior

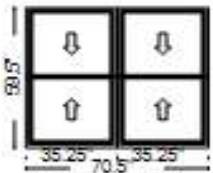
**Brand =** NA

**Product =** Double Hung

**Size =**

**Qty. =** 2  
**Room Location =** lowers  
**Exterior Color =** Black  
**Blinds =**

**Hardware Finish =** Brown  
**Screen =** FullScreen InView  
**Grille =** NoGrille



Viewed From Exterior

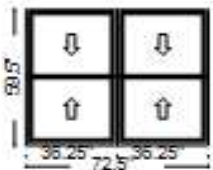
**Brand =** NA

**Product =** Double Hung

**Size =** 70.5" X 59.5"

**Qty. =** 2  
**Room Location =** uppers  
**Exterior Color =** Black  
**Blinds =**

**Hardware Finish =** Brown  
**Screen =** FullScreen InView  
**Grille =** NoGrille



Viewed From Exterior

**Brand =** NA


**Product =** Double Hung

**Size =** 72.5" X 59.5"

**Qty. =** 1  
**Room Location =** upper  
**Exterior Color =** Black  
**Blinds =**

**Hardware Finish =** Brown  
**Screen =** FullScreen InView  
**Grille =** NoGrille

For more information regarding the finishing, maintenance, service and warranty of all Pella® products, visit the Pella® website at [www.pella.com](http://www.pella.com)



Viewed From Exterior

**Brand =** NA**Product =** Double Hung**Size =** 52.5" X 59.5"**Qty. =** 2**Hardware Finish =** Brown**Room Location =** uppers**Screen =** FullScreen InView**Exterior Color =** Black**Grille =** NoGrille**Blinds =**

Thank You For Your Interest In Pella® Products

**PELLA WARRANTY:**

Pella® products are covered by Pella's limited warranties in effect at the time of sale. All applicable product warranties are incorporated into and become a part of this contract. Please see the warranties for complete details, taking special note of the two important notice sections regarding installation of Pella® products and proper management of moisture within the wall system. Neither Pella Corporation nor the branch will be bound by any other warranty unless specifically set out in this contract. However, Pella Corporation will not be liable for branch warranties which create obligations in addition to or obligations which are inconsistent with Pella written warranties.

Clear opening (egress) information does not take into consideration the addition of a Rolscreen® [or any other accessory] to the product. You should consult your local building code to ensure your Pella® products meet local egress requirements.

For more information regarding the finishing, maintenance, service and warranty of all Pella® products, visit the Pella® website at [www.pella.com](http://www.pella.com)



All front porch  
windows to be  
replaced



these 2 side porch windows to be replaced



These 2 windows on porch to be replaced