



HISTORIC DISTRICT COMMISSION APPLICATION FOR WORK APPROVAL

City of Detroit - Planning & Development Department
2 Woodward Avenue, Suite 808
Detroit, Michigan 48226

APPLICATION ID

HDC2025-00037

PROPERTY INFORMATION

ADDRESS(ES): 29565 Grand River Ave

HISTORIC DISTRICT: Boston-Edison

SCOPE OF WORK: (Check ALL that apply)

- | | | | | | |
|---|---|--|--|---|--------------------------------|
| <input checked="" type="checkbox"/> Windows/
Doors | <input type="checkbox"/> Walls/
Siding | <input type="checkbox"/> Painting | <input checked="" type="checkbox"/> Roof/Gutters/
Chimney | <input type="checkbox"/> Porch/Deck/Balcony | <input type="checkbox"/> Other |
| <input type="checkbox"/> Demolition | <input type="checkbox"/> Signage | <input type="checkbox"/> New
Building | <input type="checkbox"/> Addition | <input type="checkbox"/> Site Improvements
(landscape, trees, fences,
patios, etc.) | |

BRIEF PROJECT DESCRIPTION:

Replace porch windows with historically appropriate Pella windows, replace roof, and install 6 inch gutters

APPLICANT IDENTIFICATION

TYPE OF APPLICANT: Contractor

NAME: Brendan McGlinch

COMPANY NAME: McGlinch and Sons

ADDRESS: 29565 Grand River Ave

CITY: Farmington Hills

STATE: MI

ZIP: 48336

PHONE: +1 (248) 987-6300

EMAIL: Brendan@mcglinchsons.com

I AGREE TO AND AFFIRM THE FOLLOWING:

- I understand that the failure to upload all required documentation may result in extended review times for my project and/or a denied application.
- I understand that the review of this application by the Historic District Commission does not waive my responsibility to comply with any other applicable ordinances including obtaining appropriate permits (building, sign, etc.) or other department approvals prior to beginning the work.
- I hereby certify that the information on this application is true and correct. I certify that the proposed work is authorized by the owner of record and I have been authorized to make this application as the property owner(s) authorized agent.

DocuSigned by:

Brendan McGlinch

01/29/2025

SIGNATURE

DATE




NOTE: Based on the scope of work, additional documentation may be required. See www.detroitmi.gov/hdc for scope-specific requirements.

PROJECT DETAILS – TELL US ABOUT YOUR PROJECT


Instructions: Add project details using the text box in each section. If your details exceed the space provided, attach the details via the attachment icon for that section.

ePLANS PERMIT NUMBER: (only applicable if you've already applied for permits through ePLANS)	n/a
--	-----

GENERAL

<p>1. DESCRIPTION OF EXISTING CONDITION <i>Please tell us about the current appearance and conditions of the areas you want to change. You may use a few sentences or attach a separate prepared document on the right. (For example, "existing roof on my garage is covered in gray asphalt shingles in poor condition.")</i></p> <p>Existing roof is approx 30 years old and leaking. Asphalt shingles need to be replaced house and garage. Customer desires to remove the non historically accurate jalousie windows on the front porch and install pella windows to match style of the remainder of the home.</p>	
<p>2. PHOTOGRAPHS <i>Help us understand your project. Please attach photographs of all areas where work is proposed.</i></p>	
<p>3. DESCRIPTION OF PROJECT <i>In this box, tell us about what you want to do at the areas described above in box #1. (For example, Install new asphalt shingle roofing at garage.)</i></p> <p>We want to replace the entire roof on house and garage. Install new GAF Camelot II shingle to replicate a square slate look. Install 6 inch gutters and downspouts to replace the galvanized gutters currently installed. Gutter profiles to match existing. Replace all of the windows on the front porch (10 in total) to mimic the look that is on the rest of the home. currently these windows have jalousie windows circa 1975.</p>	
<p>4. DETAILED SCOPE OF WORK <i>In this box, please describe all steps necessary to complete the work described in box #3. (For example, "remove existing shingles, replace wood deck as necessary, replace wood eaves, install roof vents, replace rotted fascia boards, paint, clean worksite.")</i></p> <p>Remove 1 layer of roofing on House and Garage. Install GAF, Weather Watch, Ice Shield 6 ft on all Eave Edges Install GAF, Weather Watch, Ice Shield in all valleys Install GAF, Weather Watch, Ice Shield around all chimney's and protrusions Install GAF, Felt Buster, Synthetic Underlayment on roof decking Install 1.5 inch faced, Aluminum Drip Edge on all eave and rake edges Install GAF, WeatherBlocker, shingle starter course on all eave edges</p>	
<p>5. BROCHURES/CUT SHEETS <i>Please provide information on the products or materials you are proposing to install. For example, a brochure on the brand and color of the shingles proposed.</i></p>	

ADDITIONAL DETAILS

<p>6. WINDOWS/DOORS <i>Detailed photographs of window(s) and/or door(s) proposed for replacement showing the condition of the interior and exterior of the window(s) and/or door(s)</i></p>	





Pella® Lifestyle Series

Clad/Wood



#1 performing wood window and patio door for the combination of energy, sound and value.¹

Triple-pane casement



- Easy-to-learn Pella Steady Set™ interior installation system**
 Pella Steady Set Interior Installation System is a revolutionary, award-winning and safer way to install new construction windows.¹ The simple system is the fastest, most labor efficient wood window installation system with uncompromising quality.² Available on select windows.
- Performance redefined**
 You don't have to compromise on any aspect of performance. Available performance solutions offer an unbeatable combination of energy efficiency, sound control and value.³
- ENERGY STAR® certified⁴**
 Pella products offer energy-efficient options that will meet or exceed ENERGY STAR guidelines in all 50 states. Pella Lifestyle Series products with triple-pane glass have been awarded ENERGY STAR Most Efficient Mark in 2023.
- Enhanced sound control**
 Our patented, triple-pane design with Advanced Low-E glass allows for mixed glass thickness for enhanced sound dampening resulting in an average 52% noise reduction versus single-pane windows.⁵
- Intentional design for improved durability**
 Intentional jamb on sill design helps seal the end grain of the wood and elevates it off the rough opening, reducing the potential for moisture.
- Durable 3-way corner joints**
 Three-way corner joints are made up of mortise-and-tenon, metal fasteners and commercial adhesive for added strength and durability.
- Low-maintenance exteriors**
 Aluminum-clad exteriors with EnduraClad® finish resists fading and chalking. It is applied in an overlapping fashion for exceptional protection.
- Exclusive wood protection**
 Pella's exclusive EnduraGuard® wood protection is applied after the pieces have been cut and milled, but prior to final assembly. It provides advanced protection against the effects of moisture, decay, stains from mold and mildew — as well as termite damage.
- Time-tested innovations**
 Create unique room-by-room solutions and achieve project goals with performance options and purposeful innovations like the Hidden Screen and integrated blinds, shades and security sensors. For more information on integrated wireless security sensors, go to connectpella.com.
- Best limited lifetime warranty⁶**
 Pella Lifestyle Series products are covered by the best limited lifetime warranty in the industry for wood windows and patio doors.⁵
- Testing beyond requirements**
 At Pella, our products are tested beyond requirements to help ensure they have long-lasting performance and reduce call-backs for you.
- Hidden Screen**
 The revolutionary Hidden Screen appears when you open a double-hung window and folds away when it is closed. It provides a clear view when the window is closed and improves curb appeal year-round.

Dual-pane double-hung window with Hidden Screen



Available in these window and patio door styles:⁷



Special shape windows also available.

^{1,2,3,4,5,6,7} See back cover for disclosures.

Product Specifications

Window & Patio Door Styles	Min. Width	Min. Height	Max. Width	Max. Height	Performance Class & Grade	Performance Values			Frame/Install
						U-Factor	SHGC	STC	
Awning Dual-pane vent	21"	17"	59"	59"	LC30 - LC50	0.25 - 0.34	0.19 - 0.51	25-28	Pella Steady Set, Fold-out Fin, Block Frame, EnduraClad Exterior Trim / Brickmould
Awning Triple-pane vent	21"	17"	59"	59"	R20 - CW50	0.20 - 0.28	0.15 - 0.41	31-37	
Casement Dual-pane vent	17"	17"	35"	73"	LC30-LC50	0.25 - 0.34	0.19 - 0.58	25-31	
Casement Triple-pane vent	17"	17"	35"	73"	R20-CW50	0.20-0.25	0.17-0.46	31-37	
Fixed Casement Dual-pane	17"	17"	73"	73"	LC30-LC50	0.23 - 0.35	0.20 - 0.57	29-32	
Fixed Casement Triple-pane	17"	17"	73"	73"	R20-CW50	0.19 - 0.27	0.15 - 0.49	33-37	
Double-Hung Dual-pane vent	21"	35"	48"	84"	LC30-LC50	0.25 - 0.34	0.20 - 0.48	27-31	Fold-out Fin, Block Frame, EnduraClad Exterior Trim / Brickmould
Hinged Patio Door Dual-pane single door	30"	80"	38"	96"	LC50	0.26 - 0.32	0.18 - 0.48	31	
Hinged Patio Door Triple-pane single door	30"	80"	38"	96"	LC55	0.23 - 0.28	0.12 - 0.34	34-36	
Hinged Patio Door Dual-pane double door	60"	80"	75"	96"	LC50	0.25-0.29	0.18-0.48	30-32	
Hinged Patio Door Triple-pane double door	50"	80"	75"	96"	LC55	0.22-0.26	0.14-0.38	34-36	
Sliding Patio Door Dual-pane single-door fixed (O)	31"	80"	49"	96"	CW50	0.24-0.33	0.18-0.51	27	
Sliding Patio Door Triple-pane single-door fixed (O)	31"	80"	49"	96"	CW60	0.21-0.27	0.17-0.45	33-36	
Sliding Patio Door Dual-pane double-door vent (OX or XO)	60"	80"	96"	96"	R20-LC50	0.24 - 0.34	0.18-0.51	29-32	
Sliding Patio Door Triple-pane double-door vent (OX or XO)	60"	80"	96"	96"	R25-LC60	0.22 - 0.29	0.16 - .44	33-36	

Window sizes available in 1/4" increments

Special sizes available in triple-pane patio doors. For more information regarding performance, visit pella.com/performance. For more information regarding frame and installation types, visit installpella.com.

Window Hardware

Essential Collection

Select from popular designs and finishes to suit every style.



Fold-away Crank



Cam-Action Lock

Finishes:



Champagne

White

Brown

Matte Black



Satin Nickel



Satin Brass

Patio Door Hardware

Essential Collection

Elevate your style and transform a home with elegant selections.



Hinged Patio Door Handle



Sliding Patio Door Handle

Finishes:



Champagne

White

Brown

Matte Black



Satin Nickel



Satin Brass

Colors

Prefinished Pine Interior Colors

We can prefinish pine in your choice of several paint and stain colors. Unfinished or primed and ready-to-paint are also available.



Aluminum-Clad Exterior Colors


Our low-maintenance EnduraClad® exterior finish resists fading and helps protect windows and patio doors for years. Seacoast EnduraClad protective finish for coastal projects with high salt exposure is also available.



Integrated Blinds & Shades


Integrated Blinds®

Raise blinds up for an unobstructed view or tilt to let in just the right amount of light. Our best integrated and accessible blinds are available manual or motorized with Pella® Insynctive® technology.



Integrated Shades®

Our best integrated fabric shades feature a white exterior fabric for a uniform look from the street. Integrated and accessible shades are available manual or motorized with Pella Insynctive technology.



Haven't landed on the final blind or shade color selection? No problem. With our patented triple-pane design, you and your customer can make those decisions later in the schedule. Our triple-pane products come with all of the hardware to add a blind or shade straight from the factory or at a later time in the building or remodeling process.

Screens⁹

Hidden Screen

The Hidden Screen appears when you open a double-hung window and folds away when the window is closed. It allows 44% more natural light into your home when a window is closed than a standard screen.¹⁰ Hidden Screen cartridge available in Black, White, Brown, Fossil and Iron Ore colors to match or complement the exterior cladding color choice.

Rolscreen®

Rolscreen soft-closing retractable screens roll out of sight when not in use. Available on casement and awning windows and sliding patio doors.

InView™

InView flat screens let in 14% more light and are 8% more open for improved airflow when compared to the conventional fiberglass screen.¹¹

Performance Packages

To make things easier, we've created performance packages.

Performance solutions offer an unbeatable combination of energy efficiency, sound control and value.¹ Create room-by-room solutions with the upgraded triple-pane glass design.

All values below are averages compared with single-pane windows.



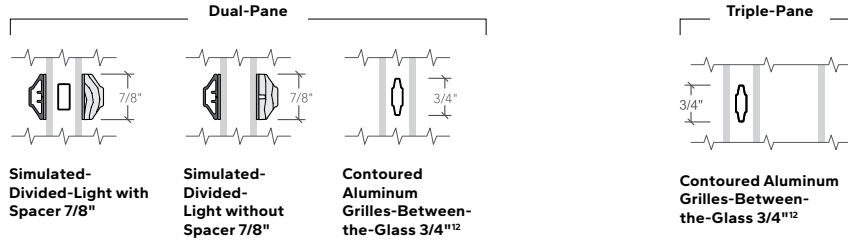
Pella® Lifestyle Series offers products awarded ENERGY STAR® Most Efficient for 2023.⁴

Base	Performance	Sound Control	Energy Efficiency	Ultimate Performance
	71% More Energy Efficient ¹⁰ + 34% Noise Reduction ⁵	52% Noise Reduction ⁵	83% More Energy Efficient ¹⁰	79% More Energy Efficient ¹⁰ + 52% Noise Reduction ⁵
<p>Advanced Low-E</p> <p>Two panes of insulating, energy-efficient glass and our most popular features and options.</p>	<p>Advanced Low-E SunDefense Low-E or NaturalSun Low-E</p> <p>A triple-pane glass design for a combination of both improved energy efficiency and sound performance.</p>	<p>Advanced Low-E, SunDefense Low-E or NaturalSun Low-E Sound-reduction glazing</p> <p>Triple-pane glass design featuring mixed glass thicknesses for enhanced sound dampening.</p>	<p>AdvancedComfort</p> <p>A triple-pane glass design with upgraded AdvancedComfort Low-E glass for enhanced energy efficiency.</p>	<p>AdvancedComfort Sound-reduction glazing</p> <p>A triple-pane glass design featuring mixed glass thicknesses with upgraded AdvancedComfort Low-E glass for enhanced energy efficiency.</p>

Patented triple-pane glass design gives flexibility to add integrated blinds or shades without impacting performance.

Grilles

Choose the look of true divided light or make cleaning easier by selecting grilles-between-the-glass.



The Best Limited Lifetime Warranty in the Industry

We know your reputation matters and you stake your reputation on quality, dependable products. That's why we have the best limited lifetime warranty in the industry for wood windows and patio doors.⁶

¹ Compared to leading national wood window brands recommended installation methods for new construction windows.

² Comparing average install time and plumb/level/square measurements of leading national wood window brands when installed following the manufacturer's standard installation methods for new construction windows.

³ Performance solutions require upgrades to triple-pane, AdvancedComfort Low-E and mixed glass thickness. Based on comparing product quotes and published STC/OITC and U-Factor ratings of leading national wood window and patio door brands.

⁴ Some Pella products may not meet ENERGY STAR certification in Canada. For more information, contact your local Pella sales representative or go to nrcan.gc.ca/energy/products/categories/fenestration/13739.

⁵ Reduction in sound based on OITC ratings of Pella Lifestyle Series windows with respective performance package compared to a single-pane wood or vinyl window with an OITC of 19. Calculated by using the sound transmission loss values in the 80 to 4000 Hz range as measured in accordance with ASTM E-90(09). Actual results may vary.

⁶ Based on comparing written limited warranties of leading national wood window and wood patio door brands. See written limited warranty for details, including exceptions and limitations, at pella.com/warranty.

⁷ Double-hung windows available in dual-pane only.

⁸ Available with triple-pane products only.

⁹ Requires the Insynctive App on a smart device, an Insynctive Bridge and a wireless home router with internet connection.

¹⁰ Window energy efficiency calculated in a computer simulation using RESFEN 6.0 default parameters for a 2000 sq. foot new construction single-story home when Pella Lifestyle Series windows with the respective performance package are compared to a single-pane wood or vinyl window. The energy efficiency and actual savings will vary by location. The average window energy efficiency is based on a national average of 94 modeled cities across the country and weighting based on population. For more details see pella.com/methodology.

¹¹ Improved airflow is based on calculated screen cloth openness. Screen cloth transmittance was measured using an integrated sphere spectrophotometer.

¹² Appearance of exterior grille color may vary depending on the Low-E insulating glass selection.

GAF Camelot® II
Designer Lifetime® Shingles



Camelot® II Shingles

Camelot® II Shingles complete a home with their classic, artisan-crafted look — at a surprisingly affordable price. Now with GAF Time-Release Algae-Fighting Technology for long-lasting algae-fighting power so strong it allows us to offer a 25-year StainGuard Plus™ Algae Protection Limited Warranty against blue-green algae discoloration.⁴



Camelot® II Shingles

Benefits:

- **Affordable Luxury** — Camelot® II Shingles are only a fraction of the cost of traditional slate or wood shakes
- **Sophisticated Design** — Artisan-crafted shapes combined with a dimensional design result in a sophisticated beauty unmatched by typical shingles
- **Custom Color Palette** — Specially formulated color palette is designed to accentuate the shingle’s natural appeal
- **High-Performance** — Designed with Advanced Protection® Shingle Technology, which reduces the use of natural resources while providing excellent protection for your home (visit gaf.com/aps to learn more)
- **StainGuard Plus™ Algae Protection Limited Warranty** — Specially engineered capsules release copper over time for long-lasting algae-fighting power. It’s protection so strong, it allows us to offer a 25-year limited warranty against blue-green algae discoloration.⁴
- **Highest Roofing Fire Rating** — UL Class A, Listed to ANSI/UL 790
- **Stays in Place** — Dura Grip™ Adhesive seals each shingle tightly and reduces the risk of shingle blow-offs; shingles warranted to with-stand winds up to 130 mph (209 km/h)³
- **The Ultimate Peace of Mind** — Lifetime¹ limited transferable warranty with Smart Choice® Protection (non-prorated material and installation labor coverage) for the first ten years
- **Perfect Finishing Touch** — Use TimberTex® Premium Ridge Cap Shingles or TimberCrest® Premium SBS-Modified Ridge Cap Shingles⁵

Product details:

- Product/System Specifics**
- Fiberglass asphalt construction
 - **Dimensions (approx.):** 17" x 34 1/2" (432 x 876 mm)
 - **Exposure:** 7.5" (190.5 mm)
 - **Bundles/Square:** 4
 - **Pieces/Square:** 56
 - **Nails/Square:** 280 (336 where 6 nails per shingle is required)⁵
 - **StainGuard Plus™ Algae Protection Limited Warranty⁴**
 - **Hip/Ridge:**^{5,6} TimberTex®, TimberCrest®
 - **Starter:** WeatherBlocker™
- Applicable Standards & Protocols**
- UL Listed to ANSI/UL 790 Class A
 - Miami-Dade County Product Control approved
 - State of Florida approved
 - Classified by UL in accordance with ICC-ES AC438
 - Meets ASTM D7158, Class H
 - Meets ASTM D3161, Class F
 - Meets ASTM D3018, Type 1
 - Meets ASTM D3462¹
 - ICC-ES Evaluation Reports ESR-1475 and ESR-3267
 - Texas Department of Insurance listed
 - Meets CSA A123.5²

Installation

Detailed installation instructions are provided on the inside of each bundle wrapper of Camelot® II Shingles. Installation instructions may also be obtained at gaf.com.

¹ Lifetime refers to the length of warranty coverage provided and means as long as the original individual owner(s) of a single-family detached residence [or eligible second owner(s)] owns the property where the qualifying GAF products are installed. For other owners/structures, Lifetime coverage is not applicable. Lifetime coverage on shingles requires the use of GAF Lifetime Shingles only. See the *GAF Shingle & Accessory Limited Warranty* for complete coverage and restrictions. Visit gaf.com/LRS for qualifying GAF products.

² Periodically tested by independent and internal labs to ensure compliance with ASTM D3462 at time of manufacture.

³ Refers to shingles sold in Canada only.

⁴ 15-year 130 mph wind speed coverage requires special installation and use of GAF Starter Strip Shingles; see *GAF Shingle & Accessory Limited Warranty* for complete coverage and restrictions.

⁵ 25-year StainGuard Plus™ Algae Protection Limited Warranty against blue-green algae discoloration is available only on products sold in packages bearing the StainGuard Plus™ logo. See *GAF Shingle & Accessory Limited Warranty* for complete coverage and restrictions, and qualifying products.

⁶ Required by some local codes and required for enhanced wind coverage on certain products.

⁷ These products are not available in all areas. See gaf.com/RidgeCapAvailability for details.

Note: It is difficult to reproduce the color clarity and actual color blends of these products. Before selecting your color, please ask to see several full-size shingles.

Colors:



We protect what matters most™





