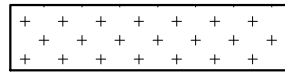

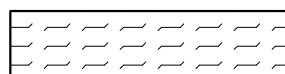


1133-1145 GRISWOLD


1133-1145 GRISWOLD STREET
DETROIT, MI 48226

SHOP DRAWINGS
NOT FOR PRODUCTION

ALUMINUM COMPOSITE PANEL SYSTEM

| | |
|---|-----------------------------|
| PANEL SYSTEM | PX-10 |
| PANEL JOINT SPACING (U.N.O.) | 5/8" |
|  | 4mm FR core FRISCO WHITE |
|  | 4mm FR CORE OYSTER WHITE |
|  | 4mm FR core PUEBLOTAN |

ALUMINUM CORRUGATED PANEL SYSTEM

| | |
|---|--------------|
| PANEL SYSTEM | PX-8 |
| PANEL JOINT SPACING (U.N.O.) | 5/8" |
|  | OYSTER WHITE |

NOTES:

- ALL FASTENERS, SEALANTS, SHIMS, AND BACKER ROD TO BE PROVIDED BY INSTALLER
- STRAPPING TO BE PROVIDED BY PANEL INSTALLER NOT BY ACM PANELWORX. STRAPPING/Z-GIRTS/HAT CHANNELS TO BE FINALIZED DEPENDING ON SITE/FIELD CONDITIONS. DIRECT PANEL ATTACHMENT TO DENSGLASS AND SIMILAR EXTERIOR SHEATHING IS NOT RECOMMENDED AND WILL NOT BE WARRANTIED. IT IS RECOMMENDED THAT STRAPPING/Z-GIRTS/ HAT CHANNELS BE USED UNLESS ATTACHING DIRECTLY TO CONCRETE, SECURE METAL FRAMING OR MIN. 5/8" PLYWOOD.
- CONCEALED FASTENERS TO BE ZINC PLATED
- ALL SEALANTS TO BE APPLIED IN STRICT ACCORDANCE WITH MANUFACTURER'S PUBLISHED INSTRUCTIONS
- ALL AREAS WHERE THIS MATERIAL IS USED WILL BE FIELD MEASURED PRIOR TO RELEASE FOR FABRICATION
- ACM PANELWORX ASSUMES NO RESPONSIBILITY AS TO MEASUREMENTS OR DETAIL AFFECTING ANY WORK BUT ITS OWN AND IS NOT RESPONSIBLE FOR ANY ERRORS
- ARCHITECT'S DESIGN MAY BE ADJUSTED +/- 15% TO MAXIMIZE SHEET USAGE
- EACH PANEL PRODUCT TYPE HAS SPECIAL CHARACTERISTICS THAT CAN AFFECT VISUAL CONSISTENCY FROM LOT TO LOT AND EVEN FROM PANEL TO PANEL. ACM PANELWORX WILL MAKE EVERY ATTEMPT TO KEEP PANELS VISUALLY CONSISTENT BUT COLOUR, FLAKE, SHEEN, FADE AND NATURAL PATINA DIFFERENCES MAY OCCUR. GRAIN DIRECTION WILL BE KEPT CONSISTENT PER PROJECT, BUT MAY LIMIT LAYOUT. ALL METALLIC FINISHES, MICA FINISHES, NATURAL METALS, ANODIZED AND WOOD GRAINS WILL BE DESIGNED SO THAT GRAIN DIRECTIONS RUN IN ONE DIRECTION UNLESS OTHERWISE NOTED AND APPROVED.
- ALL DISIMILAR MATERIALS IN CONTACT WITH ALUMINUM MEMBERS ARE TO BE ISOLATED FROM THE ALUMINUM USING A BITUMINOUS PAINT.
- ALL MATERIALS ATTACHED TO PANELS/PANEL SYSTEM ARE STRICTLY PROHIBITED UNLESS SPECIFICALLY SHOWN ON APPROVED ACM SHOP DRAWINGS AND APPROVED BY ACM PANELWORX.
- ACM PANELWORX IS NOT RESPONSIBLE FOR ANY AND ALL FIELD INSPECTIONS OR SYSTEM DESIGN IN RELATION TO SOUND, THERMAL, AIR/WATER LEAKAGE, SEALANTS AND STRUCTURAL SILICONE USAGE.

GENERAL CONTRACTOR NOTE:

THESE DRAWINGS ARE BASED UPON OUR INTERPRETATION OF THE CONTRACT DOCUMENTS. UNLESS OTHERWISE INDICATED BELOW, RETURNING THESE DRAWINGS INDICATES APPROVAL OF THE DETAILS AND VERIFICATION OF THE DIMENSIONS AND QUANTITIES SHOWN.

- DIMENSIONS AND DETAILS ARE VERIFIED, PROCEED WITH FABRICATION.
 DO NOT FABRICATE. WAIT FOR FIELD DIMENSIONS (MAY AFFECT DELIVERY.)

CONTRACTOR NAME AND SIGNATURE _____ DATE _____

FINAL PRODUCTION APPROVAL

CONTRACTOR NAME AND SIGNATURE _____ DATE _____

PANEL DESIGN BASED ON STOCK SHEET SIZE OF 62" x 196". PANEL COLOURS SELECTED OF NON-STOCK SIZE WILL REQUIRE JOINT PATTERN REDESIGN

LIST OF DRAWINGS

| | |
|---------|------------------------------|
| C01-C03 | COVER PAGE & COMPONENTS PAGE |
| P01-P04 | KEY AND SOFFIT PLANS |
| E01-E08 | ELEVATIONS |
| D01-D13 | PANEL DETAILS |



357 CROFT DRIVE
TECUMSEH, ON
N8N 2L9
TEL: (519)739-2380
FAX: (519)739-1609
E: info@acmpanelworx.com

PROJECT
1133-1145 GRISWOLD

ADDRESS
1133-1145 GRISWOLD STREET, DETROIT MI 48226

ARCHITECT
KRAEMER DESIGN GROUP

DRAWN BY
VDJ

DATE CREATED
10/1/2024

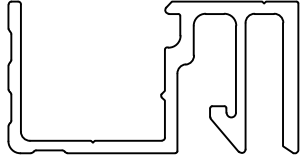
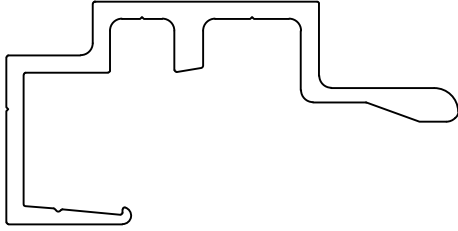
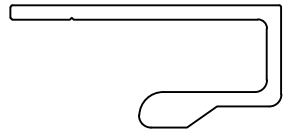
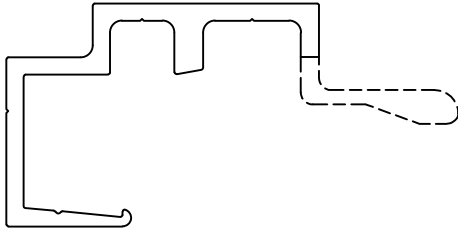

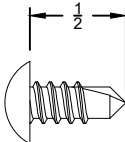
DATE PUBLISHED
11/1/24

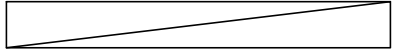


This document is the sole property of ACM PanelWORX. All design, manufacturing, reproduction, use and sale rights regarding the same are expressly forbidden. It is submitted under a confidential relationship, for a special purpose, and the recipient, by accepting this document, assumes custody and agrees that this document will not be copied or reproduced in whole or in part, nor its contents revealed in any manner or to any person except for the purpose for which it was tendered, nor any special features peculiar to this design be incorporated in other projects.
Approved By: _____
Date Approved: _____

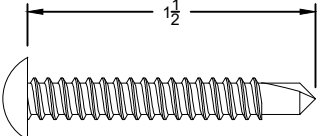
JOB NUMBER
766

REVISION NUMBER
#

ALUMINUM COMPOSITE PANEL SYSTEM (PX-10 DRY JOINT)

| | |
|---|--|
|  | <p>BAR EXTRUSION— SHOP ATTACHED TO ALL PANEL RETURNS (MILL FINISH)</p> |
|  | <p>INTERMEDIATE ASSEMBLY CLIP. SUPPLIED IN 4" PIECES. 8 PER PANEL AND ADD 1 ADDITIONAL CLIP PER 24" OF PANEL FOR DIMENSIONS OVER 72" (MILL FINISH)</p> |
|  | <p>J-CLIP/ STARTER CLIP SUPPLIED IN 4" PIECES (MILL FINISH)</p> |
|  | <p>TERMINATION CLIP — TO BE CUT ON SITE AS NECESSARY FROM INTERMEDIATE CLIPS (MILL FINISH)</p> |
|  | <p>RIVETS — PAINTED TO MATCH PANEL AS NECESSARY</p> |
|  | <p>#8 S.S. TEK SCREW 1/2" LONG FOR ATTACHMENT OF CLIP TO BAR EXTRUSION</p> |

| | |
|---|--|
|  | <p>TYPICAL PLASTIC SHIM. THICKNESS VARIES DEPENDING ON SUBSTRATE</p> |
|  | <p>ALUMINUM COMPOSITE PANEL 0.5mm PREFINISHED ALUMINUM SHEET PE or FR CORE 0.5mm PREFINISHED ALUMINUM SHEET MAX. SHEET SIZE (U.N.O.) : 62" X 196" MAX PANEL SIZE (U.N.O.) : 59-1/2" X 192"</p> |
|  | <p>COMPOSITE ALUMINUM PANEL FILLER (PIECES TO MATCH FACE PANEL, WIDTH TO VARY AS PER JOINT SIZE)</p> |

| | |
|---|--|
| <p>FOR INSTALLATION</p> | |
|  | <p>#10 S.S. TEK SCREW 1-1/2" LONG. FOR ATTACHMENT OF CLIP TO Z-GIRT NOT PROVIDED BY ACMPanelworx</p> |

157 ROBERT DRIVE
TROY, MI 48068
TEL: (313) 724-2400
FAX: (313) 724-1609
E: info@acmpanelworx.com



PROJECT
1133-1145 GRISWOLD

1133-1145 GRISWOLD STREET
DETROIT, MI 48226

ARCHITECT
KRAEMER DESIGN GROUP

CONTRACTOR
DETROIT & NORTHERN LLC

This document is the property of the Contractor and is to be used only for the project and location specified. It is not to be reproduced, stored in a retrieval system, or transmitted in any form or by any means, electronic, mechanical, photocopying, recording, or by any information storage and retrieval system, without the prior written permission of the Contractor. The Contractor shall be responsible for the accuracy of the information provided. The Contractor shall be responsible for the accuracy of the information provided. The Contractor shall be responsible for the accuracy of the information provided.

Approved By: _____
Date Approved: _____

| REV # | DATE | INITIALS |
|-------|------|----------|
| | | |
| | | |
| | | |
| | | |
| | | |
| | | |
| | | |

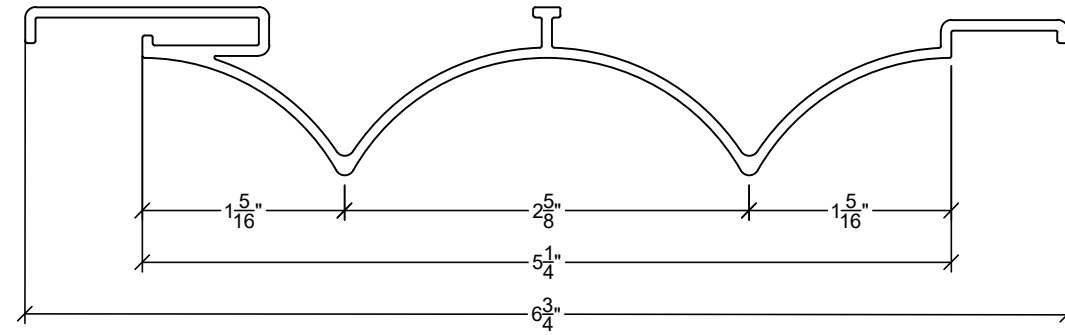
DRAWN BY
VDJ

JOB #
766

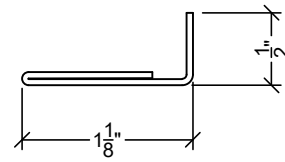
DATE
11/17/24

SHEET NUMBER
C02

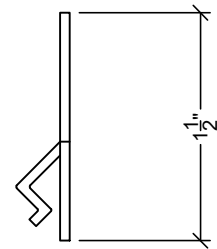
ALUMINUM CORRUGATED PANEL SYSTEM (PX-8)



PANEL PROFILE



ALUMINUM TERMINATION



GRABBER BAR



PROJECT
1133-1145 GRISWOLD

1133-1145 GRISWOLD STREET
DETROIT, MI 48226

ARCHITECT
KRAEMER DESIGN GROUP

CONTRACTOR
DETROIT & NORTHERN LLC

This document is the property of ACM Panelworx. It is to be used only for the project and location specified. It is not to be reproduced, stored in a retrieval system, or transmitted in any form or by any means, electronic, mechanical, photocopying, recording, or by any information storage and retrieval system, without the prior written permission of ACM Panelworx. The user of this document is advised to verify the accuracy of the information contained herein. ACM Panelworx is not responsible for any errors or omissions in this document. The user of this document is advised to consult with a professional engineer or architect for any questions or concerns. ACM Panelworx is not responsible for any damage or injury resulting from the use of this document. ACM Panelworx is not responsible for any loss of data or information resulting from the use of this document. ACM Panelworx is not responsible for any other consequences resulting from the use of this document.

Approved By: _____
Date Approved: _____

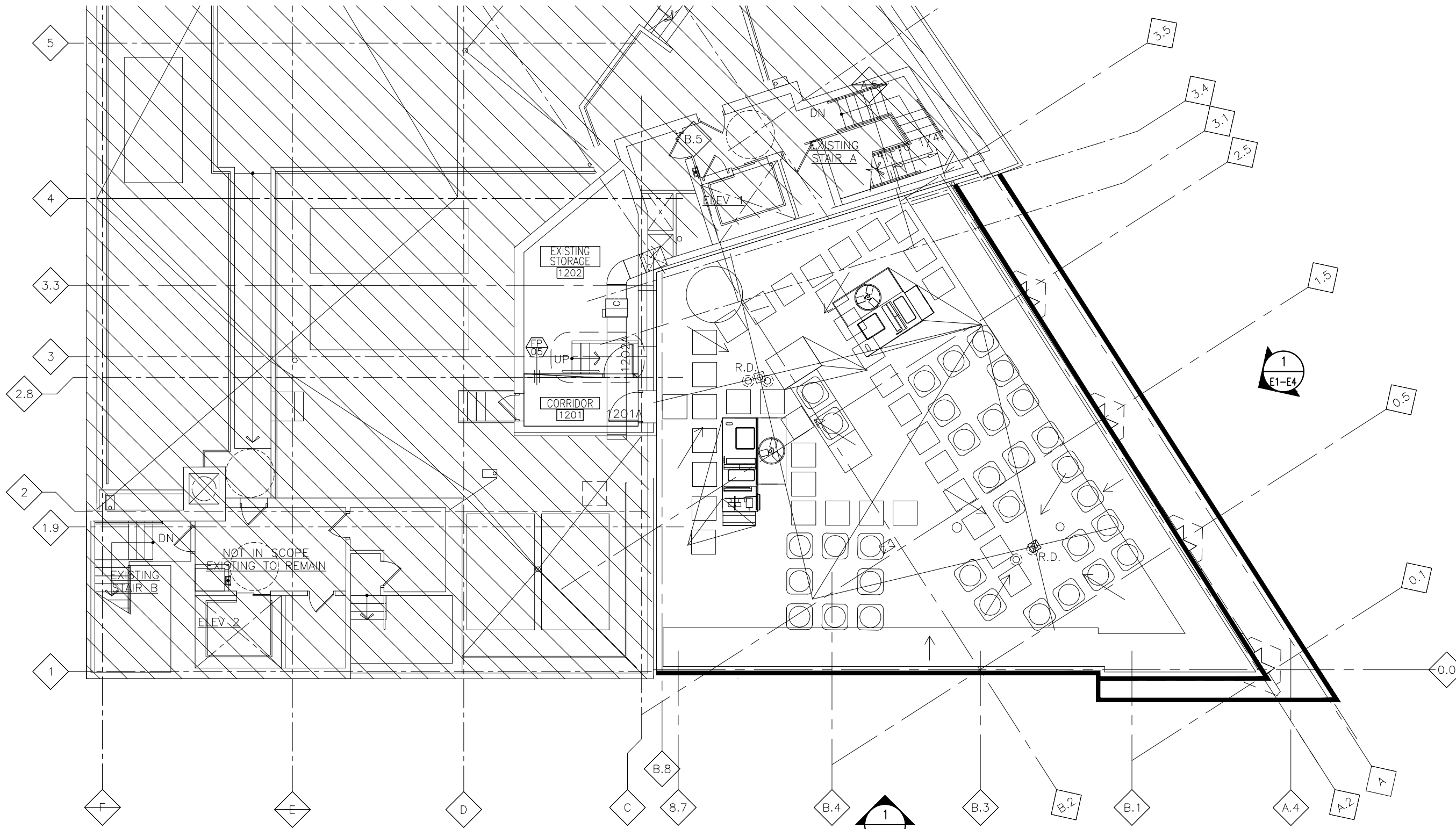
| REV # | DATE | INITIALS |
|-------|------|----------|
| | | |
| | | |
| | | |
| | | |
| | | |
| | | |
| | | |
| | | |
| | | |
| | | |

DRAWN BY
VDJ

JOB #
766

DATE
11/17/24

SHEET NUMBER
C03

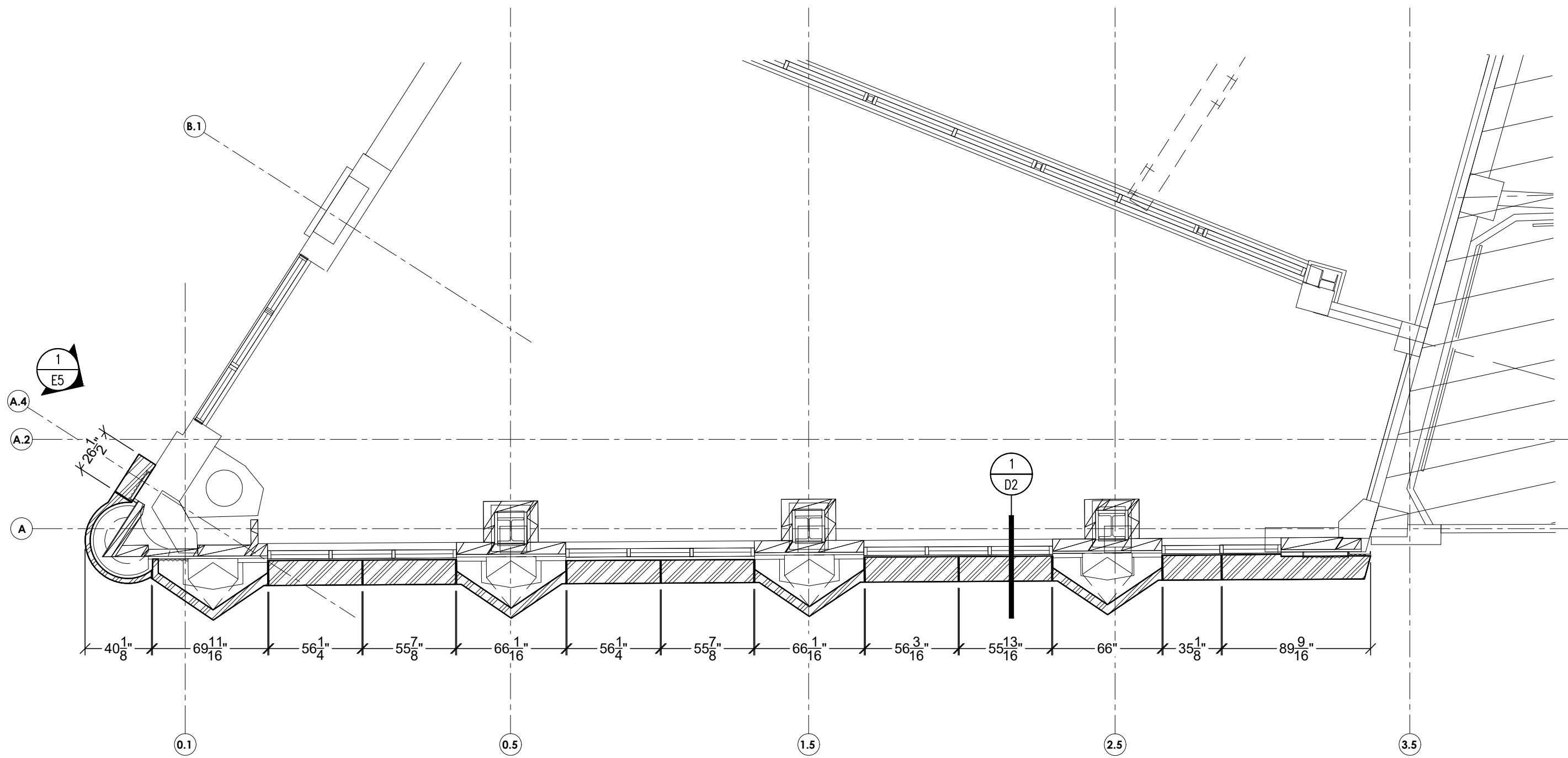


1 ROOF (KEY) PLAN
P1 SCALE: 3/32"=1'-0"
 ARCH. REF.: A108

This document is the property of the Architect. It is to be used only for the project and site identified herein. It is not to be reproduced, stored in a retrieval system, or transmitted in any form or by any means, electronic, mechanical, photocopying, recording, or by any information storage and retrieval system, without the prior written permission of the Architect.

Approved By: _____
 Date Approved: _____

| REV # | DATE | INITIALS |
|-------|------|----------|
| | | |
| | | |
| | | |
| | | |
| | | |
| | | |
| | | |
| | | |
| | | |
| | | |



1 2ND FLOOR SOFFIT PLAN
 P2 SCALE: 3/16"=1'-0"
 ARCH. REF.: A112

157 ROBERT DRIVE
 TROY, MI 48064
 TEL: (313) 726-2400
 FAX: (313) 726-1609
 E: info@acmpanelworx.com

ACmpanelworx
 ALUMINUM COMPOSITE PANELS

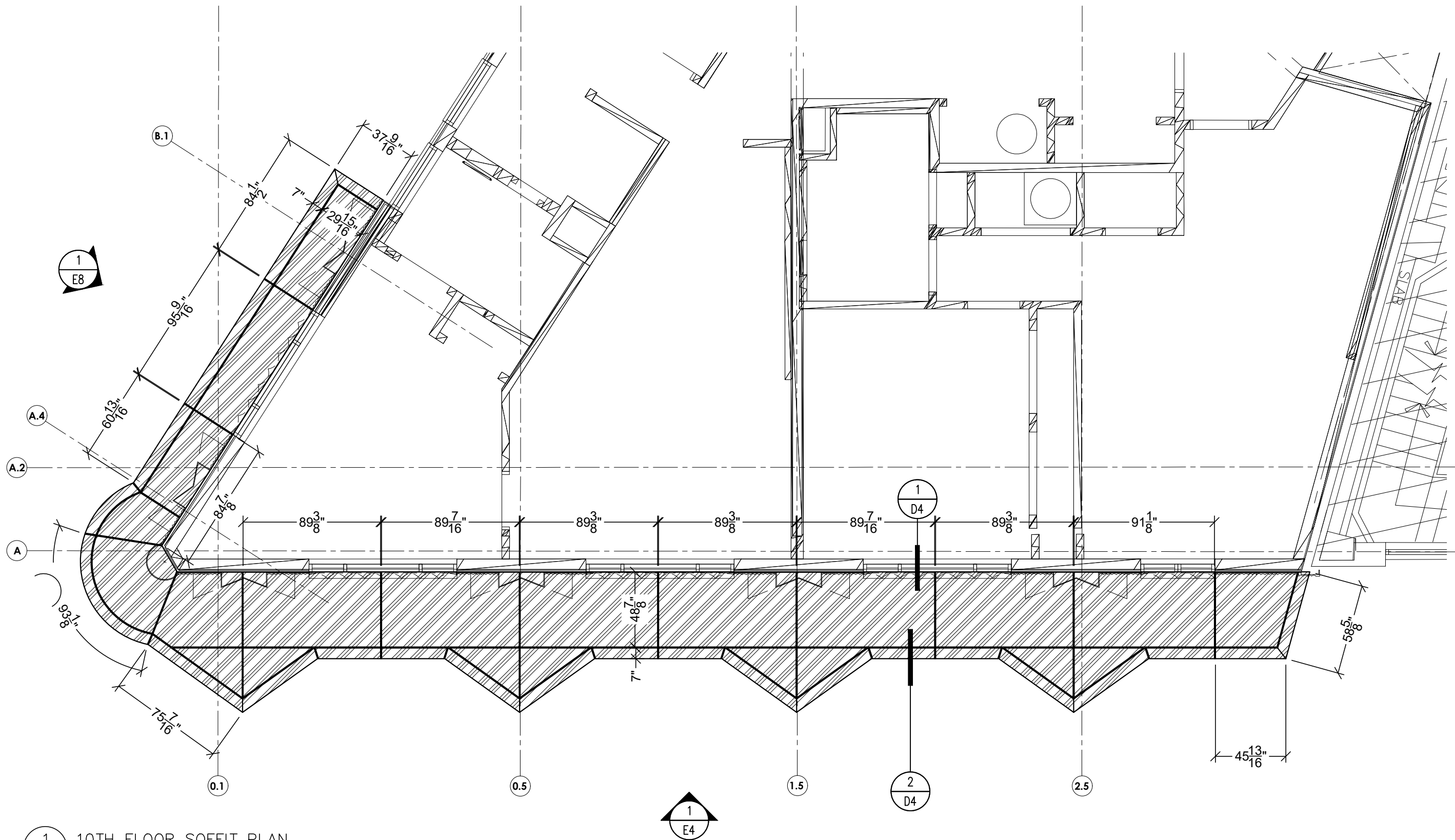
PROJECT
1133-1145 GRISWOLD
 1133-1145 GRISWOLD STREET
 DETROIT, MI 48226

ARCHITECT
KRAEMER DESIGN GROUP
 CONTRACTOR
DETROIT & NORTHERN LLC

This document is the property of Kraemer Design Group. It is to be used only for the project and location specified. It is not to be reproduced, stored in a retrieval system, or transmitted in any form or by any means, electronic, mechanical, photocopying, recording, or by any information storage and retrieval system, without the prior written permission of Kraemer Design Group.
 Approved By: _____
 Date Approved: _____

| REV # | DATE | INITIALS |
|-------|------|----------|
| | | |
| | | |
| | | |
| | | |
| | | |
| | | |

DRAWN BY
VDJ
 JOB #
766
 DATE
11/17/24
 SHEET NUMBER
P2



1 10TH FLOOR SOFFIT PLAN
 P3 SCALE: 3/16"=1'-0"
 ARCH. REF.: A109

ACMpanelworx
 ALUMINUM COMPOSITE PANELS
 157 ROSE DRIVE
 TROY, MI 48068
 TEL: (313) 726-2900
 FAX: (313) 726-1609
 E: info@acmpanelworx.com

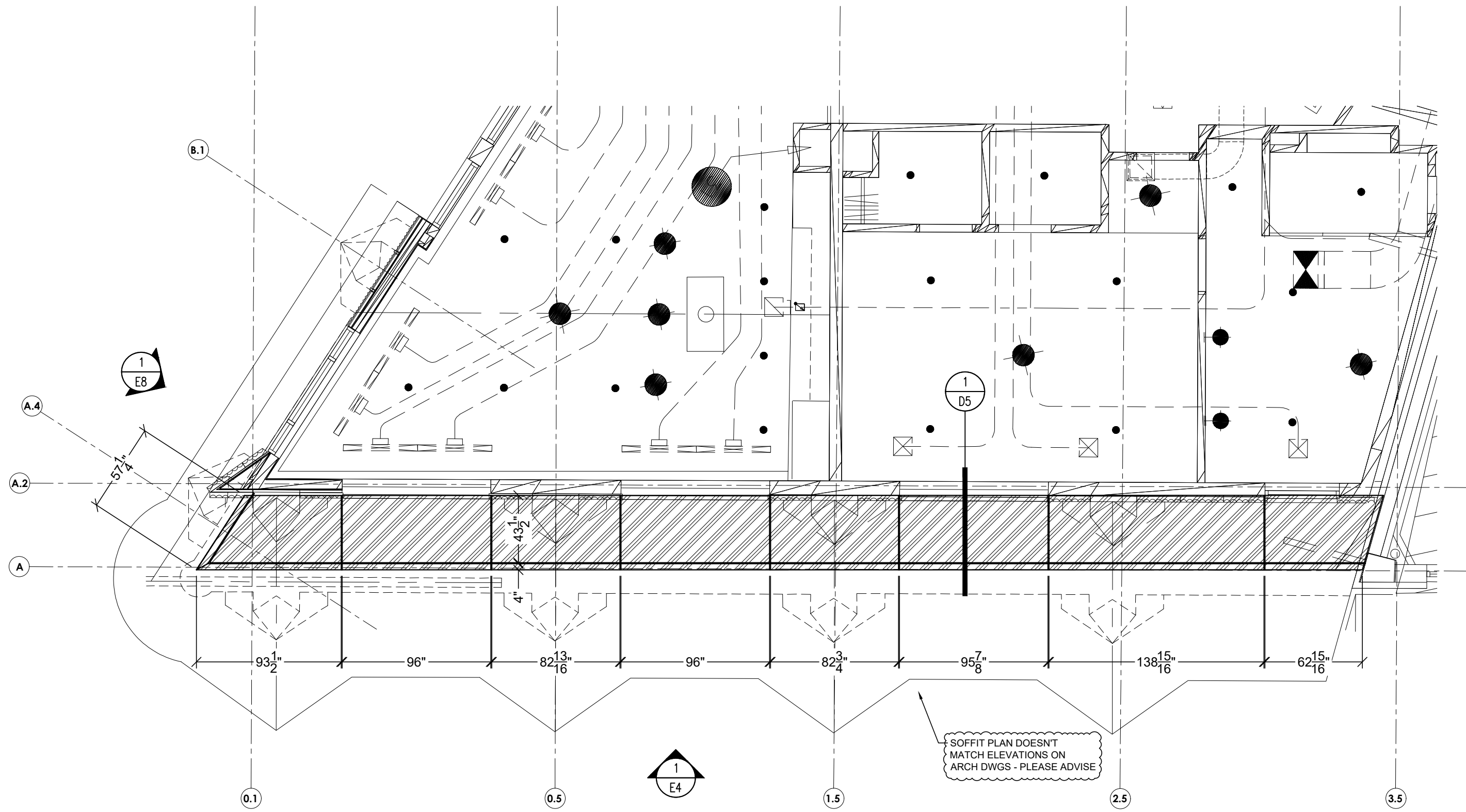
PROJECT
 1133-1145 GRISWOLD
 1133-1145 GRISWOLD STREET
 DETROIT, MI 48226

ARCHITECT
 KRAEMER DESIGN GROUP
 CONTRACTOR
 DETROIT & NORTHERN LLC

Approved By: _____
 Date Approved: _____

| REV # | DATE | INITIALS |
|-------|------|----------|
| | | |
| | | |
| | | |
| | | |
| | | |
| | | |
| | | |
| | | |
| | | |
| | | |

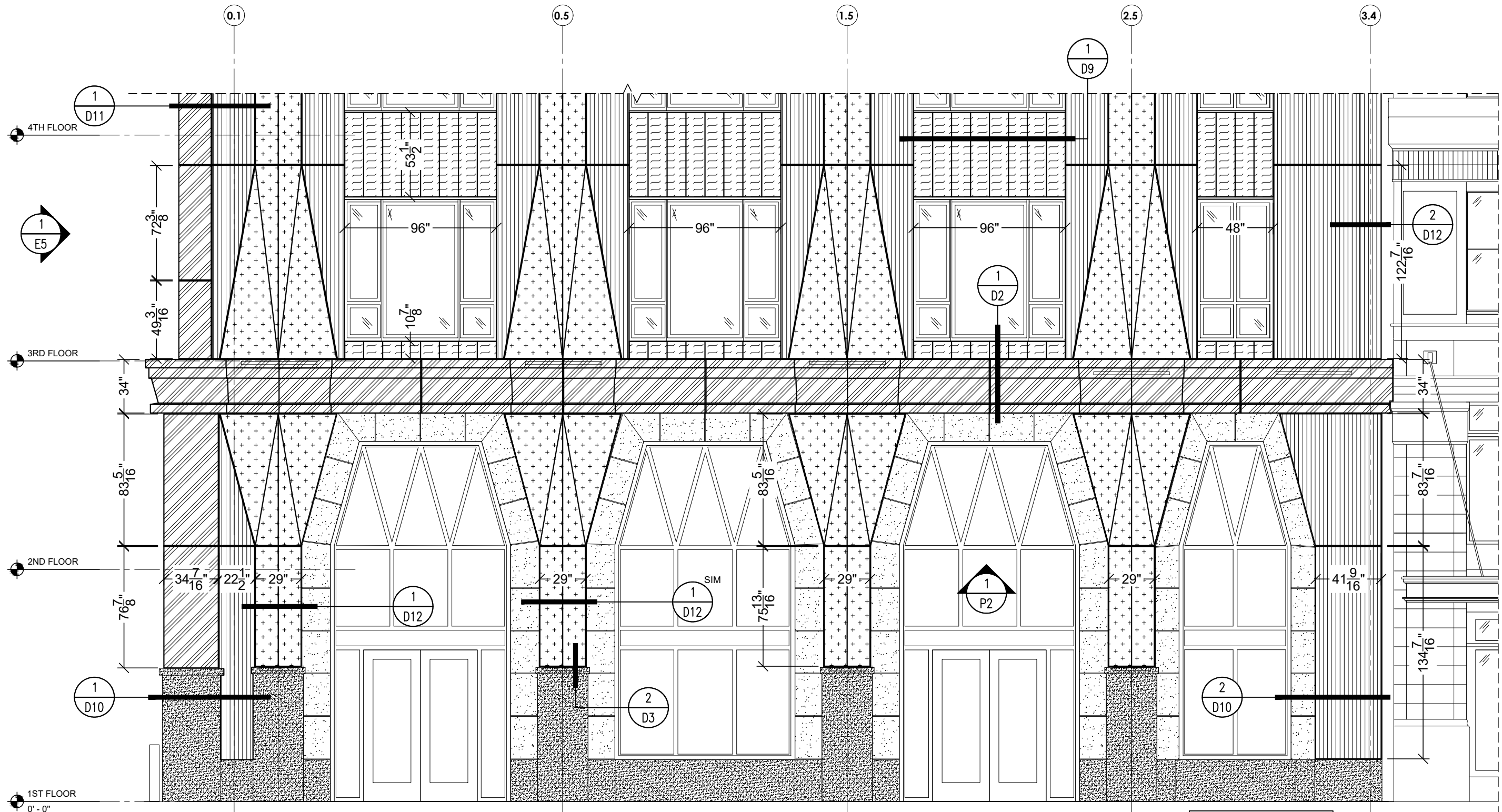
DRAWN BY
 VDJ
 JOB #
 766
 DATE
 11/17/24
 SHEET NUMBER
 P3



1 11TH FLOOR SOFFIT PLAN
 P4 SCALE: 3/16"=1'-0"
 ARCH. REF.: A114

Approved By: _____
 Date Approved: _____

| REV # | DATE | INITIALS |
|-------|------|----------|
| | | |
| | | |
| | | |
| | | |
| | | |
| | | |



1 PARTIAL EAST ELEVATION
 E1 SCALE: 3/16"=1'-0"
 ARCH. REF.: 1/A201

PANEL COLOR LEGEND

| | |
|--|---------------------------|
| | FRISCO WHITE - ACM |
| | OYSTER WHITE - ACM |
| | OYSTER WHITE - CORRUGATED |
| | PUEBLATAN - ACM |

157 ROSE DRIVE
 TROY, MI 48068
 TEL: (313) 726-2900
 FAX: (313) 726-1609
 E: info@acmpanelworx.com

ACmpanelworx
 ALUMINUM COMPOSITE PANELS

PROJECT
1133-1145 GRISWOLD
 1133-1145 GRISWOLD STREET
 DETROIT, MI 48226

ARCHITECT
KRAEMER DESIGN GROUP

CONTRACTOR
DETROIT & NORTHERN LLC

Approved By: _____
 Date Approved: _____

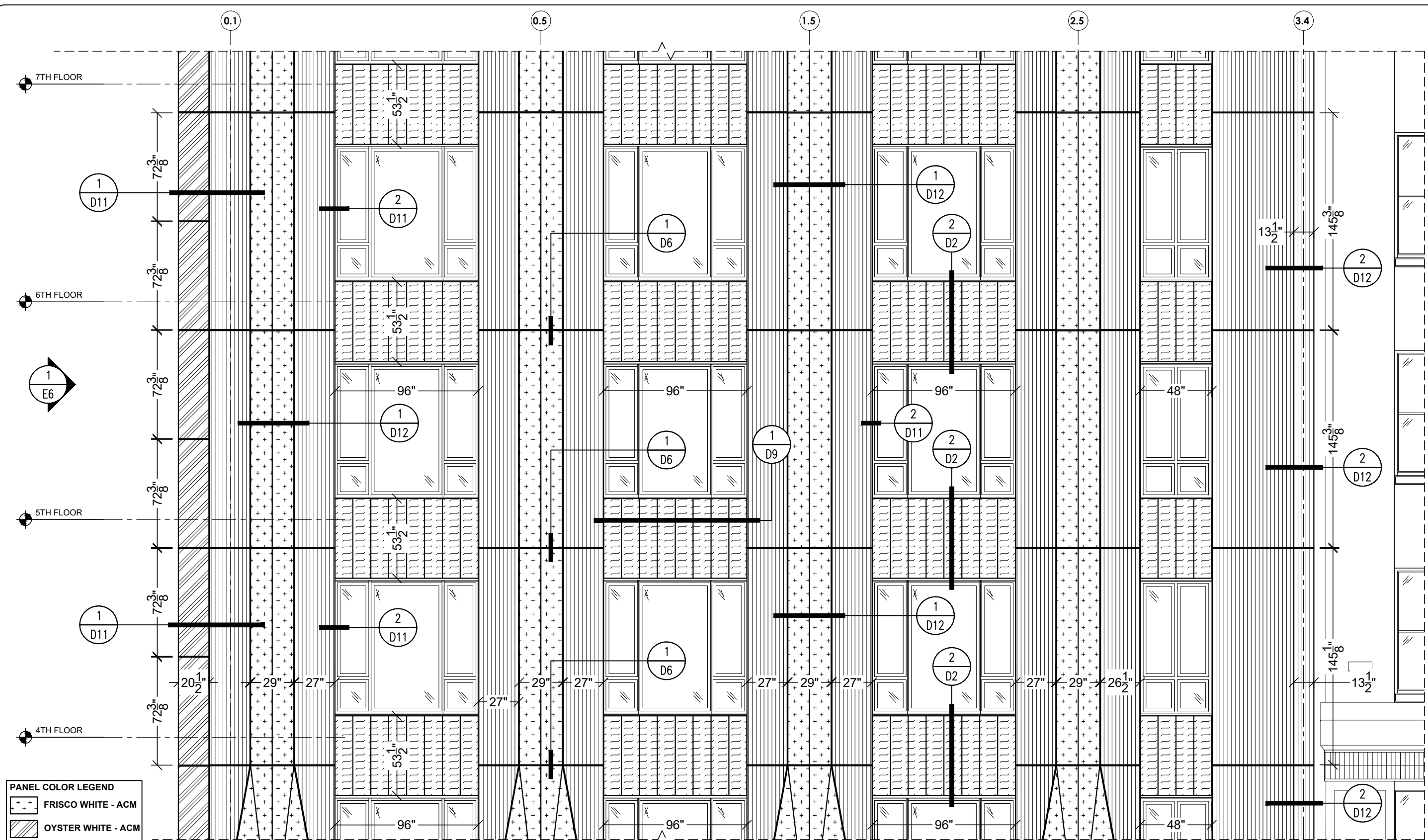
| REV # | DATE | INITIALS |
|-------|------|----------|
| | | |
| | | |
| | | |
| | | |
| | | |
| | | |
| | | |
| | | |
| | | |
| | | |

DRAWN BY
 VDJ

JOB #
 766

DATE
 11/17/24


SHEET NUMBER
 E1



PANEL COLOR LEGEND

| | |
|--|---------------------------|
| | FRISCO WHITE - ACM |
| | OYSTER WHITE - ACM |
| | OYSTER WHITE - CORRUGATED |
| | PUEBLOTAN - ACM |

1 PARTIAL EAST ELEVATION
 E2 SCALE: 3/16" = 1'-0"
 ARCH. REF.: 1/A201



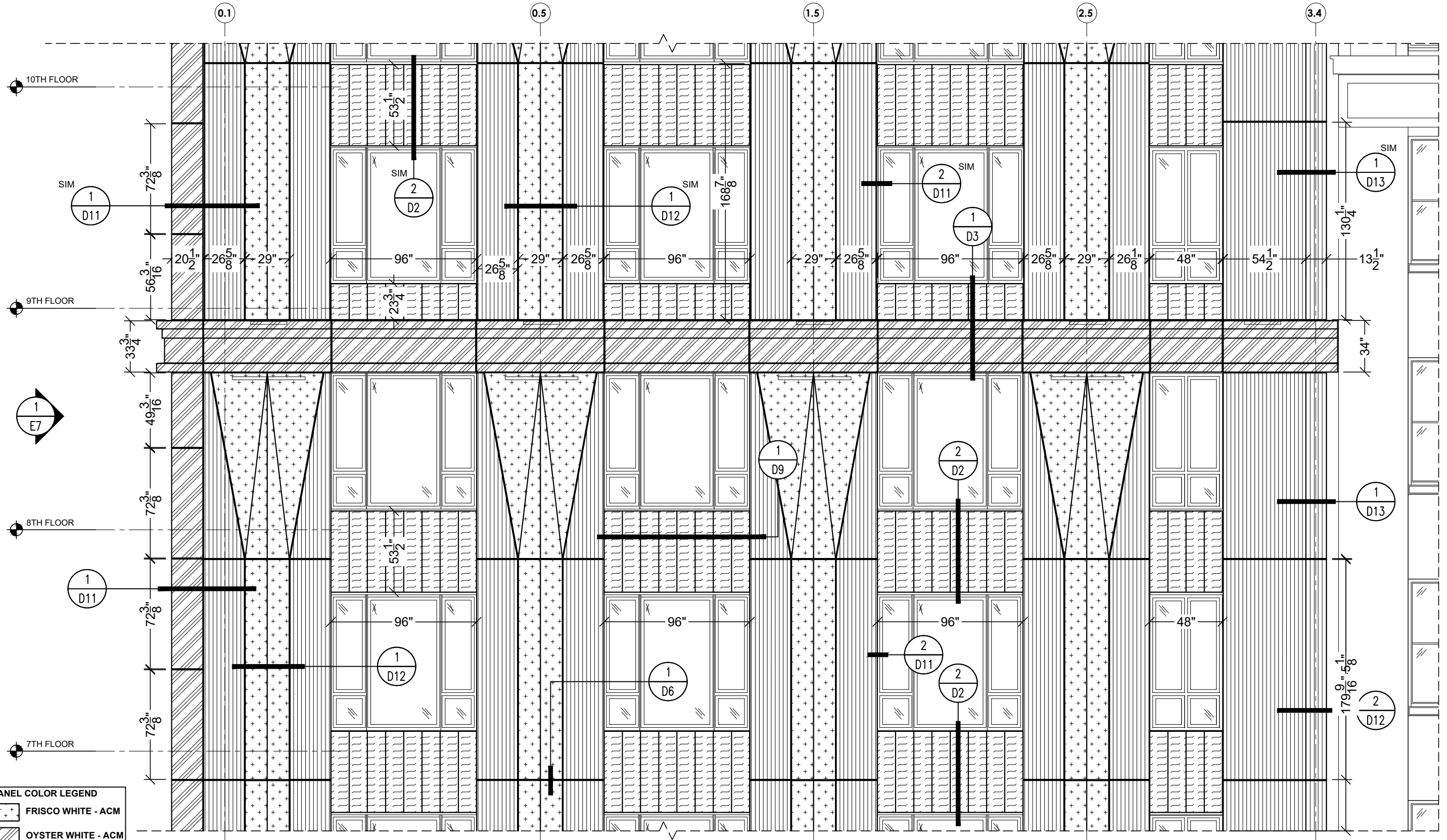
PROJECT
1133-1145 GRISWOLD
 1133-1145 GRISWOLD STREET
 DETROIT, MI 48226

ARCHITECT
KRAEMER DESIGN GROUP
 CONTRACTOR
DETROIT & NORTHERN LLC

Approved By: _____
 Date Approved: _____

| REV # | DATE | INITIALS |
|-------|------|----------|
| ▲ | | |
| ▲ | | |
| ▲ | | |
| ▲ | | |


DRAWN BY
 VDJ
 JOB #
 766
 DATE
 11/17/24
 SHEET NUMBER
 E2



PANEL COLOR LEGEND

| | |
|--|---------------------------|
| | FRISCO WHITE - ACM |
| | OYSTER WHITE - CORRUGATED |
| | PUEBLOTAN - ACM |

1 PARTIAL EAST ELEVATION
 E3 SCALE: 3/16" = 1'-0"
 ARCH. REF.: 1/A201



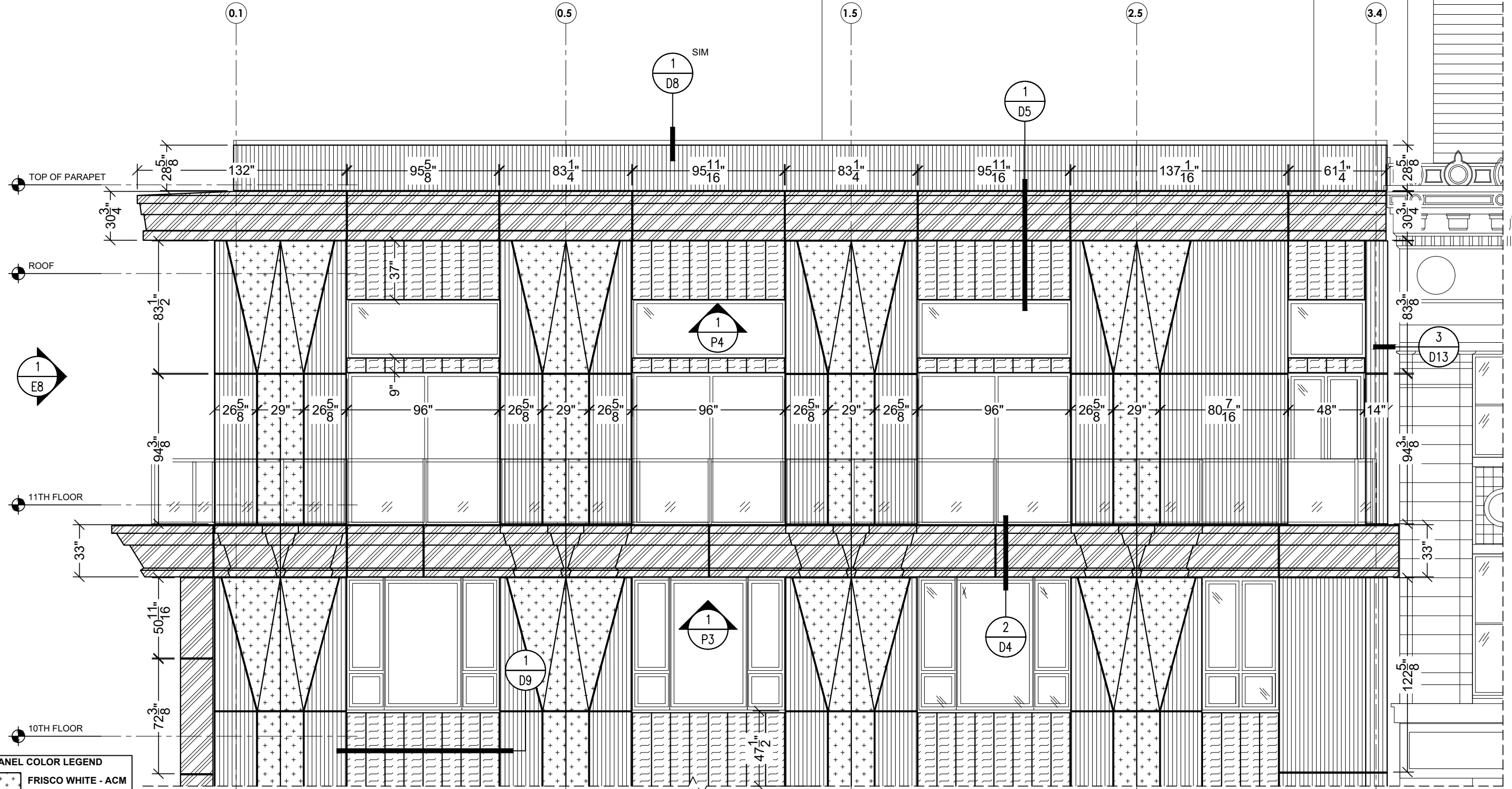
PROJECT
1133-1145 GRISWOLD
 1133-1145 GRISWOLD STREET
 DETROIT, MI 48226

ARCHITECT
KRAEMER DESIGN GROUP
 CONTRACTOR
DETROIT & NORTHERN LLC

Approved By: _____
 Date Approved: _____

| REV # | DATE | INITIALS |
|-------|------|----------|
| ▲ | | |
| ▲ | | |
| ▲ | | |
| ▲ | | |

DRAWN BY
VDJ
 JOB #
766
 DATE
11/17/24
 SHEET NUMBER
E3



PANEL COLOR LEGEND

| | |
|--|---------------------------|
| | FRISCO WHITE - ACM |
| | OYSTER WHITE - ACM |
| | OYSTER WHITE - CORRUGATED |
| | PUEBLOTAN - ACM |

1 PARTIAL EAST ELEVATION
 E4 SCALE: 3/16"=1'-0"
 ARCH. REF.: 1/A201

ACMpanelworx
 ALUMINUM COMPOSITE PANELS

PROJECT
1133-1145 GRISWOLD
 1133-1145 GRISWOLD STREET
 DETROIT, MI 48226

ARCHITECT
KRAEMER DESIGN GROUP

CONTRACTOR
DETROIT & NORTHERN LLC

Approved By: _____
 Date Approved: _____

| REV # | DATE | INITIALS |
|-------|------|----------|
| | | |
| | | |
| | | |
| | | |

DRAWN BY
 VDJ

JOB #
 766

DATE
 11/17/24

SHEET NUMBER
 E4

This drawing is an integral part of the contract documents for the project. It is to be read in conjunction with the specifications and other drawings. The contractor shall be responsible for verifying the accuracy of the information shown on this drawing.

Approved By: _____
 Date Approved: _____

| REV # | DATE | INITIALS |
|-------|------|----------|
| | | |
| | | |
| | | |
| | | |
| | | |
| | | |
| | | |
| | | |
| | | |
| | | |

DRAWN BY
VDJ

JOB #
766

DATE
11/17/24

SHEET NUMBER
E5



1 PARTIAL SOUTH ELEVATION
E5 SCALE: 3/16"=1'-0"
 ARCH. REF.: 1/A202


PANEL COLOR LEGEND

| | |
|--|---------------------------|
| | FRISCO WHITE - ACM |
| | OYSTER WHITE - ACM |
| | OYSTER WHITE - CORRUGATED |
| | PUEBLOTAN - ACM |

B.7

B.4

B.1

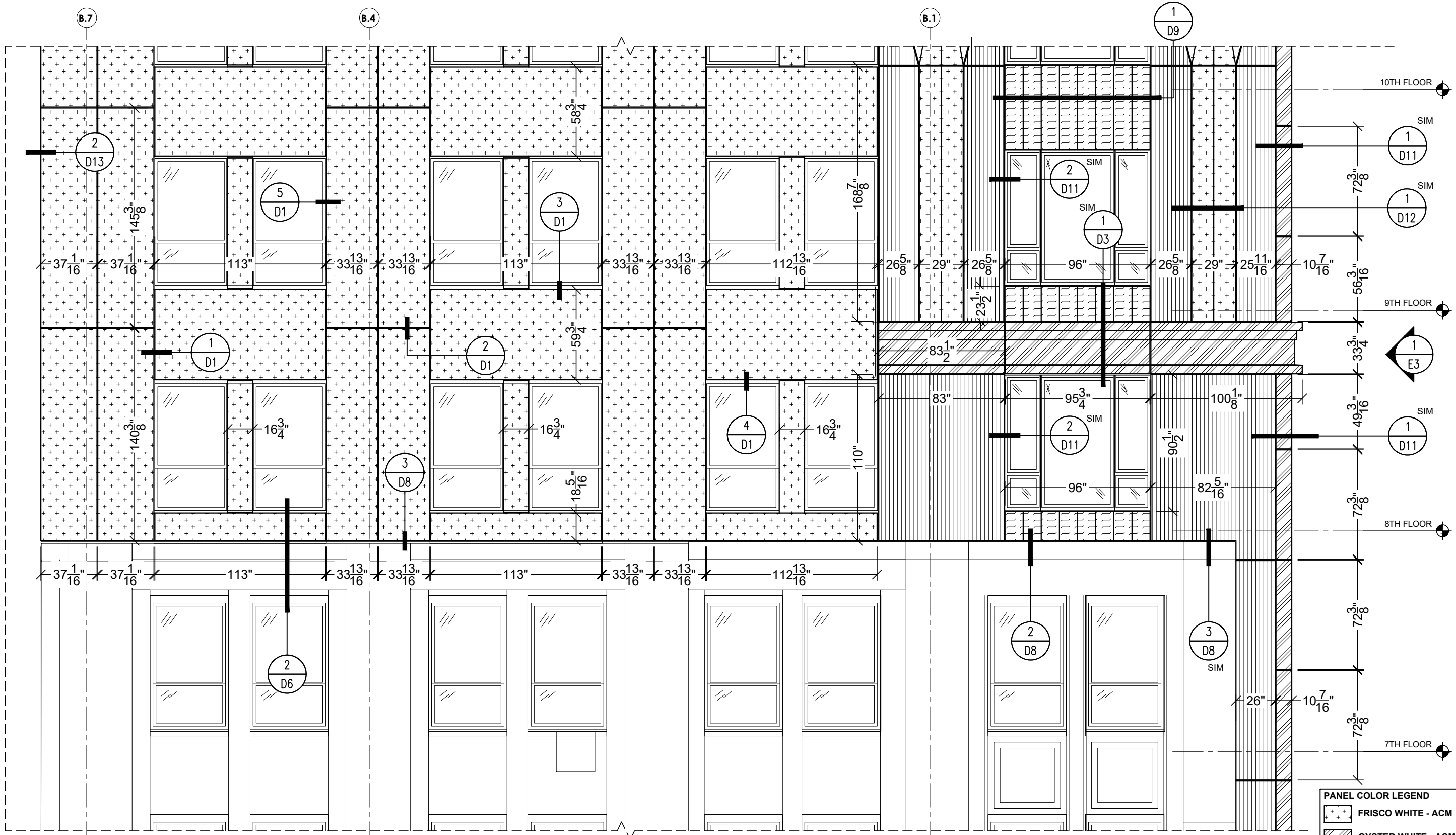


1 PARTIAL SOUTH ELEVATION
 E6 SCALE: 3/16"=1'-0"
 ARCH. REF.: 1/A202

PANEL COLOR LEGEND

| | |
|--|---------------------------|
| | FRISCO WHITE - ACM |
| | OYSTER WHITE - ACM |
| | OYSTER WHITE - CORRUGATED |
| | PUEBLATAN - ACM |

1133-1145 GRISWOLD STREET
 DETROIT, MI 48226
 ARCHITECT: KRAEMER DESIGN GROUP
 CONTRACTOR: DETROIT & NORTHERN LLC
 DRAWN BY: VDJ
 JOB #: 766
 DATE: 11/17/24
 SHEET NUMBER: E6



1 PARTIAL SOUTH ELEVATION
 E7 SCALE: 3/16"=1'-0"
 ARCH. REF.: 1/A202

PANEL COLOR LEGEND

| | |
|--|---------------------------|
| | FRISCO WHITE - ACM |
| | OYSTER WHITE - ACM |
| | OYSTER WHITE - CORRUGATED |
| | PUEBLOTAN - ACM |

157 ROSET DRIVE
 TROY, MI 48068
 TEL: (313) 726-2900
 FAX: (313) 726-1609
 E: info@acmpanelworx.com

ACMPanelworx
 ALUMINUM COMPOSITE PANELS

PROJECT
1133-1145 GRISWOLD
 1133-1145 GRISWOLD STREET
 DETROIT, MI 48226

ARCHITECT
KRAEMER DESIGN GROUP

CONTRACTOR
DETROIT & NORTHERN LLC

Approved By: _____
 Date Approved: _____

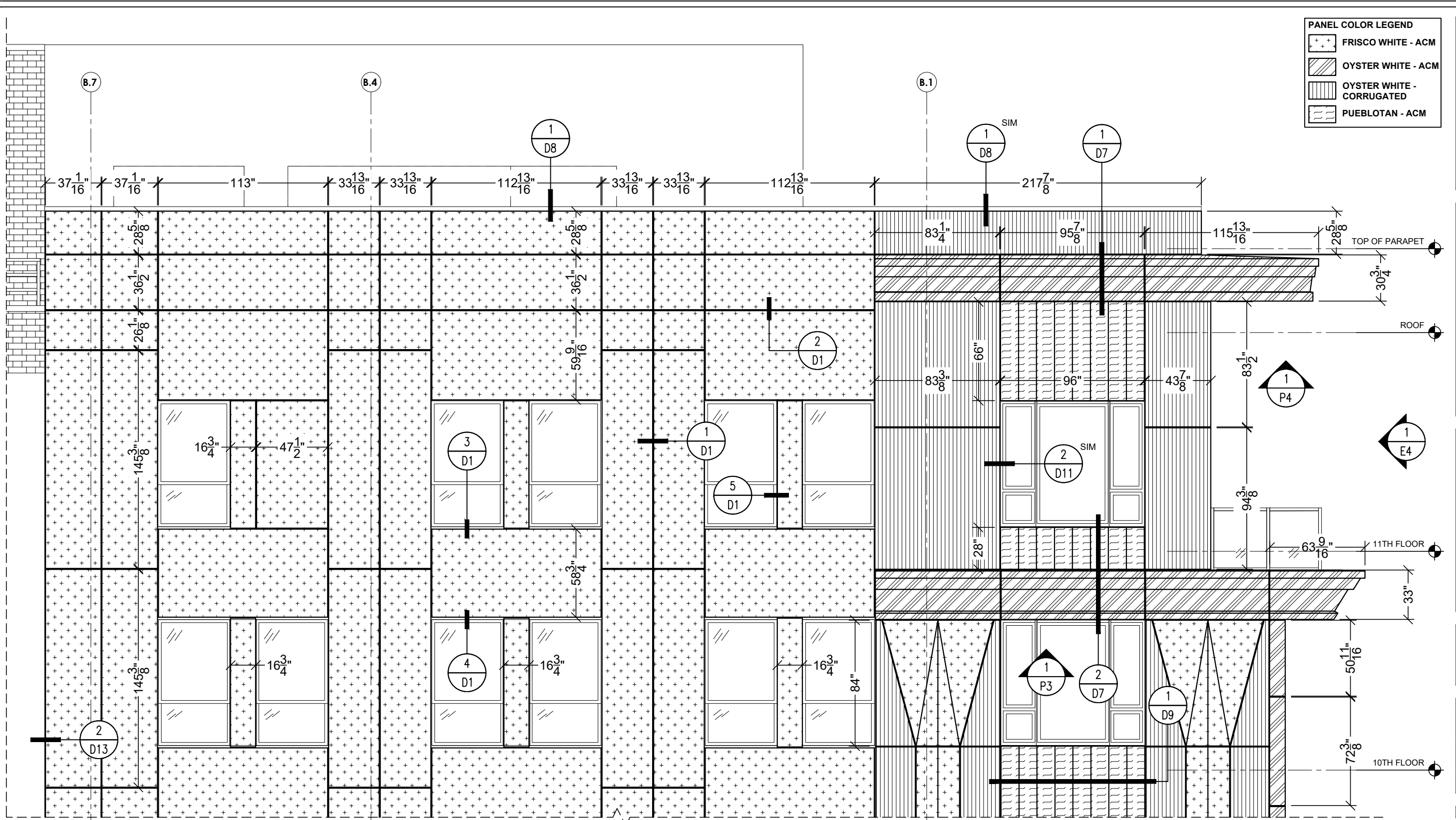
| REV # | DATE | INITIALS |
|-------|------|----------|
| | | |
| | | |
| | | |
| | | |
| | | |
| | | |
| | | |
| | | |
| | | |
| | | |

DRAWN BY
 VDJ

JOB #
 766

DATE
 11/17/24

SHEET NUMBER
 E7



1 PARTIAL SOUTH ELEVATION
 E8 SCALE: 3/16"=1'-0"
 ARCH. REF.: 1/A202

PANEL COLOR LEGEND

| | |
|--|---------------------------|
| | FRISCO WHITE - ACM |
| | OYSTER WHITE - ACM |
| | OYSTER WHITE - CORRUGATED |
| | PUEBLATAN - ACM |

ACMpanelworx
 ALUMINUM COMPOSITE PANELS

157 ROSEBURY DRIVE
 TROY, MI 48068
 TEL: (313) 726-2900
 FAX: (313) 726-1609
 E: info@acmpanelworx.com

PROJECT
 1133-1145 GRISWOLD

1133-1145 GRISWOLD STREET
 DETROIT, MI 48226

ARCHITECT
 KRAEMER DESIGN GROUP

CONTRACTOR
 DETROIT & NORTHERN LLC

Approved By: _____
 Date Approved: _____

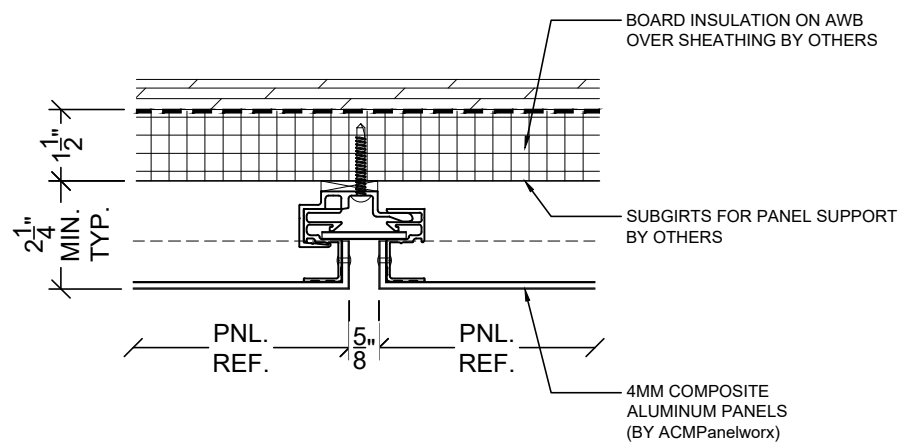
| REV # | DATE | INITIALS |
|-------|------|----------|
| ▲ | | |
| ▲ | | |
| ▲ | | |
| ▲ | | |
| ▲ | | |

DRAWN BY
 VDJ

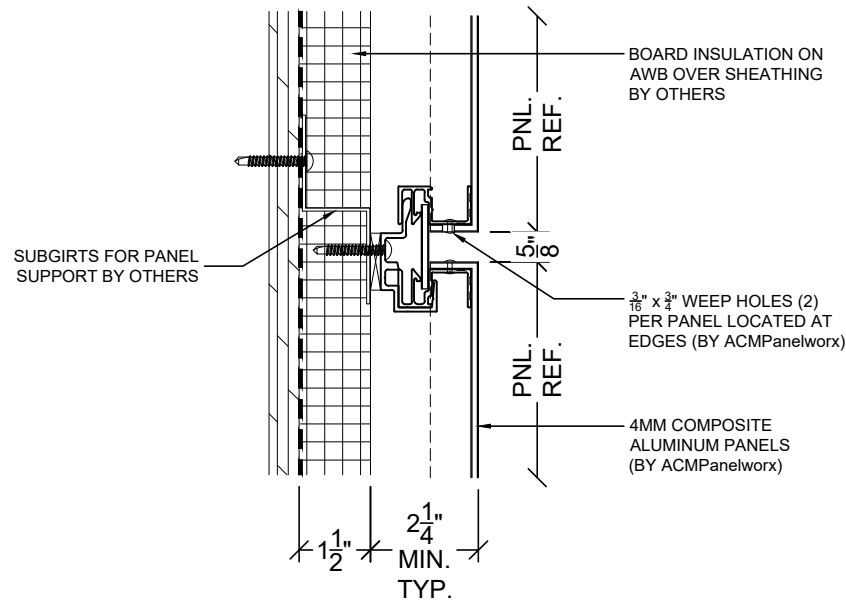
JOB #
 766

DATE
 11/17/24

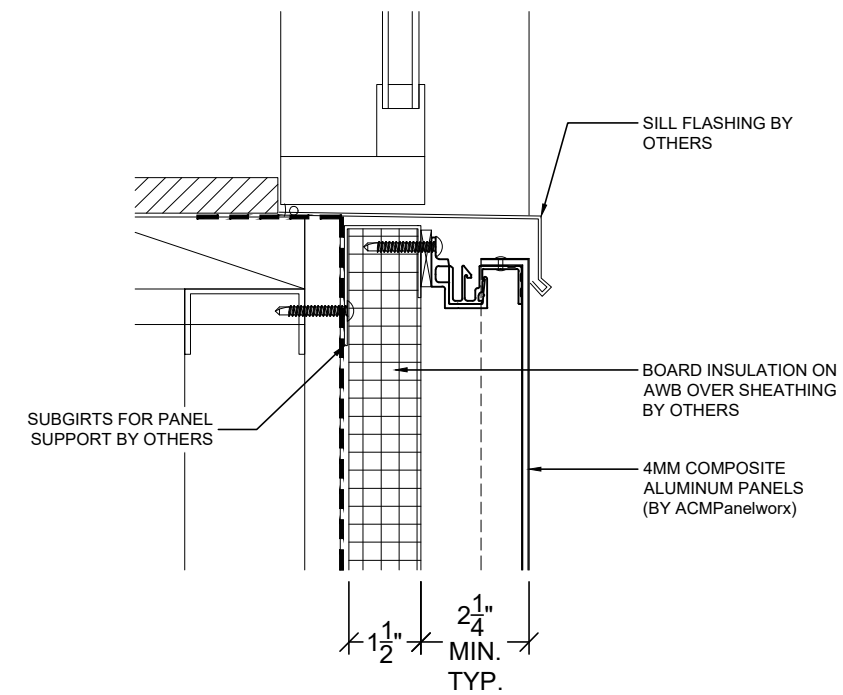
SHEET NUMBER
 E8



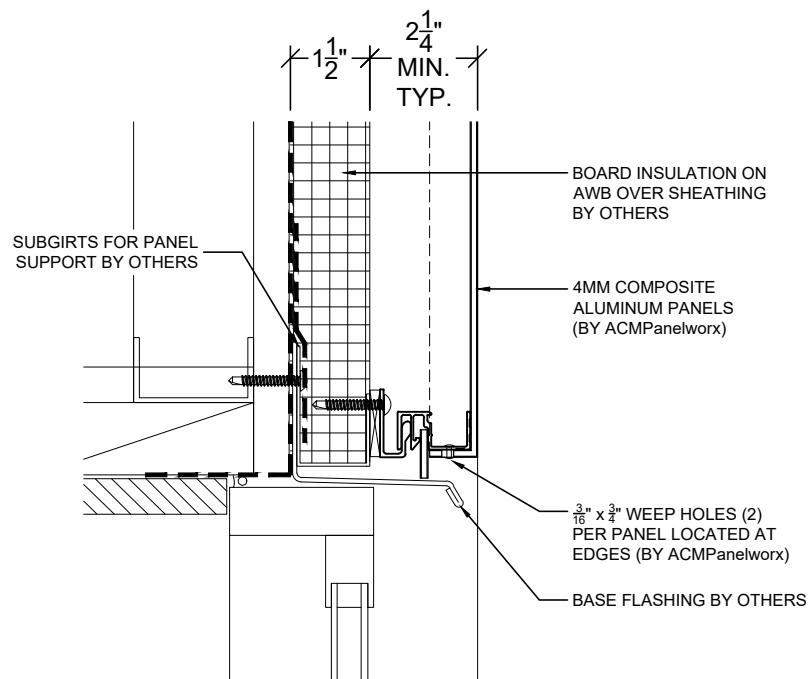
1 VERTICAL JOINT DETAIL, TYP.
D1 SCALE: 3"=1'-0"
ARCH. REF.:



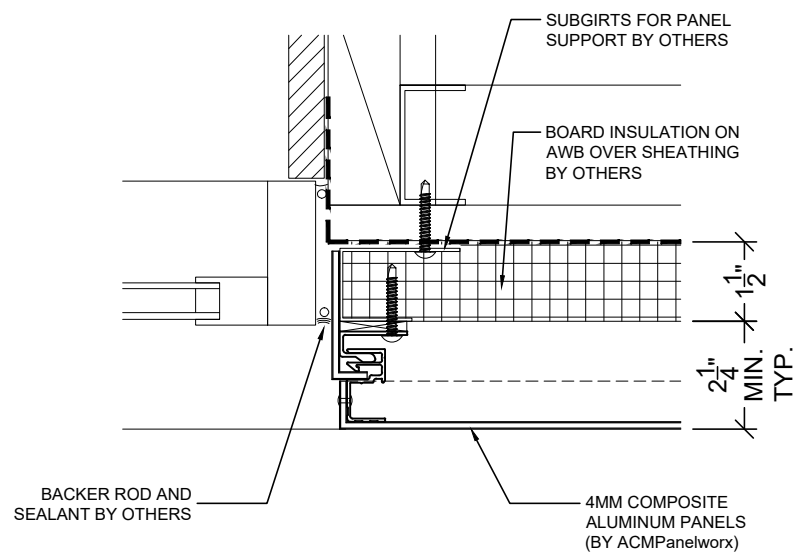
2 HORIZONTAL JOINT DETAIL, TYP.
D1 SCALE: 3"=1'-0"
ARCH. REF.:



3 WINDOW SILL DETAIL
D1 SCALE: 3"=1'-0"
ARCH. REF.:

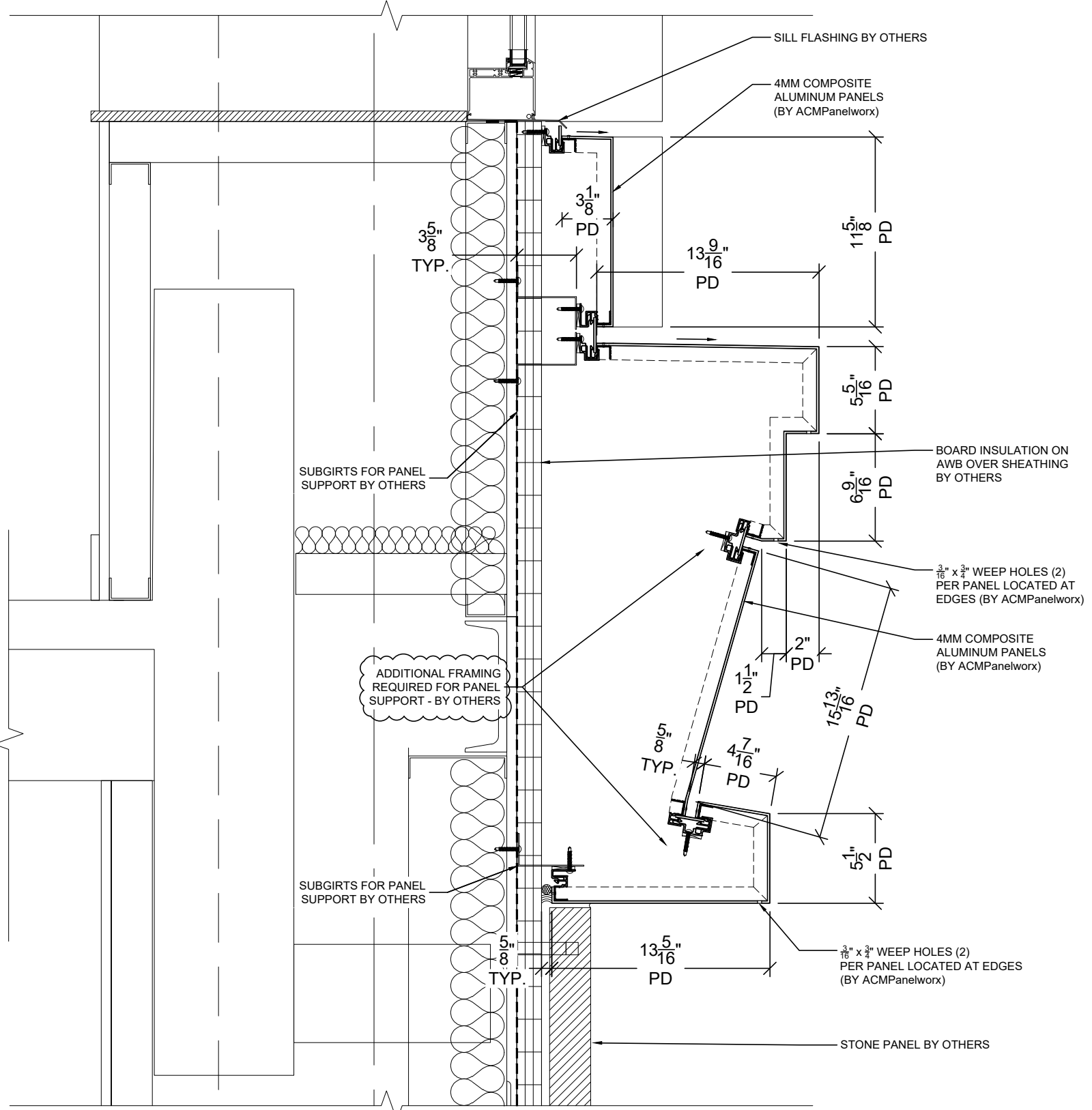


4 WINDOW HEAD DETAIL
D1 SCALE: 3"=1'-0"
ARCH. REF.:

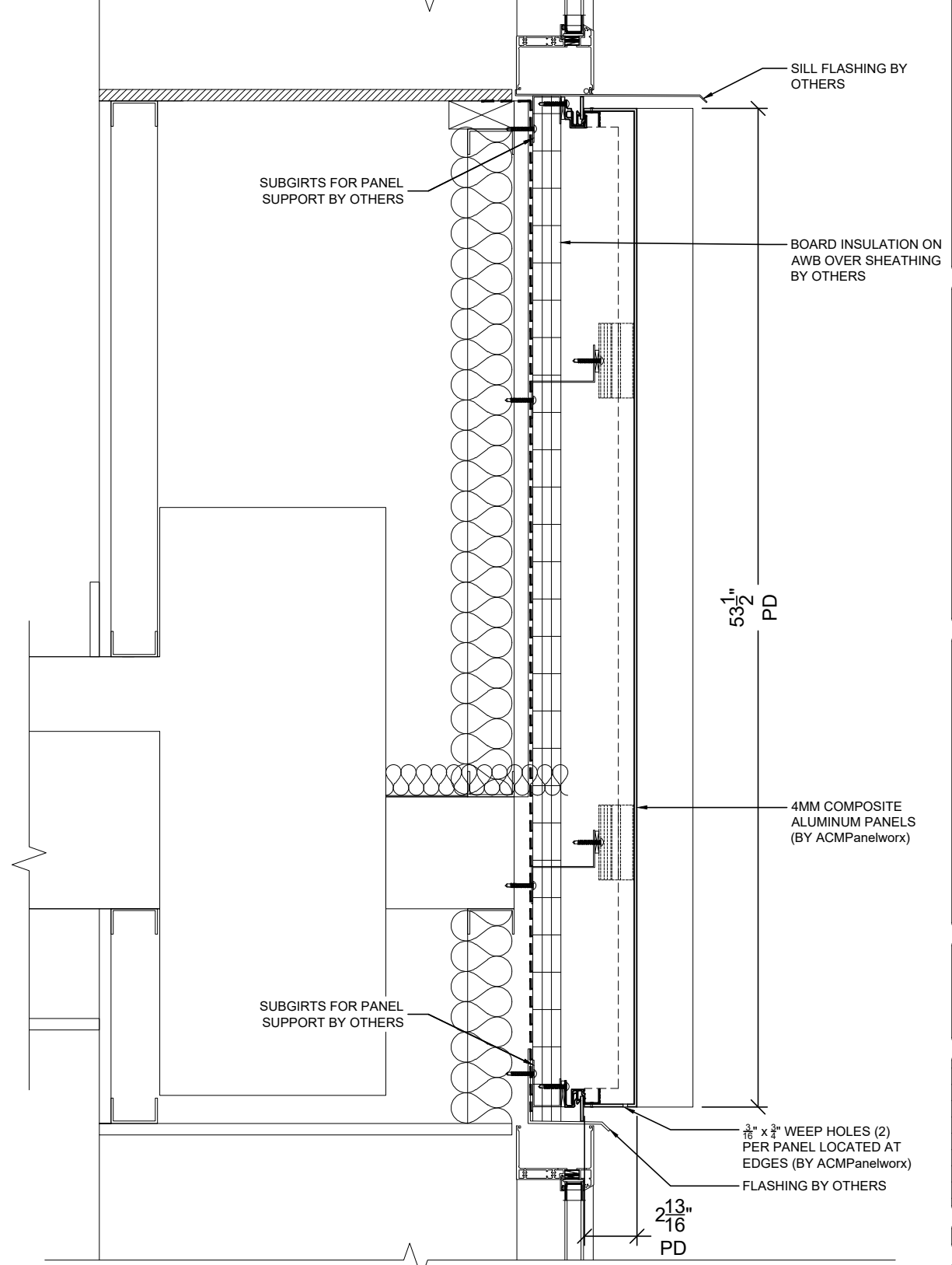


5 WINDOW JAMB DETAIL
D1 SCALE: 3"=1'-0"
ARCH. REF.:

| REV # | DATE | INITIALS |
|-------|------|----------|
| | | |
| | | |
| | | |
| | | |
| | | |
| | | |



1 EAST WALL @ 3RD FLOOR CORNICE
 D2 SCALE: 1 1/2" = 1'-0"
 ARCH. REF.: 10/A311



2 EAST WALL @ 8TH FLOOR
 D2 SCALE: 1 1/2" = 1'-0"
 ARCH. REF.: 7/A311

157 ROSET DRIVE
 TROY, MI 48068
 TEL: (313) 724-2400
 FAX: (313) 724-1609
 E: info@acmpanelworx.com

ACMPanelworx
 ALUMINUM COMPOSITE PANELS

PROJECT
1133-1145 GRISWOLD
 1133-1145 GRISWOLD STREET
 DETROIT, MI 48226

ARCHITECT
KRAEMER DESIGN GROUP

CONTRACTOR
DETROIT & NORTHERN LLC

This document is the property of the Architect. It is to be used only for the project and site identified herein. It is not to be reproduced, stored in a retrieval system, or transmitted in any form or by any means, electronic, mechanical, photocopying, recording, or by any information storage and retrieval system, without the prior written permission of the Architect.

Approved By: _____
 Date Approved: _____

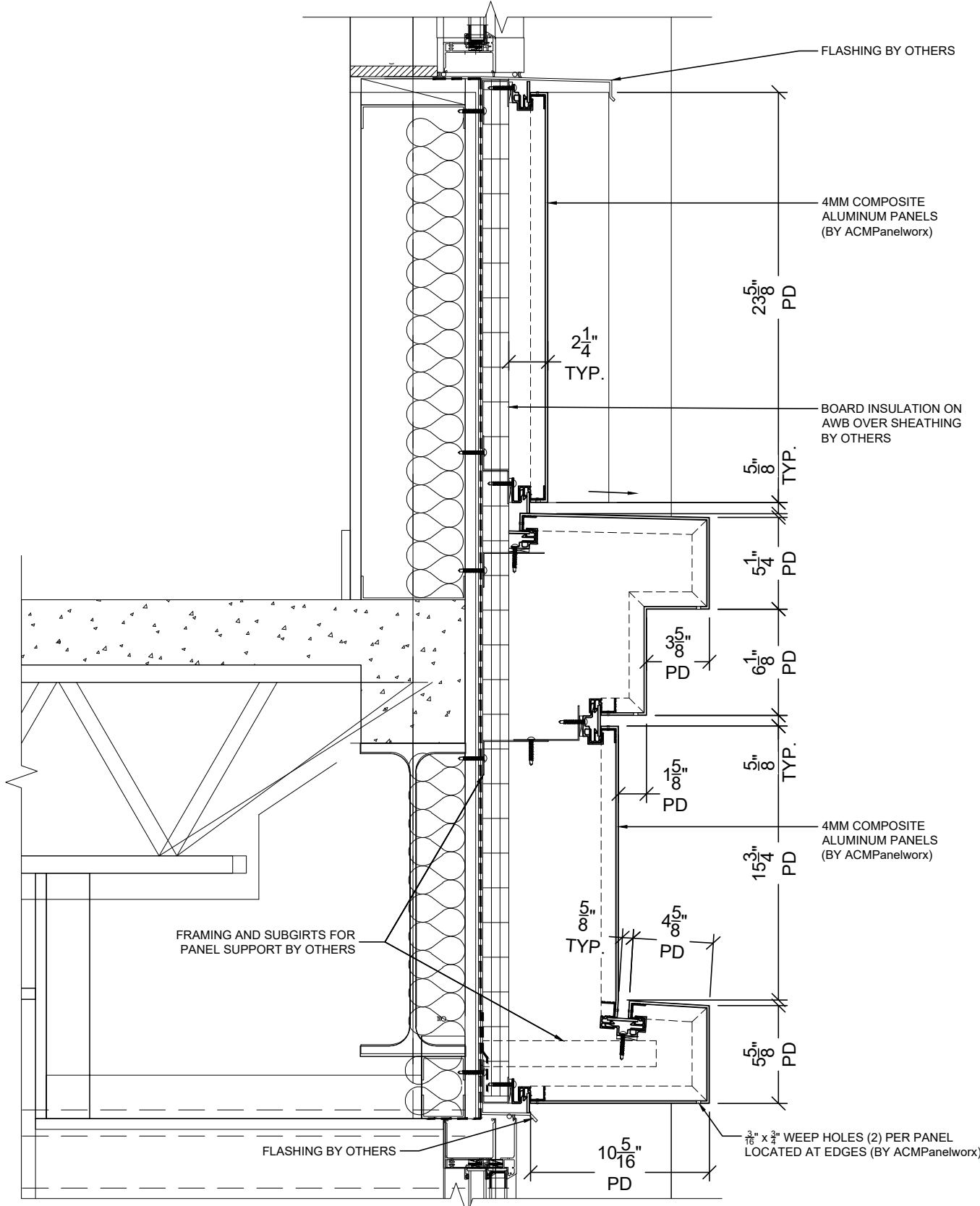
| REV # | DATE | INITIALS |
|-------|------|----------|
| | | |
| | | |
| | | |
| | | |
| | | |
| | | |
| | | |
| | | |
| | | |
| | | |

DRAWN BY
VDJ

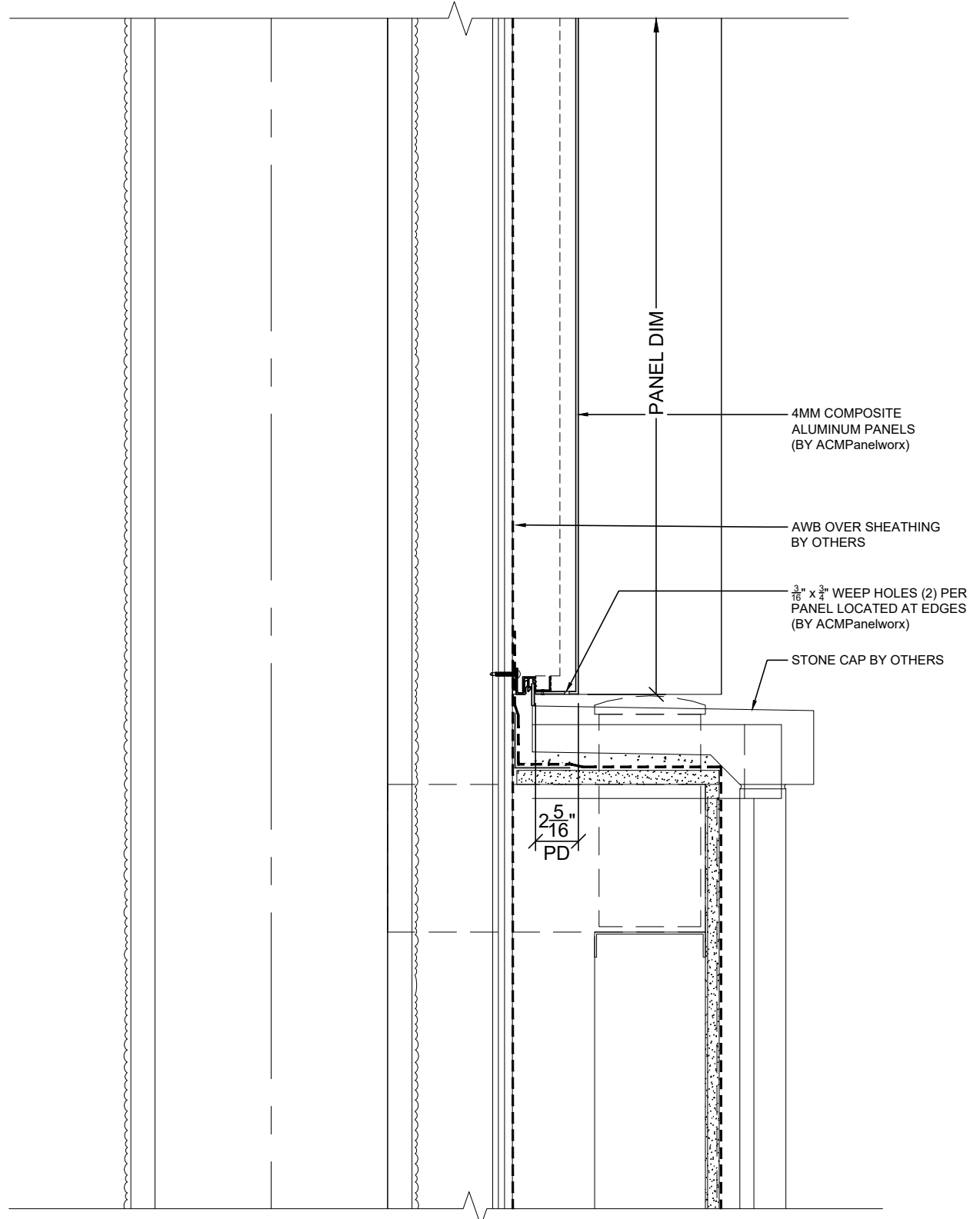
JOB #
766

DATE
11/17/24

SHEET NUMBER
D2



1 EAST WALL @ 9TH FLOOR CORNICE
 D3 SCALE: 1 1/2"=1'-0"
 ARCH. REF.: 6/A311



2 EAST PILASTER @ 2ND FLOOR
 D3 SCALE: 1 1/2"=1'-0"
 ARCH. REF.: 8/A313

This document is the property of the Architect. It is to be used only for the project and site identified herein. It is not to be reproduced, stored in a retrieval system, or transmitted in any form or by any means, electronic, mechanical, photocopying, recording, or by any information storage and retrieval system, without the prior written permission of the Architect.

Approved By: _____
 Date Approved: _____

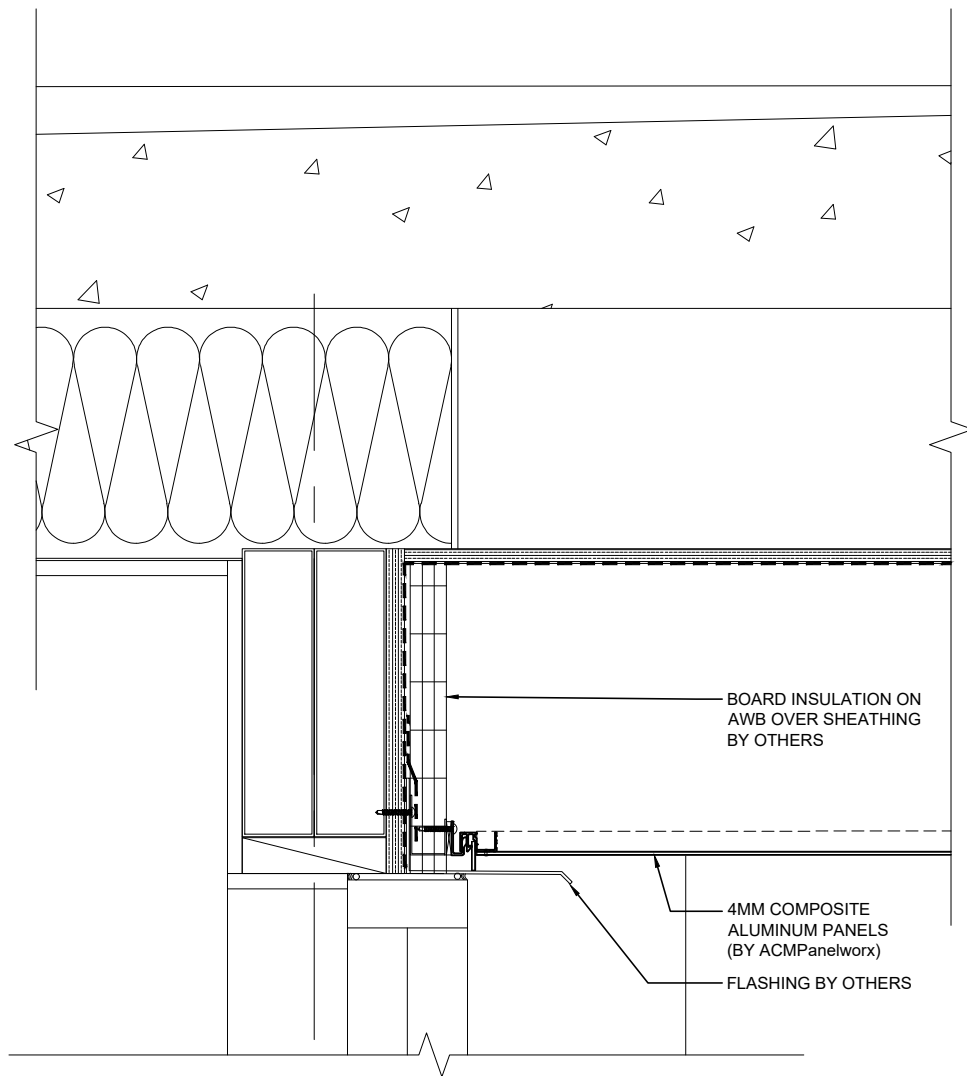
| REV # | DATE | INITIALS |
|-------|------|----------|
| △ | | |
| △ | | |
| △ | | |
| △ | | |
| △ | | |

DRAWN BY
 VDJ

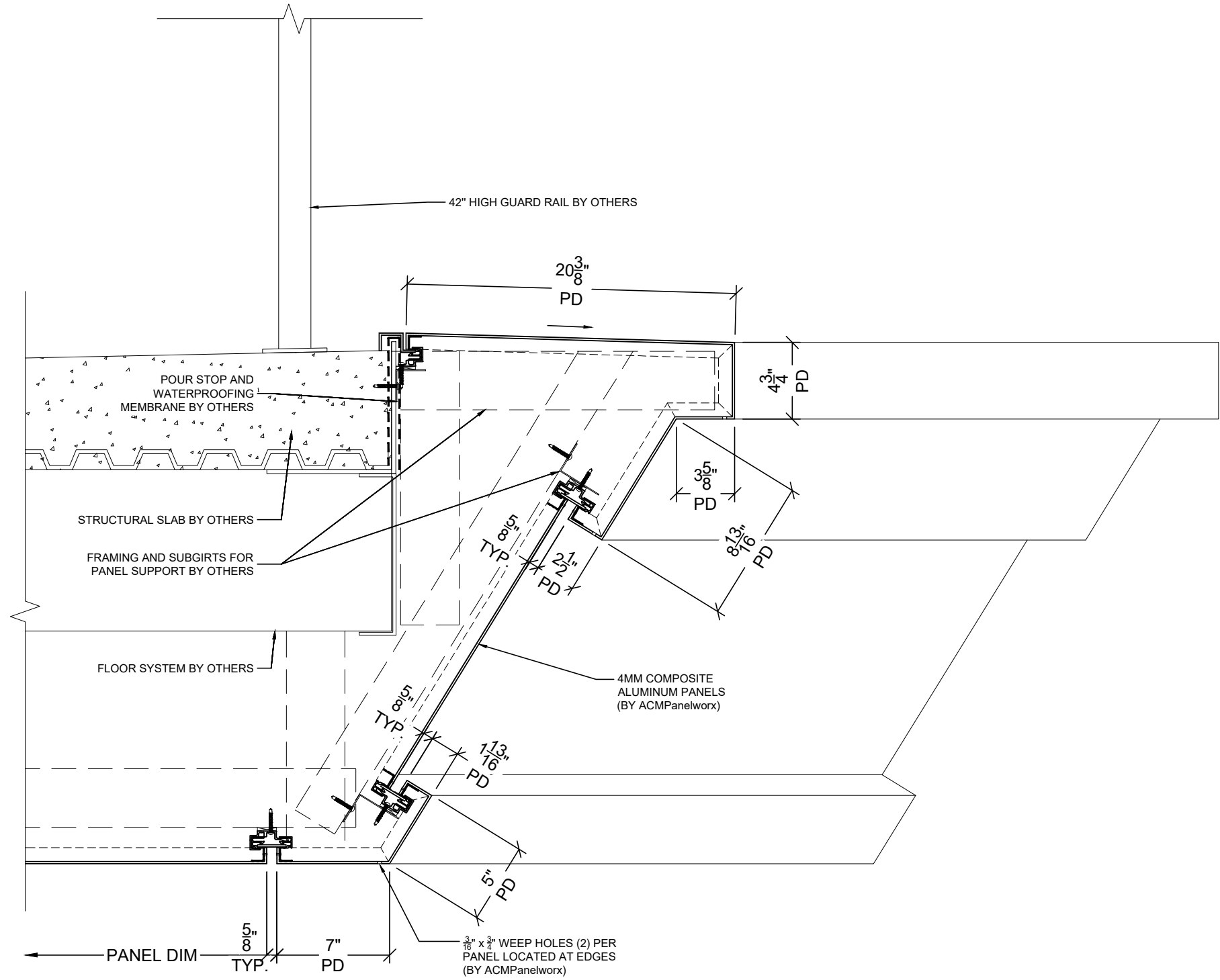
JOB #
 766

DATE
 11/17/24

SHEET NUMBER
 D3



1 BALCONY @ BEARING WALL
 D4 SCALE: 1 1/2" = 1'-0"
 ARCH. REF.: 4/A311



2 BALCONY EDGE @ 11TH FLOOR
 D4 SCALE: 1 1/2" = 1'-0"
 ARCH. REF.: 3/A311

| REV # | DATE | INITIALS |
|-------|------|----------|
| | | |
| | | |
| | | |
| | | |
| | | |
| | | |
| | | |
| | | |
| | | |
| | | |

APPROVED BY: _____
 DATE APPROVED: _____

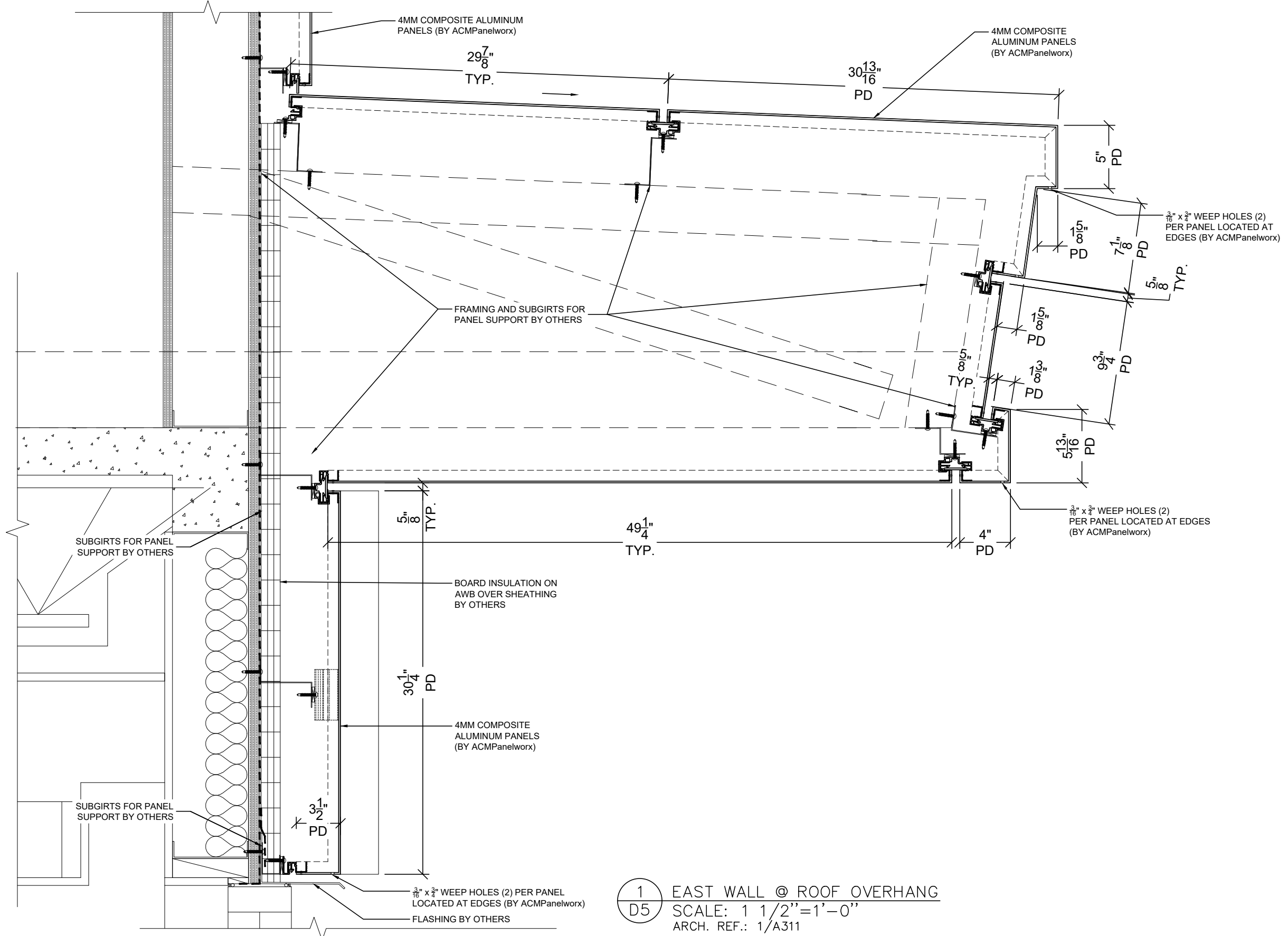
DRAWN BY
 VDJ

JOB #
 766

DATE
 11/17/24

SHEET NUMBER
 D4

137 ACSET DRIVE
 TROY, MI 48068
 TEL: (313) 724-2400
 FAX: (313) 724-1609
 E: info@acmpanelworx.com

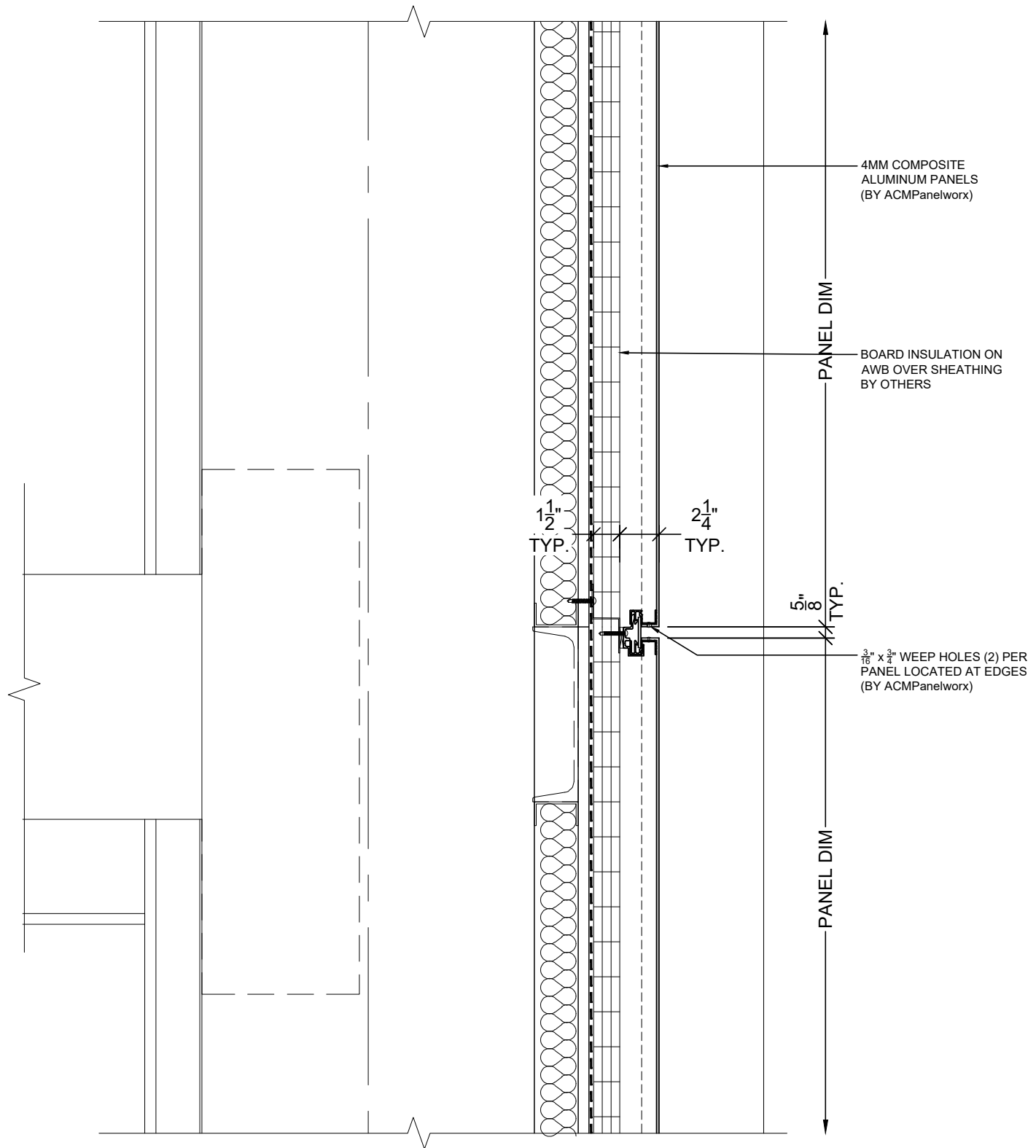


This drawing is the property of the Architect. It is to be used only for the project and location specified. It is not to be reproduced, stored in a retrieval system, or transmitted in any form or by any means, electronic, mechanical, photocopying, recording, or by any information storage and retrieval system, without the prior written permission of the Architect.

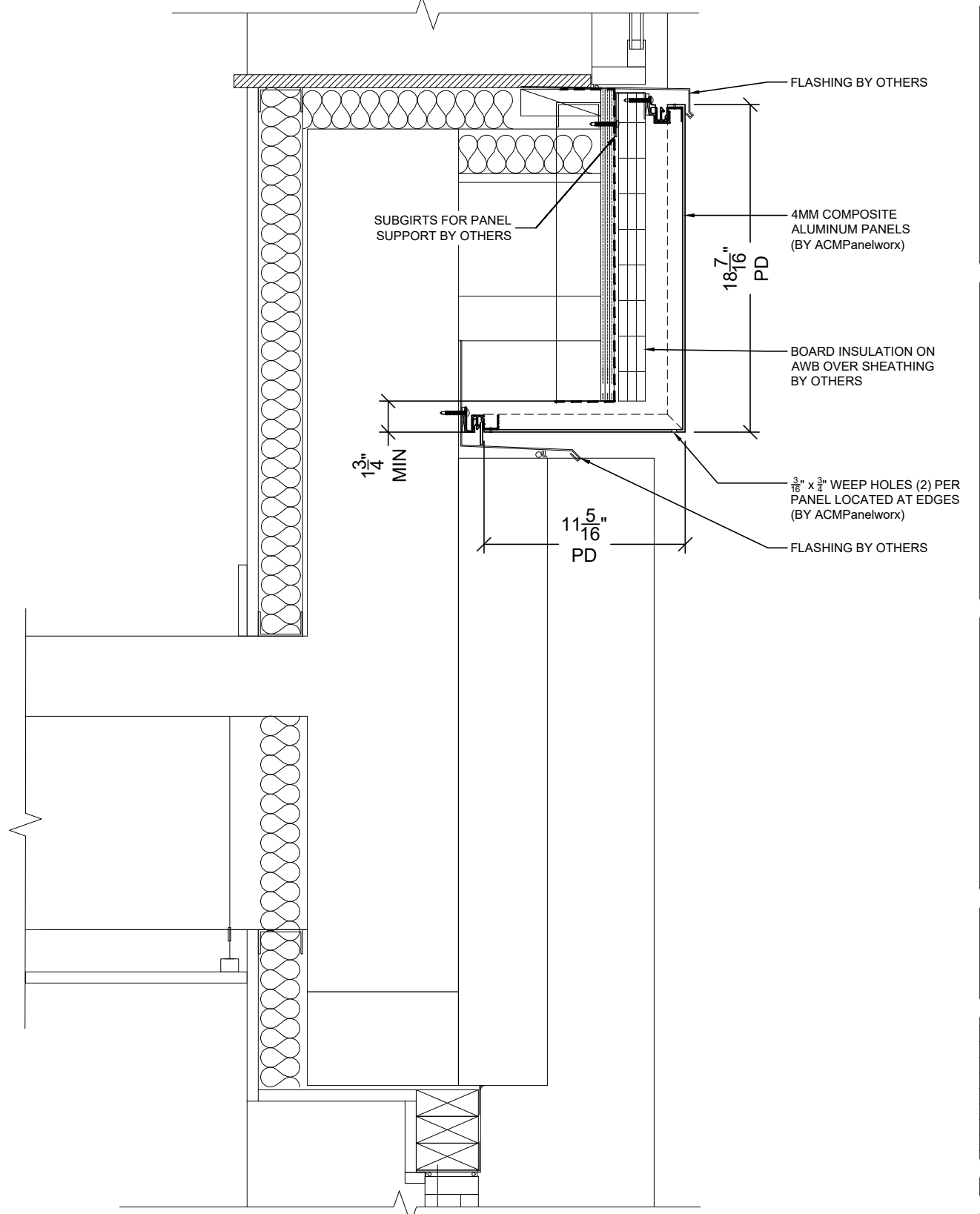
Approved By: _____
 Date Approved: _____

| REV # | DATE | INITIALS |
|-------|------|----------|
| △ | | |
| △ | | |
| △ | | |
| △ | | |
| △ | | |
| △ | | |

1 EAST WALL @ ROOF OVERHANG
D5 SCALE: 1 1/2" = 1'-0"
 ARCH. REF.: 1/A311



1 EAST PILASTER @ 4TH-7TH FLOOR
 D6 SCALE: 1 1/2" = 1'-0"
 ARCH. REF.: 6/A313



2 SOUTH WALL SPANDREL @ 8TH FLOOR
 D6 SCALE: 1 1/2" = 1'-0"
 ARCH. REF.: 4/A312

137 ROSET DRIVE
 TROY, MI 48068
 NBN 23.9
 TEL: (313) 726-2400
 FAX: (313) 726-1609
 E: info@acmpanelworx.com



PROJECT
1133-1145 GRISWOLD
 1133-1145 GRISWOLD STREET
 DETROIT, MI 48226

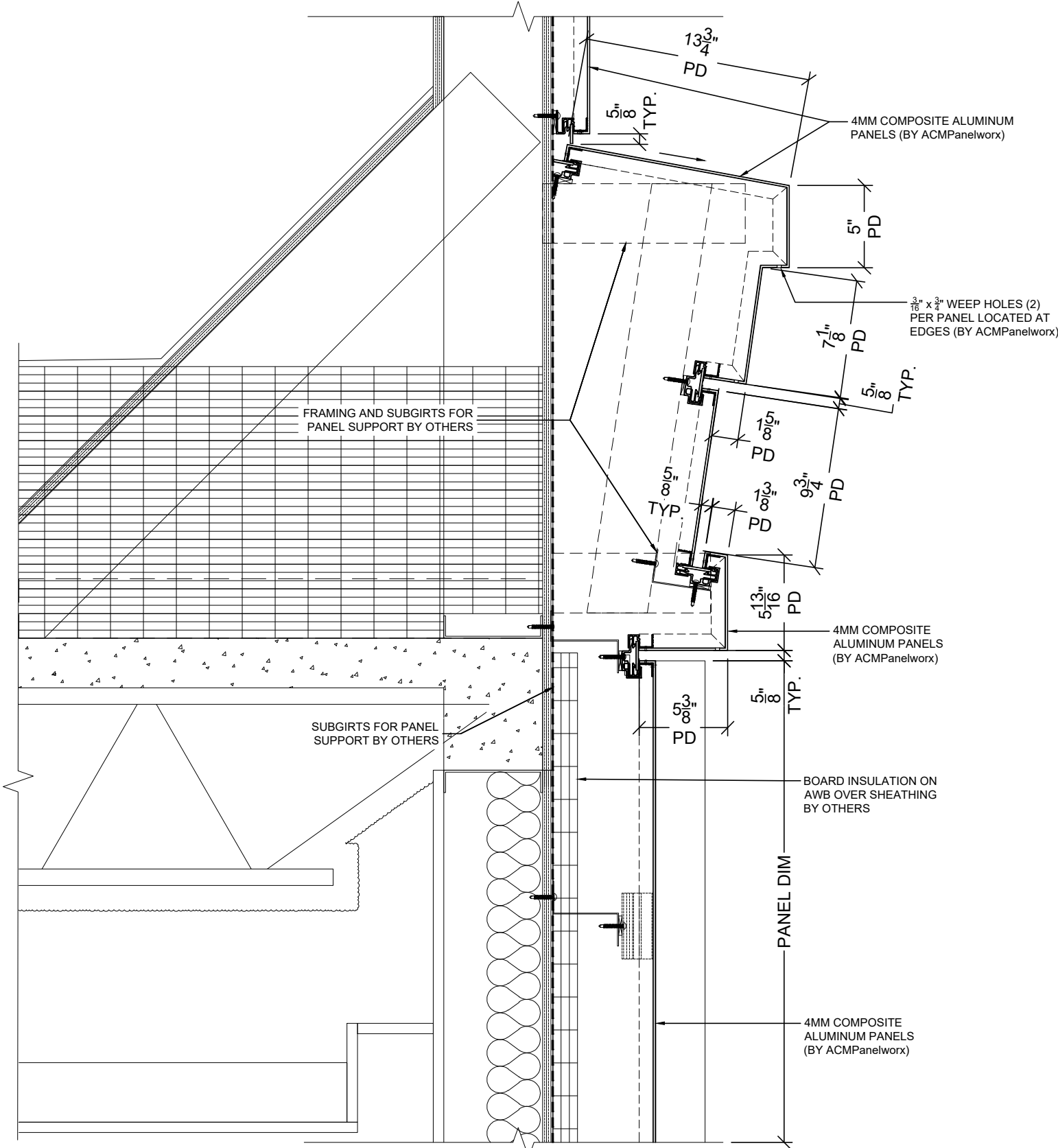
ARCHITECT
KRAEMER DESIGN GROUP
 CONTRACTOR
DETROIT & NORTHERN LLC

This document is the property of the Architect. It is to be used only for the project and site identified herein. It is not to be reproduced, stored in a retrieval system, or transmitted in any form or by any means, electronic, mechanical, photocopying, recording, or by any information storage and retrieval system, without the prior written permission of the Architect.

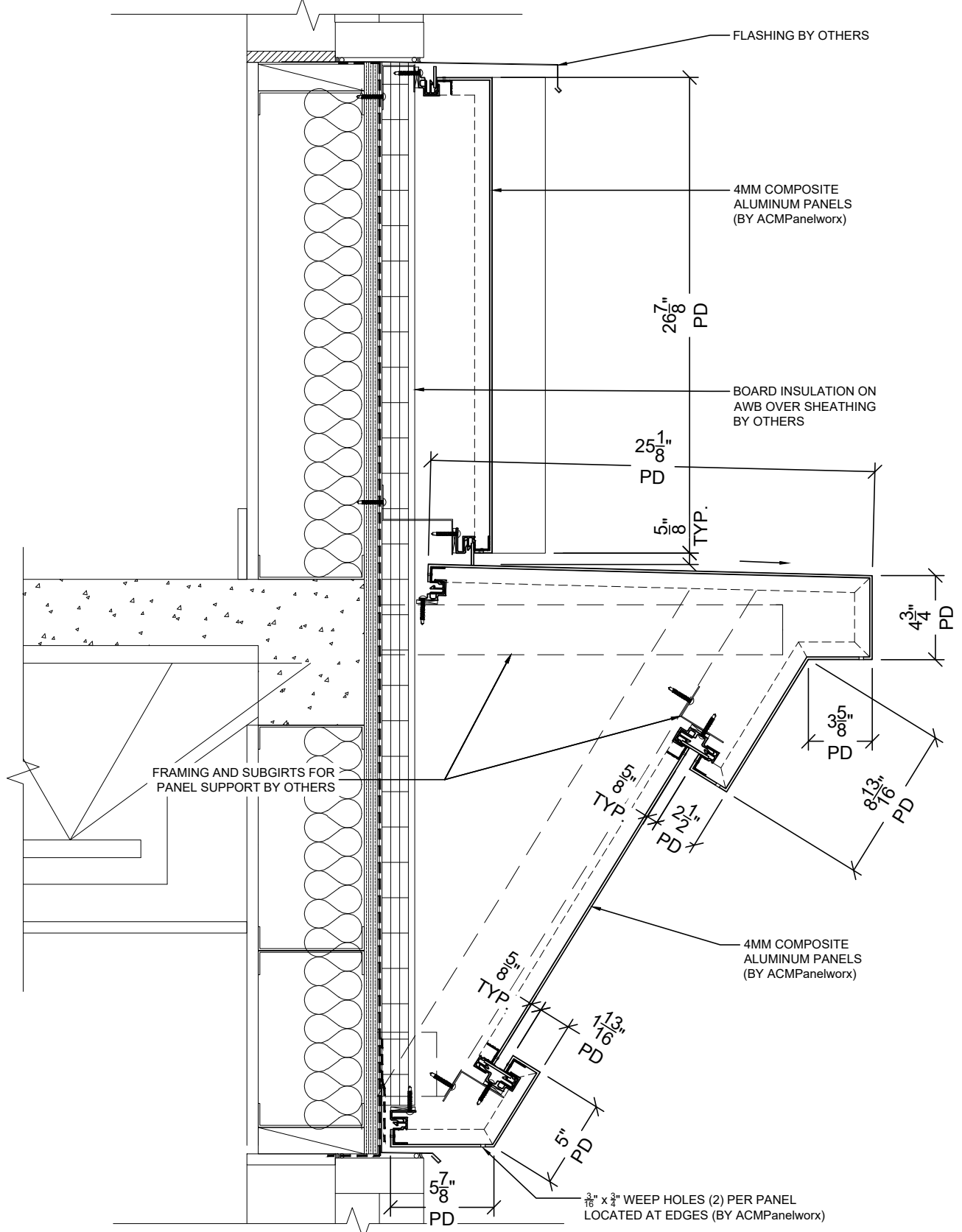
Approved By: _____
 Date Approved: _____

| REV # | DATE | INITIALS |
|-------|------|----------|
| | | |
| | | |
| | | |
| | | |
| | | |
| | | |


DRAWN BY
 VDJ
 JOB #
 766
 DATE
 11/17/24
 SHEET NUMBER
 D6



1 SOUTH WALL @ PARAPET
 SCALE: 1 1/2" = 1'-0"
 ARCH. REF.: 1/A312



2 SOUTH WALL SPANDREL @ 11TH FLOOR
 SCALE: 1 1/2" = 1'-0"
 ARCH. REF.: 2/A312



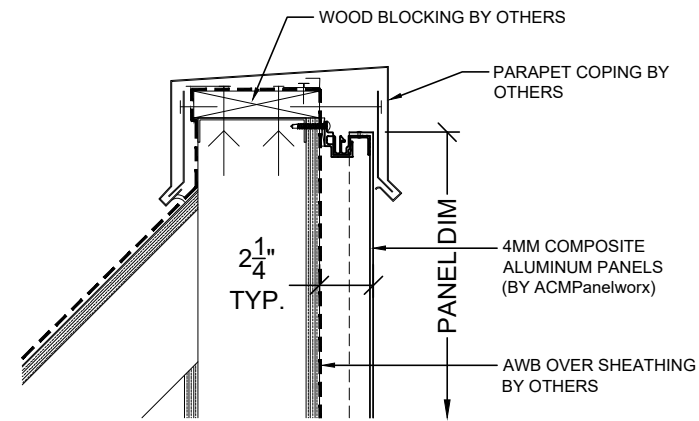
PROJECT
1133-1145 GRISWOLD
 1133-1145 GRISWOLD STREET
 DETROIT, MI 48226

ARCHITECT
KRAEMER DESIGN GROUP
 CONTRACTOR
DETROIT & NORTHERN LLC

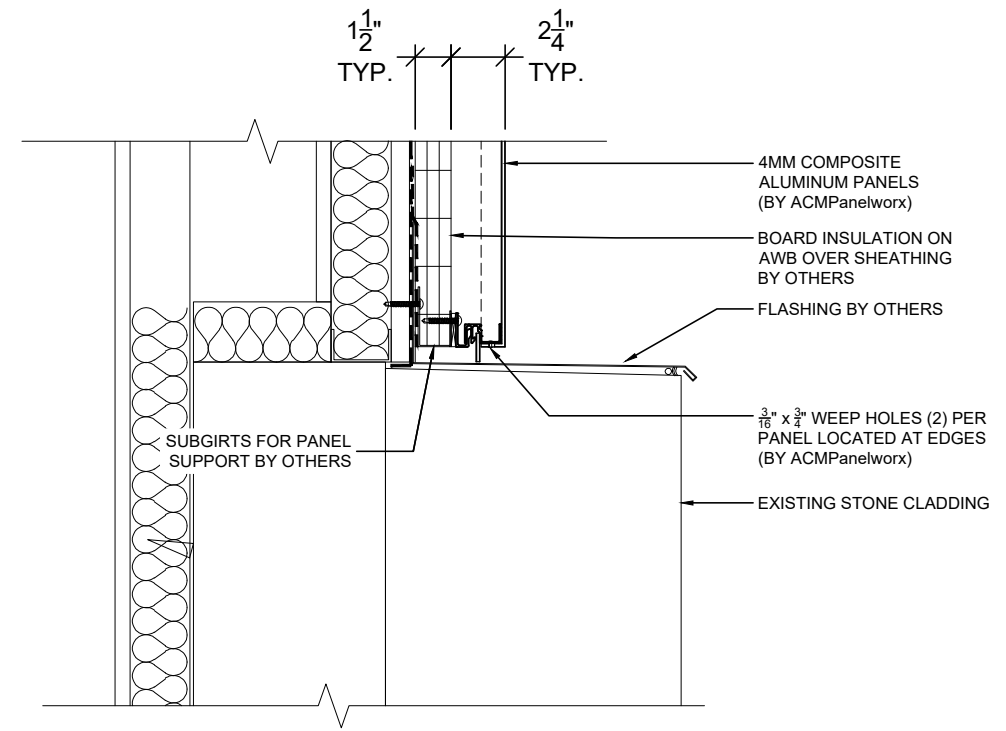
Approved By: _____
 Date Approved: _____

| REV # | DATE | INITIALS |
|-------|------|----------|
| △ | | |
| △ | | |
| △ | | |
| △ | | |
| △ | | |

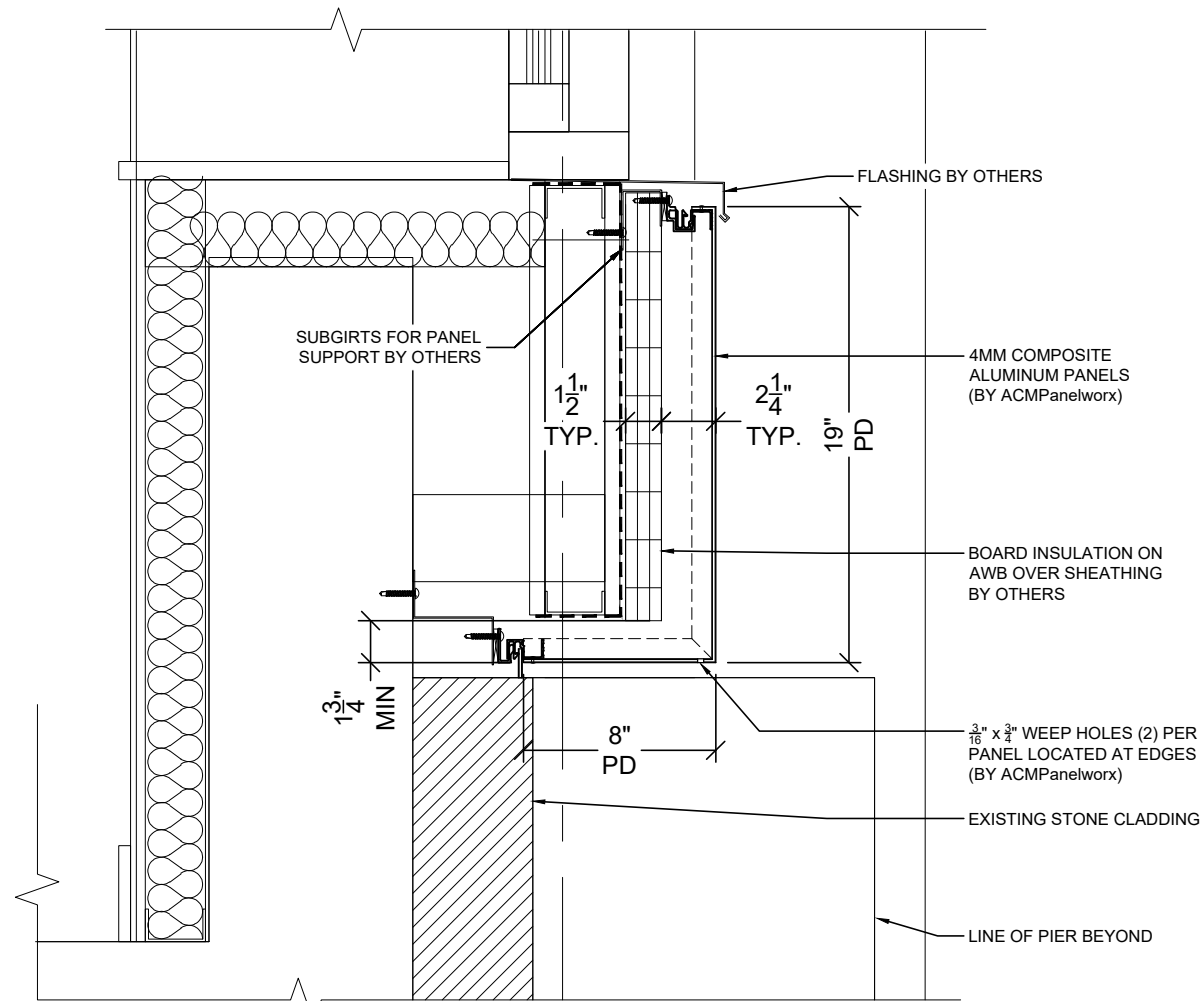
DRAWN BY
VDJ
 JOB #
766
 DATE
11/17/24
 SHEET NUMBER
D7



1 PARAPET DETAIL
 D8 SCALE: 1 1/2" = 1'-0"
 ARCH. REF.: 6/A321



3 SOUTH WALL TYP. BAY @ 8TH FLOOR
 D8 SCALE: 1 1/2" = 1'-0"
 ARCH. REF.: 4/A315



2 SOUTH WALL @ EAST BAY @ 8TH FLOOR
 D8 SCALE: 1 1/2" = 1'-0"
 ARCH. REF.: 11/A315



PROJECT
 1133-1145 GRISWOLD

1133-1145 GRISWOLD STREET
 DETROIT, MI 48226

ARCHITECT
 KRAEMER DESIGN GROUP

CONTRACTOR
 DETROIT & NORTHERN LLC

This document is the property of the Architect. It is to be used only for the project and site identified herein. It is not to be reproduced, stored in a retrieval system, or transmitted in any form or by any means, electronic, mechanical, photocopying, recording, or by any information storage and retrieval system, without the prior written permission of the Architect.

Approved By: _____
 Date Approved: _____

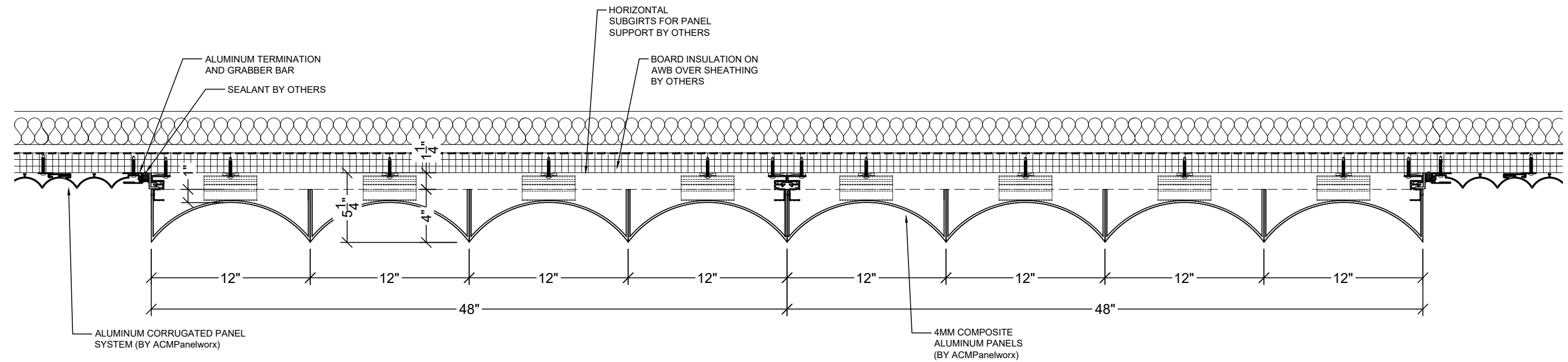
| REV # | DATE | INITIALS |
|-------|------|----------|
| | | |
| | | |
| | | |
| | | |
| | | |
| | | |

DRAWN BY
 VDJ

JOB #
 766

DATE
 11/17/24

SHEET NUMBER
 D8



1 PLAN DETAIL AT SPANDREL PANELS
 D9 SCALE: 1 1/2" = 1'-0"
 ARCH. REF.:

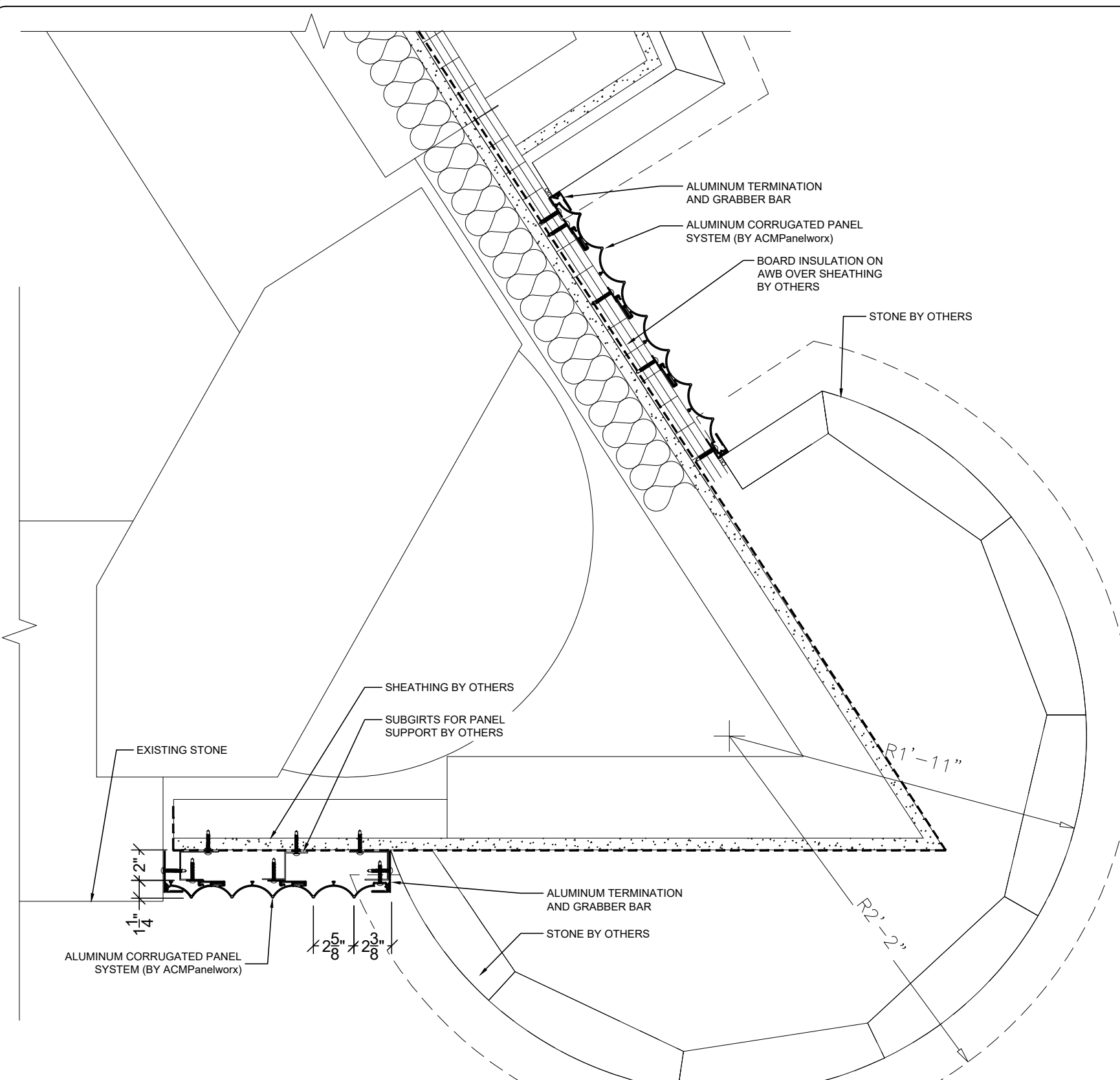
PROJECT
1133-1145 GRISWOLD
 1133-1145 GRISWOLD STREET
 DETROIT, MI 48226

ARCHITECT
KRAEMER DESIGN GROUP
 CONTRACTOR
DETROIT & NORTHERN LLC

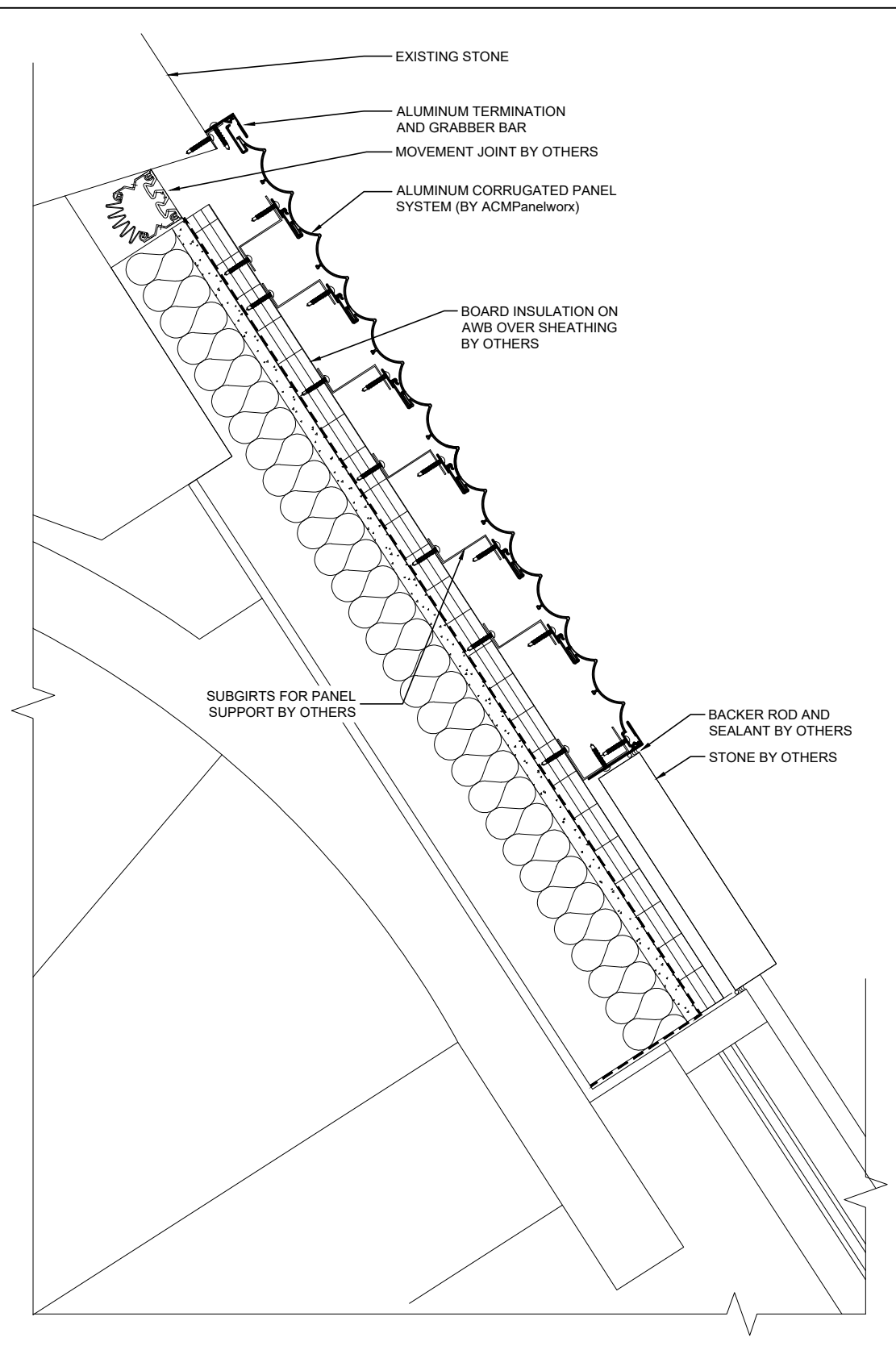
This document is the property of the Architect. It is to be used only for the project and site identified herein. It is not to be reproduced, stored in a retrieval system, or transmitted in any form or by any means, electronic, mechanical, photocopying, recording, or by any information storage and retrieval system, without the prior written permission of the Architect.
 Approved By: _____
 Date Approved: _____

| REV # | DATE | INITIALS |
|-------|------|----------|
| △ | | |
| △ | | |
| △ | | |
| △ | | |
| △ | | |
| △ | | |

DRAWN BY
VDJ
 JOB #
766
 DATE
11/17/24
 SHEET NUMBER
D9



1 1ST FLOOR FACADE @ SE CORNER
 D10 SCALE: 1 1/2"=1'-0"
 ARCH. REF.: 8/A325



2 1ST FLOOR FACADE @ NORTH END
 D10 SCALE: 1 1/2"=1'-0"
 ARCH. REF.: 2/A325

157 ROSE DRIVE
 TROY, MI 48064
 TEL: (313) 724-2400
 FAX: (313) 724-1609
 E: info@acmpanelworx.com

ACMPanelworx
 ALUMINUM COMPOSITE PANELS

PROJECT
1133-1145 GRISWOLD
 1133-1145 GRISWOLD STREET
 DETROIT, MI 48226

ARCHITECT
KRAEMER DESIGN GROUP
 CONTRACTOR
DETROIT & NORTHERN LLC

This document is the property of Kraemer Design Group, Inc. It is to be used only for the project and location specified. It is not to be reproduced, stored in a retrieval system, or transmitted in any form or by any means, electronic, mechanical, photocopying, recording, or by any information storage and retrieval system, without the prior written permission of Kraemer Design Group, Inc.

Approved By: _____
 Date Approved: _____

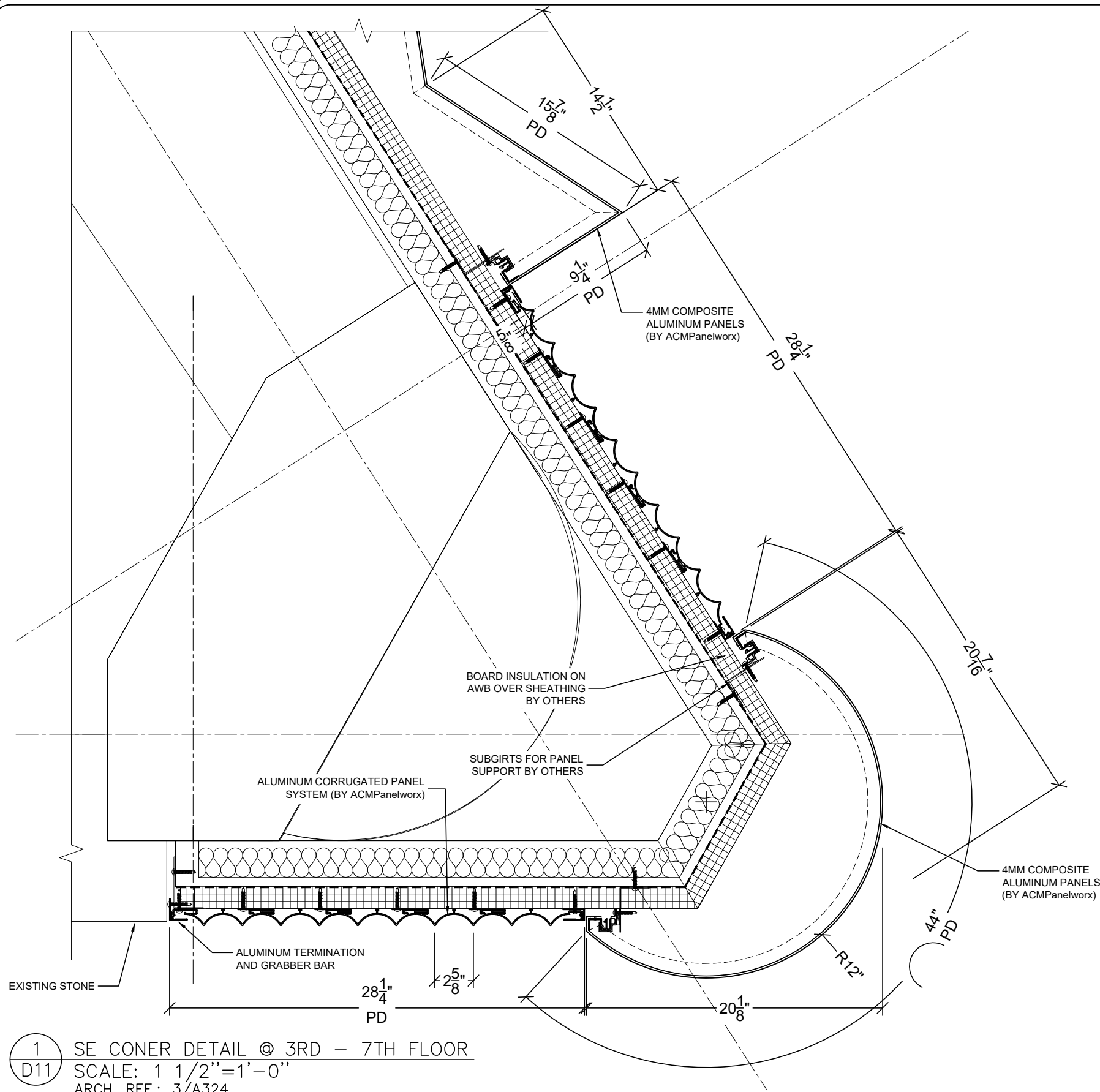
| REV # | DATE | INITIALS |
|-------|------|----------|
| | | |
| | | |
| | | |
| | | |
| | | |
| | | |

DRAWN BY
 VDJ

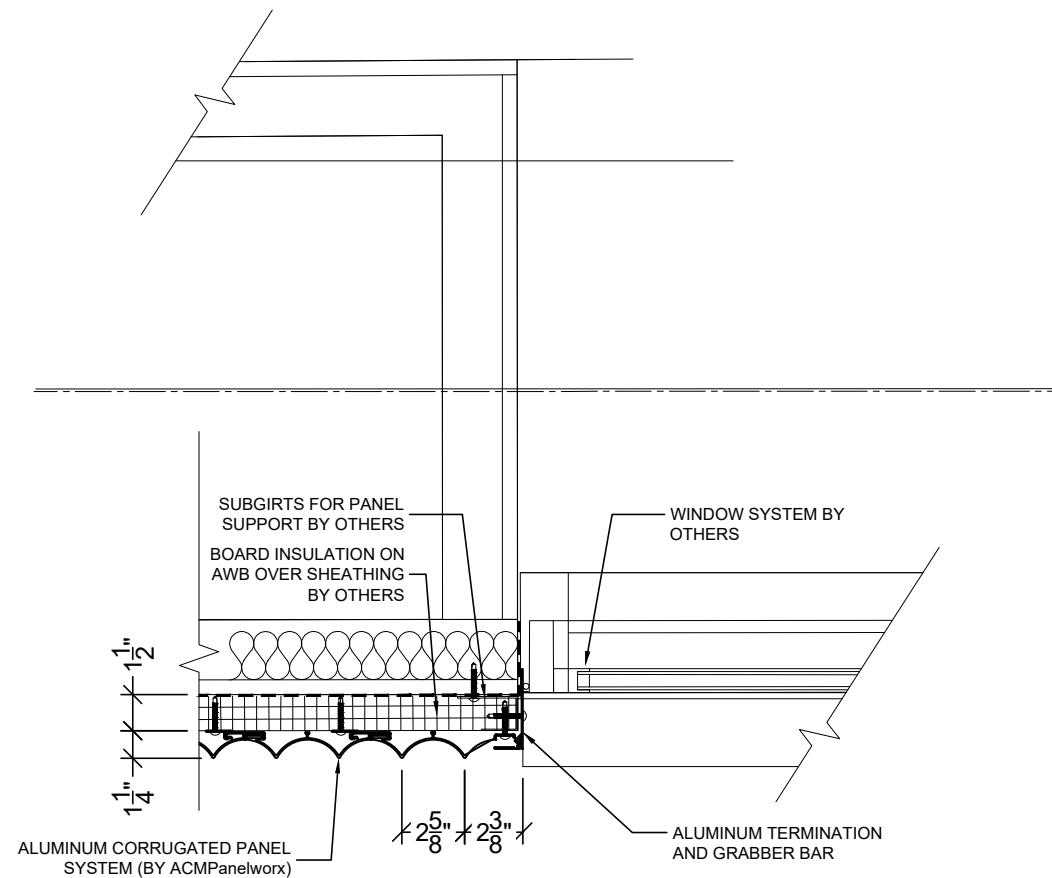
JOB #
 766

DATE
 11/17/24

SHEET NUMBER
 D10



1 SE CORNER DETAIL @ 3RD - 7TH FLOOR
 D11 SCALE: 1 1/2" = 1'-0"
 ARCH. REF.: 3/A324



2 WINDOW JAMB DETAIL - 3RD TO 7TH FLOOR
 D11 SCALE: 1 1/2" = 1'-0"
 ARCH. REF.: 9/A324

This document is the property of the Architect. It is to be used only for the project and site identified herein. It is not to be reproduced, stored in a retrieval system, or transmitted in any form or by any means, electronic, mechanical, photocopying, recording, or by any information storage and retrieval system, without the prior written permission of the Architect.

Approved By: _____
 Date Approved: _____

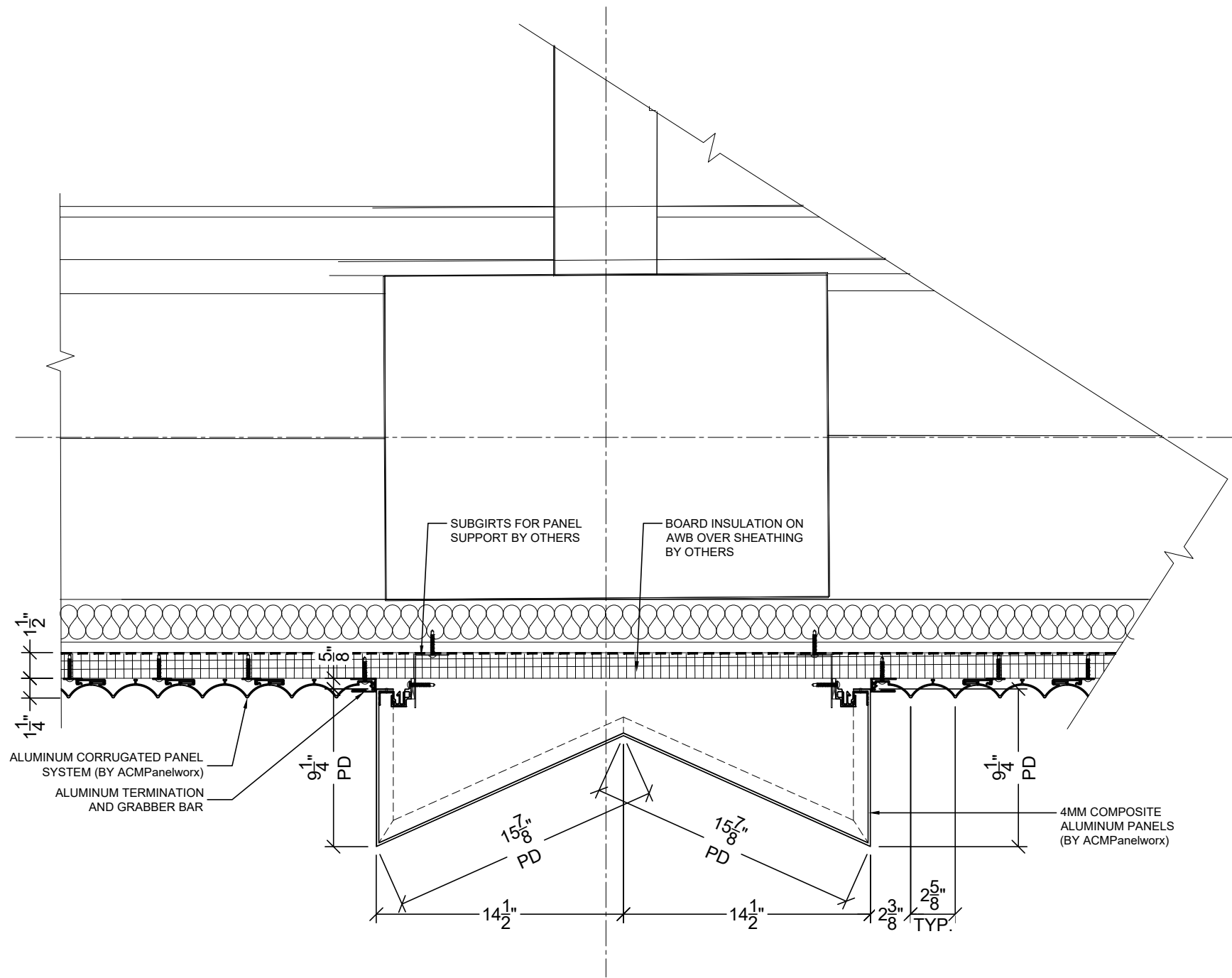
| REV # | DATE | INITIALS |
|-------|------|----------|
| △ | | |
| △ | | |
| △ | | |
| △ | | |
| △ | | |

DRAWN BY
VDJ

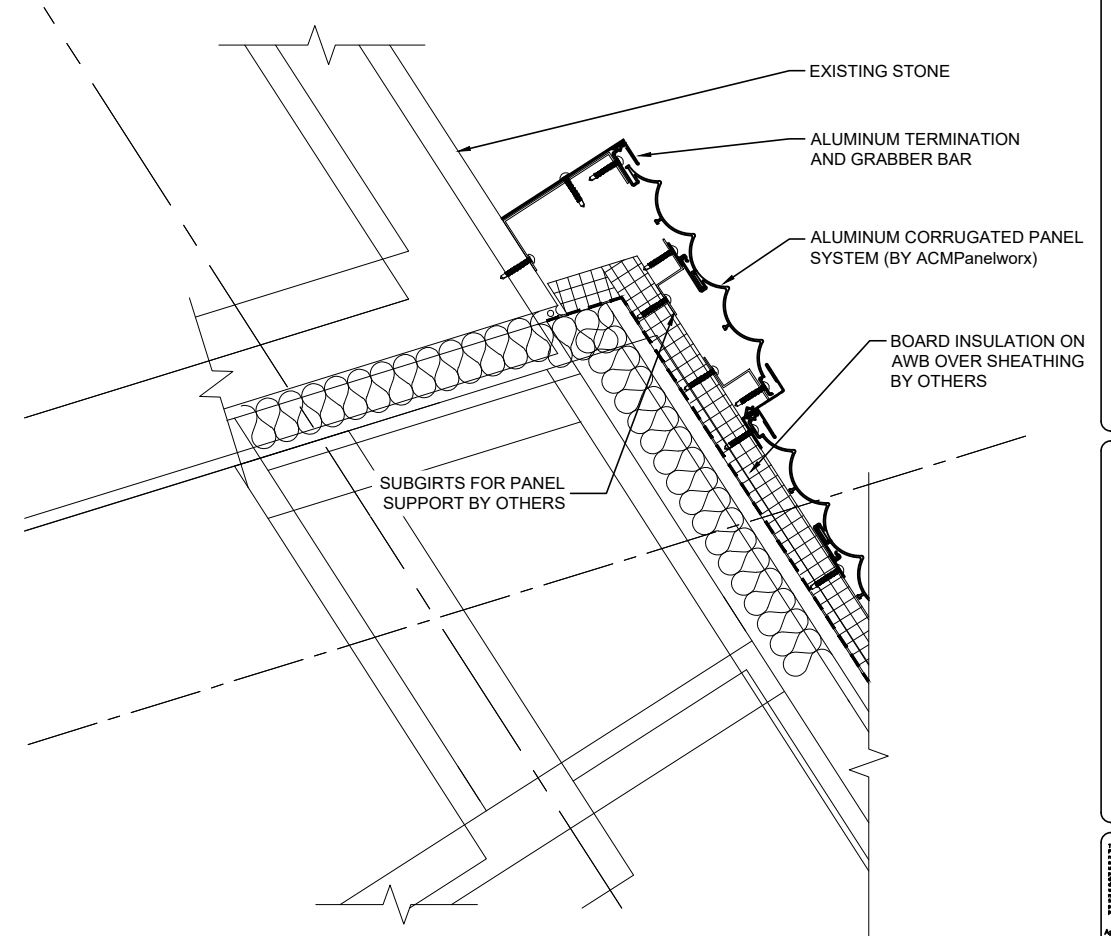
JOB #
766

DATE
11/17/24

SHEET NUMBER
D11



1 COLUMN DETAIL @ EAST 3RD - 7TH FLOOR
 D12 SCALE: 1 1/2"=1'-0"
 ARCH. REF.: 11/A324



2 3RD - 7TH FL. FACADE @ EAST ELEVATION NORTH END
 D12 SCALE: 1 1/2"=1'-0"
 ARCH. REF.: 1/A324

Approved By: _____
 Date Approved: _____

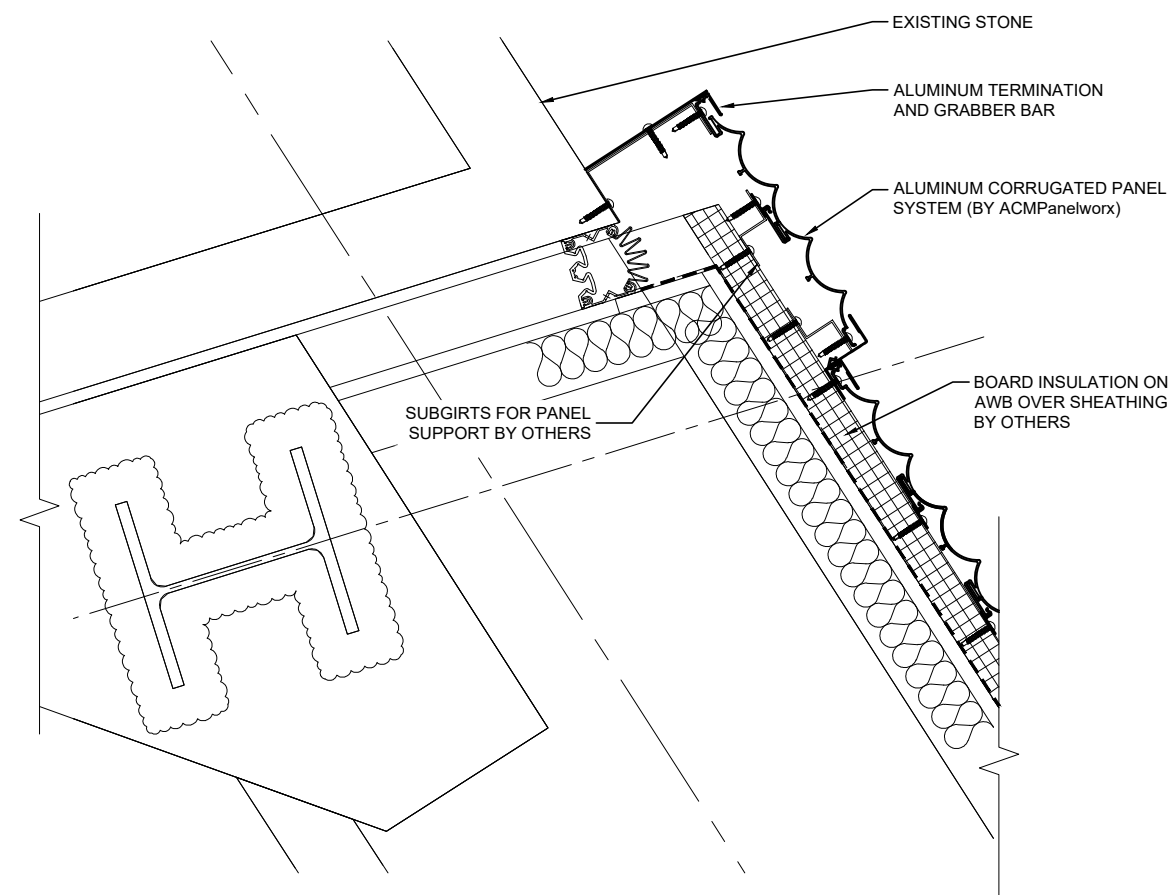
| REV # | DATE | INITIALS |
|-------|------|----------|
| | | |
| | | |
| | | |
| | | |
| | | |
| | | |

DRAWN BY
 VDJ

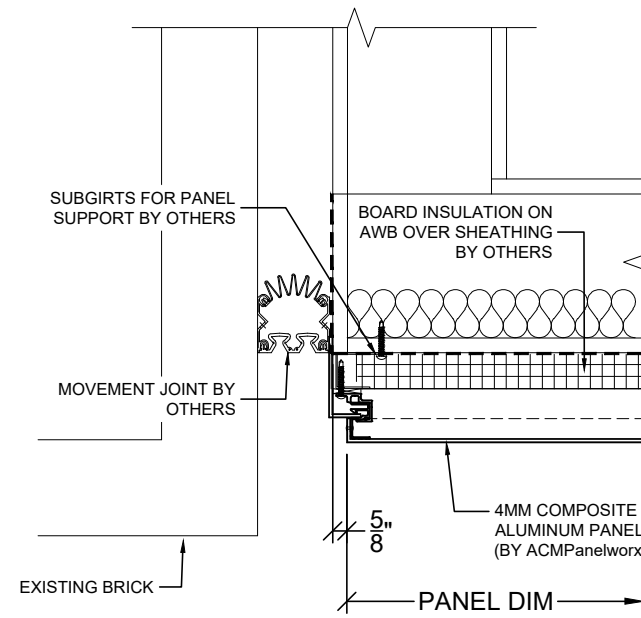
JOB #
 766

DATE
 11/17/24

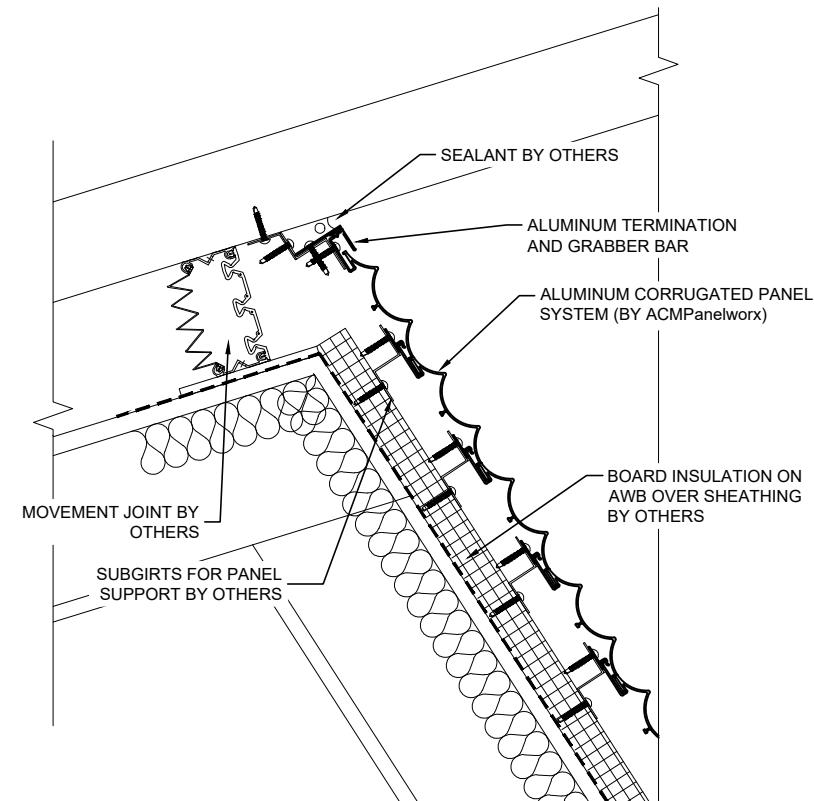
SHEET NUMBER
 D12



1 8TH FL. FACADE @ EAST ELEVATION NORTH END
 D13 SCALE: 1 1/2"=1'-0"
 ARCH. REF.: 14/A324



2 9TH-11TH FLOOR FACADE @ SW CORNER
 D13 SCALE: 1 1/2"=1'-0"
 ARCH. REF.: 5/A323



3 11TH FL. FACADE @ EAST ELEVATION NORTH END
 D13 SCALE: 1 1/2"=1'-0"
 ARCH. REF.: 10/A323

157 ROBERT DRIVE
 TROY, MI 48068
 NBN 2/3
 TEL: (313) 724-2400
 FAX: (313) 724-1609
 E: info@acmpanelworx.com



PROJECT
1133-1145 GRISWOLD
 1133-1145 GRISWOLD STREET
 DETROIT, MI 48226

ARCHITECT
KRAEMER DESIGN GROUP
 CONTRACTOR
DETROIT & NORTHERN LLC

This document is the property of the Architect. It is to be used only for the project and site identified herein. It is not to be reproduced, stored in a retrieval system, or transmitted in any form or by any means, electronic, mechanical, photocopying, recording, or by any information storage and retrieval system, without the prior written permission of the Architect.

Approved By: _____
 Date Approved: _____

| REV # | DATE | INITIALS |
|-------|------|----------|
| | | |
| | | |
| | | |
| | | |
| | | |
| | | |

DRAWN BY
 VDJ

JOB #
 766

DATE
 11/17/24

SHEET NUMBER
 D13