

SOURCE BOOK

Simpson[®]
Door Company

INSPIRATION
AT YOUR DOOR

NANTUCKET COLLECTION™

simpsondoor.com/nantucket



77860

Shown in Douglas fir with 77260 sidelights with flat panels and optional shaker sticking

Nantucket Island is a place of great beauty that withstands the harsh coastal weather of the North Atlantic. That same resilient charm is expressed in the Nantucket Collection™ by Simpson. Featuring a 10-year warranty, these doors combine weather-resistant wood species with a modified mortise-and-tenon construction technique. The result is a door that will retain its rugged beauty, regardless of what nature sends its way.

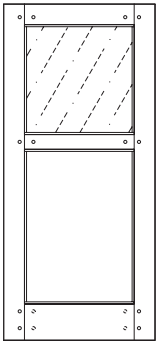
NANTUCKET COLLECTION DOORS ARE AVAILABLE:

- In any height and width
- In Western Hemlock, Douglas Fir, Nootka Cypress and Sapele Mahogany
- 1-3/4" or 2-1/4" thick
- For doors with glass, choose from virtually any glass texture
- With your choice of face-pin joinery (standard) or no-pin joinery (option)
- 10-year warranty with no building overhang required


FOR MORE OPTIONS:

To access a complete offering of available sticking and panel types, as well as other custom alterations, visit Simpson EZO at <https://ezq.simpsondoor.com/>

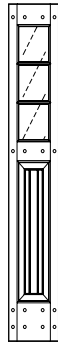
1/2 LITE



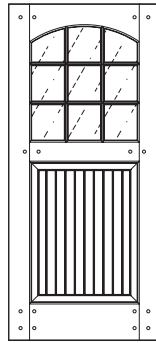
77008



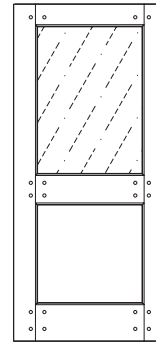
77226



77217



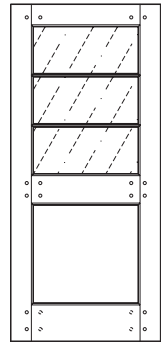
77216



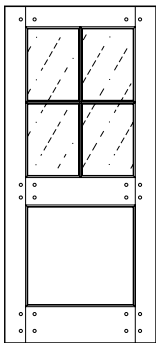
77081



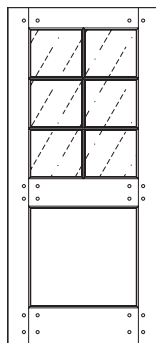
77702



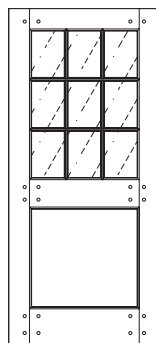
77382



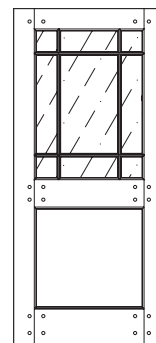
77482



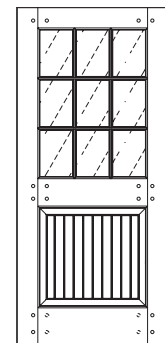
77682



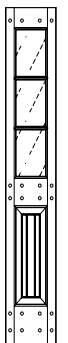
77982



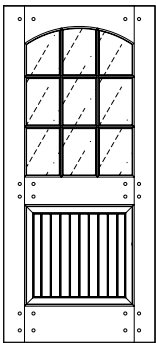
77942



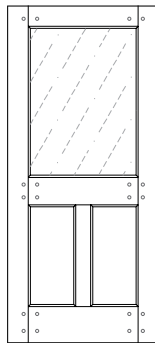
77224



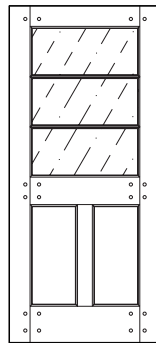
77215



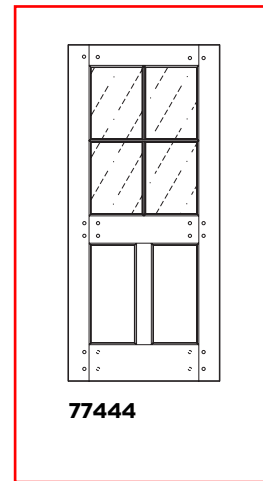
77214




77044



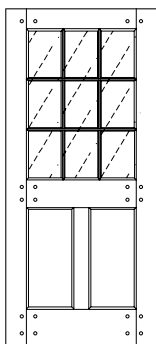
77934



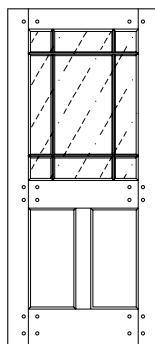
77444



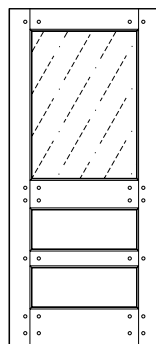
77644



77944



77943



77114



© Bridgetown Window and Door

TRADITIONAL EXTERIOR DOORS

simpsondoor.com/traditional



7130
with UltraBlock® technology

There's a certain comfort in tradition. The passing down of skills and beliefs from generation to generation means you know exactly what to expect. Our traditional doors are made to be part of life's journey, no matter where it takes you. For over 100 years, Simpson has been engineering wood doors using the latest technologies. It's what we know. It's who we are. It's why you can expect the very best from every Simpson Traditional exterior door.


TRADITIONAL EXTERIOR DOORS ARE AVAILABLE:

- In any height, width and wood species
- 1-3/4" or 2-1/4" thick
- For doors with glass, choose virtually any glass texture
- All doors available with UltraBlock® technology or WaterBarrier® technology upgrades.


FOR MORE OPTIONS:

To access a complete offering of available sticking and panel types, as well as other custom alterations, visit Simpson EZO at <https://ezq.simpsondoor.com/>

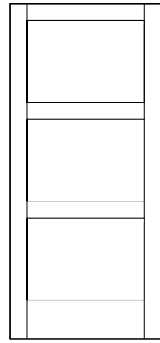
TRADITIONAL EXTERIOR DOORS




**70720
SHAKER**




**70782
SHAKER**



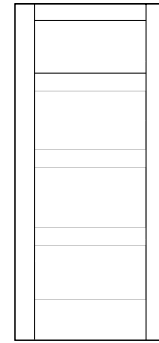
**70730
SHAKER**




**70785
SHAKER**




**70773
SHAKER**




**70784
SHAKER**



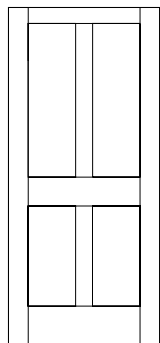
**70774
SHAKER**



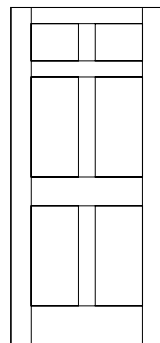
**70755
SHAKER**



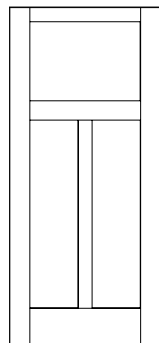
**70775
SHAKER**



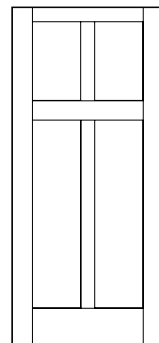
**70744
SHAKER**



**70766
SHAKER**

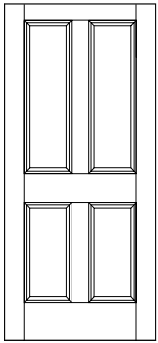


**70760
SHAKER**




**70762
SHAKER**

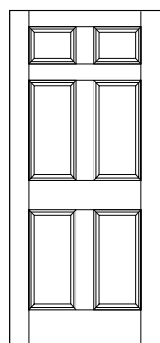
Doors with 1/8" SG and choice of 1-1/4" Innerbond® Double Hip-Raised Panel, 3/4" Double Hip-Raised Panel or 3/8" flat panel.



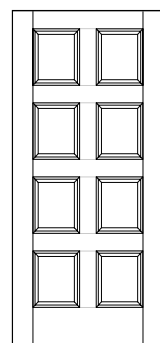
2044



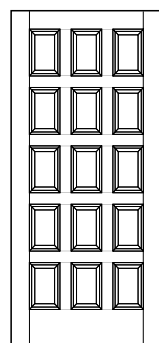
2055



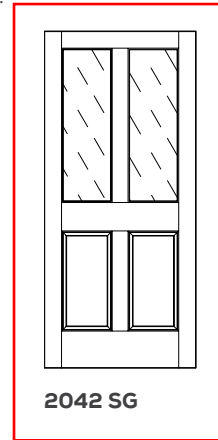
2130



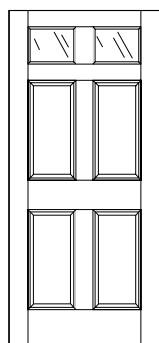
2010



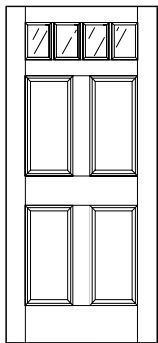
2060



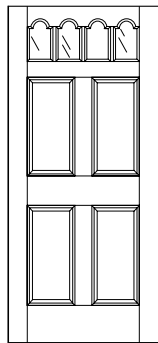
2042 SG



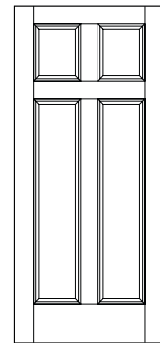
2132 SG



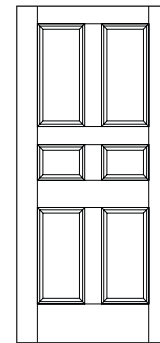
2134 SG



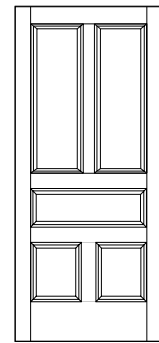
2005 SG



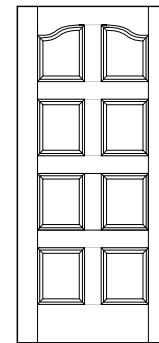
2004



2167



2175



2009

* AS VIEWED FROM EXTERIOR OF HOME



© Davis Photography