






NOTE: Based on the scope of work, additional documentation may be required. See www.detroitmi.gov/hdc for scope-specific requirements.

PROJECT DETAILS – TELL US ABOUT YOUR PROJECT


Instructions: Add project details using the text box in each section. If your details exceed the space provided, attach the details via the attachment icon for that section.

ePLANS PERMIT NUMBER: <small>(only applicable if you've already applied for permits through ePLANS)</small>	n/a
---	-----

GENERAL

<p>1. DESCRIPTION OF EXISTING CONDITION <i>Please tell us about the current appearance and conditions of the areas you want to change. You may use a few sentences or attach a separate prepared document on the right. (For example, "existing roof on my garage is covered in gray asphalt shingles in poor condition.")</i></p> <p>The sashes that were removed were chunks broken off them damage all over each one to the point of them being no good. When the other contractor removed them they did not proceed with any caution or care causing frame damage missing brick moldings etc. pictures provided. also they destroyed all the metal tracking and then filled all the weight boxes with spray foam.</p>	
<p>2. PHOTOGRAPHS <i>Help us understand your project. Please attach photographs of all areas where work is proposed.</i></p>	
<p>3. DESCRIPTION OF PROJECT <i>In this box, tell us about what you want to do at the areas described above in box #1. (For example, Install new asphalt shingle roofing at garage.)</i></p> <p>Metro Detroit Window is going to install the new Lincoln windows with the appropriate mutton bars and restore all the weight box boards that have now been drilled and filled with spray foam. All aluminum and vinyl anything will be removed from the house and where the missing brick moldings will be replaced with appropriate architectural details to match existing. Also the 6 lower units in the front of the house will be replaced with all wood sashes with insulated glass restoring the wood architectural details to the front of the home. Pictures are provided of these sashes that are custom made. These sashes are built to have the same size as the original sashes that were removed and lost. dimensions 1 3/8" thick x 2" wide on the face.</p>	
<p>4. DETAILED SCOPE OF WORK <i>In this box, please describe all steps necessary to complete the work described in box #3. (For example, "remove existing shingles, replace wood deck as necessary, replace wood eaves, install roof vents, replace rotted fascia boards, paint, clean worksite.")</i></p> <p>Metro Detroit Window will be replacing and repairing all the damaged trim with the appropriate materials to replicate the original architectural details as close as possible. All vinyl windows and aluminum trim on home that are not appropriate for the home will be removed and restored and or replaced with appropriate materials. New Lincoln windows all wood interior and exterior will be installed with all the appropriate mutton styles as per the original look of the home.</p>	
<p>5. BROCHURES/CUT SHEETS <i>Please provide information on the products or materials you are proposing to install. For example, a brochure on the brand and color of the shingles proposed.</i></p>	

ADDITIONAL DETAILS

<p>6. WINDOWS/DOORS <i>Detailed photographs of window(s) and/or door(s) proposed for replacement showing the condition of the interior and exterior of the window(s) and/or door(s)</i></p>	









ANAMENT REQUIREMENTS
**PREMIER 2X4
CORNHOLE SET**



HANDLE WITH CARE

CUSTOM OUTDOOR GAMES

VICTORY TAILGATE







ERG
CHHOL
ELD CH









Quote Number

2385

P.O. Number

Metro Detroit

This estimate is for the fabrication of new wood windows ONLY. This fabrication price is included in "Estimate Two", as the price of labor to reconstruct the window openings is not included here.

Customer Name

Metro Detroit Window

Contact Name

Jay Marchio

Billing Address

metrodetroitwindow@gmail.com

Quote Date

10/23/2024

Phone Number

248-565-7041

Fax Phone

Job Name

Jonathon T - Primed Exterior

Job Site Address

Jonathan T

Mobile Phone #

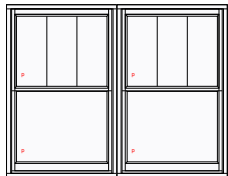


R.O. Allowance (Width = 1/2"-Height = 1/2")

M.O. Allowance (Width = 1/4"-Height = 1/4")

SHOWN AT NET PRICE

Line # 1 1a, 1b - FRONT SIDE



R.O. 69" x 55-1/2"

U.D. 71-1/8" x 56-3/4"

M.O. 71-3/8" x 57"

O.A. Box Size 68-1/2x55"

• DBLH-2; Primed Wood Exterior;	887.67
LoE-272	
Box Size: 68-1/2x55	N/C
Custom Width	223.02
Custom Height	264.60
2 Full White Screen(s) Boxed	51.66
BetterVue Mesh	N/C
Preserve Glass (Top)	N/C
Silver Spacer	N/C
7/8" SDL (Top) (3W1H) Profiled	139.86
Interior - With Mill Finish Internal	
Grids	
Preserve Glass (Bottom)	N/C
Silver Spacer	N/C
Mulling Charge	7.56
4-9/16" Jamb	N/C
PVC Sill Nosing	18.27
PVC Brickmould	46.62
White Hardware	N/C
Beige Jambliners	N/C
PVC Mull Casing (Vertical)	4.41
Vertical Interior Mull Casing	6.93
Natural Pine Interior	N/C
Wide Rail Double Hung (Glass	N/C
Size:28-7/8x23-1/4)	

Sash 1

U-Factor=0.3

SHGC=0.27

Visible Transmittance=0.46

PG=R-PG35-H

CERTIFIED MULL RATING

1 Each @ \$1,650.60 \$1,650.60

Line # 2 2 - FRONT SIDE - install as a Diamond



R.O. 27-1/2" x 27-1/2"

U.D. 29-5/8" x 28-3/4"

M.O. 29-7/8" x 29"

O.A. Box Size 27x27"

• RECTANGLE; OA Box UD 27x27";	
Primed Wood Exterior; LoE-272;	
Direct Set	
Prime Base Charge	184.59
9 Perimeter Ft. Charge	124.74
5.06 Square Ft. Low-E	76.86
Silver Spacer	N/C
Preserve Glass	N/C
7/8" SDL (3W3H) Profiled Interior -	209.79
With Mill Finish Internal Grids	
Standard Direct Set Stops	N/C
4-9/16" Jamb	N/C
PVC Sill Nosing	6.93
PVC Brickmould	21.42
Natural Pine Interior	N/C

Sash 1

U-Factor=0.29

SHGC=0.33

Visible Transmittance=0.57

PG=R-PG45-FW

Single Unit Rating Only

Will be installed as a Diamond,
Need weep holes positioned
accordingly.

N/C

1 Each @ \$624.33 \$624.33



Line # 3 3, 4, 5 - FRONT SIDE



R.O. 93" x 59-1/2"
 U.D. 95-1/8" x 60-3/4"
 M.O. 95-3/8" x 61"
 O.A. Box Size 92-1/2x59"

- DBLH-3; Primed Wood Exterior; LoE-272 1,320.48
- Box Size: 92-1/2x59 N/C
- Custom Width 334.53
- Custom Height 396.90
- 3 Full White Screen(s) Boxed 76.86
- BetterVue Mesh N/C
- Preserve Glass (Top) N/C
- Silver Spacer N/C
- 7/8" SDL (Top) (3W1H) Profiled Interior - With Mill Finish Internal Grids 209.79
- Preserve Glass (Bottom) N/C
- Silver Spacer N/C
- Mulling Charge 15.12
- 4-9/16" Jamb N/C
- PVC Sill Nosing 24.57
- PVC Brickmould 55.44
- White Hardware N/C
- Beige Jambliners N/C
- PVC Mull Casing (Vertical) 10.08
- Vertical Interior Mull Casing 15.12
- Natural Pine Interior N/C
- Wide Rail Double Hung (Glass Size:25-15/32x25-1/4) N/C

- Sash 1
- U-Factor=0.3
- SHGC=0.27
- Visible Transmittance=0.46
- PG=R-PG35-H
- CERTIFIED MULL RATING

1 Each @ \$2,458.89 \$2,458.89

Line # 4 6, 7 - RIGHT SIDE



R.O. 25" x 27"
 U.D. 27-1/2" x 28-1/2"
 M.O. 27-3/4" x 28-3/4"
 O.A. Box Size 24-1/2x26-1/2"

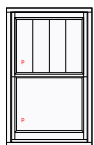
- CSMT-STUDIO-1; ; Primed Wood Exterior; LoE-272 366.66
- 1 Vent Deduct (19-1/2x21-1/2) -42.84
- Box Size: 24-1/2x26-1/2 N/C
- Custom Width 57.96
- Custom Height 57.96
- Preserve Glass N/C
- Silver Spacer N/C
- 7/8" SDL (3W2H) Profiled Interior - With Mill Finish Internal Grids 139.86
- 4-9/16" Jamb N/C
- PVC Sill Nosing 6.30
- PVC Brickmould 20.16
- 1-3/4" Sash Thickness N/C
- Natural Pine Interior N/C
- (Glass Size: 19-1/2x21-1/2) N/C

- Sash 1
- U-Factor=0.28
- SHGC=0.3
- Visible Transmittance=0.51
- PG=CW-PG60-FW
- Single Unit Rating Only

2 Each @ \$606.06 \$1,212.12



Line # 5 8 - RIGHT SIDE

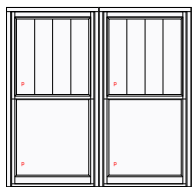


R.O. 27" x 44-1/2"
U.D. 29-1/8" x 45-3/4"
M.O. 29-3/8" x 46"
O.A. Box Size 26-1/2x44"

- DBLH-1; Primed Wood Exterior; 349.02
- LoE-272
- Box Size: 26-1/2x44 N/C
- Custom Width 111.51
- Custom Height 132.30
- 1 Full White Screen(s) Boxed 20.79
- BetterVue Mesh N/C
- Preserve Glass (Top) N/C
- Silver Spacer N/C
- 7/8" SDL (Top) (4W1H) Profiled 93.24
- Interior - With Mill Finish Internal Grids
- Preserve Glass (Bottom) N/C
- Silver Spacer N/C
- 4-9/16" Jamb N/C
- PVC Sill Nosing 6.93
- PVC Brickmould 30.24
- White Hardware N/C
- Beige Jambliners N/C
- Natural Pine Interior N/C
- Wide Rail Double Hung (Glass Size:21-1/8x17-3/4) N/C
- Sash 1
- U-Factor=0.3
- SHGC=0.27
- Visible Transmittance=0.46
- PG=LC-PG35-H
- Single Unit Rating Only

1 Each @ \$744.03 \$744.03

Line # 6 9, 10 - RIGHT SIDE



R.O. 57-3/4" x 58-7/8"
U.D. 59-7/8" x 60-1/8"
M.O. 60-1/8" x 60-3/8"
O.A. Box Size 57-1/4x58-3/8"

- DBLH-2; Primed Wood Exterior; 871.92
- LoE-272
- Box Size: 57-1/4x58-3/8 N/C
- Custom Width 223.02
- Custom Height 264.60
- 2 Full White Screen(s) Boxed 50.40
- BetterVue Mesh N/C
- Preserve Glass (Top) N/C
- Silver Spacer N/C
- 7/8" SDL (Top) (4W1H) Profiled 186.48
- Interior - With Mill Finish Internal Grids
- Preserve Glass (Bottom) N/C
- Silver Spacer N/C
- Mulling Charge 7.56
- 4-9/16" Jamb N/C
- PVC Sill Nosing 15.12
- PVC Brickmould 45.36
- White Hardware N/C
- Beige Jambliners N/C
- PVC Mull Casing (Vertical) 5.04
- Vertical Interior Mull Casing 7.56
- Natural Pine Interior N/C
- Wide Rail Double Hung (Glass Size:23-1/4x24-15/16) N/C
- Sash 1
- U-Factor=0.3
- SHGC=0.27
- Visible Transmittance=0.46
- PG=R-PG35-H

(Continued From Previous Page)

CERTIFIED MULL RATING

1 Each @ \$1,677.06 \$1,677.06

Line # 7 11, 12, 13 - RIGHT SIDE

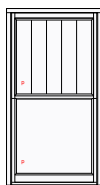


R.O. 87-3/4" x 56-7/8"
 U.D. 89-7/8" x 58-1/8"
 M.O. 90-1/8" x 58-3/8"
 O.A. Box Size 87-1/4x56-3/8"

- DBLH-3; Primed Wood Exterior; 1,242.36
- LoE-272
- Box Size: 87-1/4x56-3/8 N/C
- Custom Width 334.53
- Custom Height 396.90
- 3 Full White Screen(s) Boxed 73.08
- BetterVue Mesh N/C
- Preserve Glass (Top) N/C
- Silver Spacer N/C
- 7/8" SDL (Top) (5W1H) Profiled 349.65
- Interior - With Mill Finish Internal Grids
- Preserve Glass (Bottom) N/C
- Silver Spacer N/C
- Mulling Charge 15.12
- 4-9/16" Jamb N/C
- PVC Sill Nosing 22.68
- PVC Brickmould 52.29
- White Hardware N/C
- Beige Jambliners N/C
- PVC Mull Casing (Vertical) 9.45
- Vertical Interior Mull Casing 14.49
- Natural Pine Interior N/C
- Wide Rail Double Hung (Glass Size:23-23/32x23-15/16) N/C
- Sash 1
- U-Factor=0.3
- SHGC=0.27
- Visible Transmittance=0.46
- PG=R-PG35-H
- CERTIFIED MULL RATING

1 Each @ \$2,510.55 \$2,510.55

Line # 8 14, 15 - RIGHT SIDE



R.O. 30" x 58"
 U.D. 32-1/8" x 59-1/4"
 M.O. 32-3/8" x 59-1/2"
 O.A. Box Size 29-1/2x57-1/2"

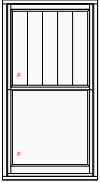
- DBLH-1; Primed Wood Exterior; 421.47
- LoE-272
- Box Size: 29-1/2x57-1/2 N/C
- Custom Width 111.51
- Custom Height 132.30
- 1 Full White Screen(s) Boxed 26.46
- BetterVue Mesh N/C
- Preserve Glass (Top) N/C
- Silver Spacer N/C
- 7/8" SDL (Top) (5W1H) Profiled 116.55
- Interior - With Mill Finish Internal Grids
- Preserve Glass (Bottom) N/C
- Silver Spacer N/C
- 4-9/16" Jamb N/C
- PVC Sill Nosing 7.56
- PVC Brickmould 37.80
- White Hardware N/C
- Beige Jambliners N/C
- Natural Pine Interior N/C
- Wide Rail Double Hung (Glass Size:24-1/8x24-1/2) N/C

(Continued From Previous Page)

Sash 1
 U-Factor=0.3
 SHGC=0.27
 Visible Transmittance=0.46
 PG=LC-PG35-H
 Single Unit Rating Only

2 Each @ \$853.65 \$1,707.30

Line # 9 16, 17, 18 - BACK



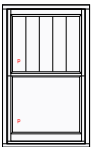
R.O. 30" x 58"
 U.D. 32-1/8" x 59-1/4"
 M.O. 32-3/8" x 59-1/2"
 O.A. Box Size 29-1/2x57-1/2"

- DBLH-1; Primed Wood Exterior; 421.47
- LoE-272
- Box Size: 29-1/2x57-1/2 N/C
- Custom Width 111.51
- Custom Height 132.30
- 1 Full White Screen(s) Boxed 26.46
- BetterVue Mesh N/C
- Preserve Glass (Top) N/C
- Silver Spacer N/C
- 7/8" SDL (Top) (5W1H) Profiled 116.55
- Interior - With Mill Finish Internal Grids
- Preserve Glass (Bottom) N/C
- Silver Spacer N/C
- 4-9/16" Jamb N/C
- PVC Sill Nosing 7.56
- PVC Brickmould 37.80
- White Hardware N/C
- Beige Jambliners N/C
- Natural Pine Interior N/C
- Wide Rail Double Hung (Glass Size:24-1/8x24-1/2) N/C

Sash 1
 U-Factor=0.3
 SHGC=0.27
 Visible Transmittance=0.46
 PG=LC-PG35-H
 Single Unit Rating Only

3 Each @ \$853.65 \$2,560.95

Line # 10 19, 20, 21 - BACK



R.O. 27-1/2" x 46"
 U.D. 29-5/8" x 47-1/4"
 M.O. 29-7/8" x 47-1/2"
 O.A. Box Size 27x45-1/2"

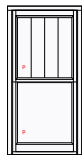
- DBLH-1; Primed Wood Exterior; 369.18
- LoE-272
- Box Size: 27x45-1/2 N/C
- Custom Width 111.51
- Custom Height 132.30
- 1 Full White Screen(s) Boxed 21.42
- BetterVue Mesh N/C
- Preserve Glass (Top) N/C
- Silver Spacer N/C
- 7/8" SDL (Top) (5W1H) Profiled 116.55
- Interior - With Mill Finish Internal Grids
- Preserve Glass (Bottom) N/C
- Silver Spacer N/C
- 4-9/16" Jamb N/C
- PVC Sill Nosing 6.93
- PVC Brickmould 30.87
- White Hardware N/C
- Beige Jambliners N/C

(Continued From Previous Page)

Natural Pine Interior
 Wide Rail Double Hung (Glass
 Size:21-5/8x18-1/2) N/C
 N/C
 Sash 1
 U-Factor=0.3
 SHGC=0.27
 Visible Transmittance=0.46
 PG=LC-PG35-H
 Single Unit Rating Only

3 Each @ \$788.76 \$2,366.28

Line # 11 22, 23, 24, 25 - BACK



R.O. 23-1/2" x 49"
 U.D. 25-5/8" x 50-1/4"
 M.O. 25-7/8" x 50-1/2"
 O.A. Box Size 23x48-1/2"

- DBLH-1; Primed Wood Exterior; LoE-272 346.50
- Box Size: 23x48-1/2 N/C
- Custom Width 111.51
- 1 Full White Screen(s) Boxed 21.42
- BetterVue Mesh N/C
- Preserve Glass (Top) N/C
- Silver Spacer N/C
- 7/8" SDL (Top) (4W1H) Profiled 93.24
- Interior - With Mill Finish Internal Grids
- Preserve Glass (Bottom) N/C
- Silver Spacer N/C
- 4-9/16" Jamb N/C
- PVC Sill Nosing 6.30
- PVC Brickmould 31.50
- White Hardware N/C
- Beige Jambliners N/C
- Natural Pine Interior N/C
- Wide Rail Double Hung (Glass
 Size:17-5/8x20) N/C
- Sash 1
- U-Factor=0.3
- SHGC=0.27
- Visible Transmittance=0.46
- PG=LC-PG35-H
- Single Unit Rating Only

4 Each @ \$610.47 \$2,441.88

Line # 12 26 - BACK



R.O. 14" x 29"
 U.D. 16-1/2" x 30-1/2"
 M.O. 16-3/4" x 30-3/4"
 O.A. Box Size 13-1/2x28-1/2"

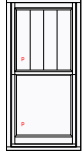
- CSMT-STUDIO-1; ; Primed Wood Exterior; LoE-272 349.02
- 1 Vent Deduct (8-1/2x23-1/2) -39.69
- Box Size: 13-1/2x28-1/2 N/C
- Custom Width 57.96
- Custom Height 57.96
- Preserve Glass N/C
- Silver Spacer N/C
- 4-9/16" Jamb N/C
- PVC Sill Nosing 3.78
- PVC Brickmould 18.27
- 1-3/4" Sash Thickness N/C
- Natural Pine Interior N/C
- (Glass Size: 8-1/2x23-1/2) N/C
- Sash 1
- U-Factor=0.28

(Continued From Previous Page)

SHGC=0.33
 Visible Transmittance=0.57
 PG=CW-PG60-FW
 Single Unit Rating Only

1 Each @ \$447.30 \$447.30

Line # 13 27, 28, 29 - BACK



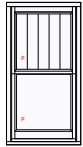
R.O. 23-1/2" x 49"
 U.D. 25-5/8" x 50-1/4"
 M.O. 25-7/8" x 50-1/2"
 O.A. Box Size 23x48-1/2"

- DBLH-1; Primed Wood Exterior; LoE-272 346.50
- Box Size: 23x48-1/2 N/C
- Custom Width 111.51
- 1 Full White Screen(s) Boxed 21.42
- BetterVue Mesh N/C
- Preserve Glass (Top) N/C
- Silver Spacer N/C
- 7/8" SDL (Top) (4W1H) Profiled 93.24
- Interior - With Mill Finish Internal Grids
- Preserve Glass (Bottom) N/C
- Silver Spacer N/C
- 4-9/16" Jamb N/C
- PVC Sill Nosing 6.30
- PVC Brickmould 31.50
- White Hardware N/C
- Beige Jambliners N/C
- Natural Pine Interior N/C
- Wide Rail Double Hung (Glass Size:17-5/8x20) N/C

Sash 1
 U-Factor=0.3
 SHGC=0.27
 Visible Transmittance=0.46
 PG=LC-PG35-H
 Single Unit Rating Only

3 Each @ \$610.47 \$1,831.41

Line # 14 30, 31 - LEFT SIDE



R.O. 23-1/2" x 46"
 U.D. 25-5/8" x 47-1/4"
 M.O. 25-7/8" x 47-1/2"
 O.A. Box Size 23x45-1/2"

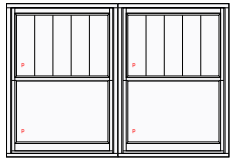
- DBLH-1; Primed Wood Exterior; LoE-272 347.76
- Box Size: 23x45-1/2 N/C
- Custom Width 111.51
- Custom Height 132.30
- 1 Full White Screen(s) Boxed 20.16
- BetterVue Mesh N/C
- Preserve Glass (Top) N/C
- Silver Spacer N/C
- 7/8" SDL (Top) (5W1H) Profiled 116.55
- Interior - With Mill Finish Internal Grids
- Preserve Glass (Bottom) N/C
- Silver Spacer N/C
- 4-9/16" Jamb N/C
- PVC Sill Nosing 6.30
- PVC Brickmould 30.24
- White Hardware N/C
- Beige Jambliners N/C
- Natural Pine Interior N/C
- Wide Rail Double Hung (Glass Size:17-5/8x18-1/2) N/C

(Continued From Previous Page)

Sash 1
 U-Factor=0.3
 SHGC=0.27
 Visible Transmittance=0.46
 PG=LC-PG35-H
 Single Unit Rating Only

2 Each @ \$764.82 \$1,529.64

Line # 15 32, 33 - LEFT SIDE



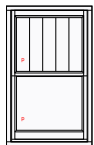
R.O. 69-1/2" x 49-1/2"
 U.D. 71-5/8" x 50-3/4"
 M.O. 71-7/8" x 51"
 O.A. Box Size 69x49"

- DBLH-2; Primed Wood Exterior; 836.01
- LoE-272
- Box Size: 69x49 N/C
- Custom Width 223.02
- Custom Height 264.60
- 2 Full White Screen(s) Boxed 48.51
- BetterVue Mesh N/C
- Preserve Glass (Top) N/C
- Silver Spacer N/C
- 7/8" SDL (Top) (5W1H) Profiled 233.10
- Interior - With Mill Finish Internal Grids
- Preserve Glass (Bottom) N/C
- Silver Spacer N/C
- Mulling Charge 7.56
- 4-9/16" Jamb N/C
- PVC Sill Nosing 18.27
- PVC Brickmould 44.10
- White Hardware N/C
- Beige Jambliners N/C
- PVC Mull Casing (Vertical) 4.41
- Vertical Interior Mull Casing 6.30
- Natural Pine Interior N/C
- Wide Rail Double Hung (Glass Size:29-1/8x20-1/4) N/C

Sash 1
 U-Factor=0.3
 SHGC=0.27
 Visible Transmittance=0.46
 PG=R-PG35-H
 CERTIFIED MULL RATING

1 Each @ \$1,685.88 \$1,685.88

Line # 16 34 - LEFT SIDE



R.O. 27" x 45"
 U.D. 29-1/8" x 46-1/4"
 M.O. 29-3/8" x 46-1/2"
 O.A. Box Size 26-1/2x44-1/2"

- DBLH-1; Primed Wood Exterior; 349.02
- LoE-272
- Box Size: 26-1/2x44-1/2 N/C
- Custom Width 111.51
- 1 Full White Screen(s) Boxed 20.79
- BetterVue Mesh N/C
- Preserve Glass (Top) N/C
- Silver Spacer N/C
- 7/8" SDL (Top) (5W1H) Profiled 116.55
- Interior - With Mill Finish Internal Grids
- Preserve Glass (Bottom) N/C
- Silver Spacer N/C
- 4-9/16" Jamb N/C
- PVC Sill Nosing 6.93
- PVC Brickmould 30.24
- White Hardware N/C

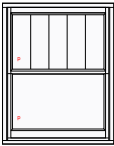
(Continued From Previous Page)

Beige Jambliners N/C
 Natural Pine Interior N/C
 Wide Rail Double Hung (Glass N/C
 Size:21-1/8x18)

Sash 1
 U-Factor=0.3
 SHGC=0.27
 Visible Transmittance=0.46
 PG=LC-PG35-H
 Single Unit Rating Only

1 Each @ \$635.04 \$635.04

Line # 17 35 - LEFT SIDE



R.O. 35" x 45-1/2"
 U.D. 37-1/8" x 46-3/4"
 M.O. 37-3/8" x 47"
 O.A. Box Size 34-1/2x45"

- DBLH-1; Primed Wood Exterior; 384.93
 LoE-272
 Box Size: 34-1/2x45 N/C
 Custom Width 111.51
 Custom Height 132.30
 1 Full White Screen(s) Boxed 23.94
 BetterVue Mesh N/C
 Preserve Glass (Top) N/C
 Silver Spacer N/C
 7/8" SDL (Top) (5W1H) Profiled 116.55
 Interior - With Mill Finish Internal
 Grids
 Preserve Glass (Bottom) N/C
 Silver Spacer N/C
 4-9/16" Jamb N/C
 PVC Sill Nosing 8.82
 PVC Brickmould 32.76
 White Hardware N/C
 Beige Jambliners N/C
 Natural Pine Interior N/C
 Wide Rail Double Hung (Glass N/C
 Size:29-1/8x18-1/4)

Sash 1
 U-Factor=0.3
 SHGC=0.27
 Visible Transmittance=0.46
 PG=LC-PG35-H
 Single Unit Rating Only

1 Each @ \$810.81 \$810.81

Line # 18 35 - LEFT SIDE



R.O. 24" x 21"
 U.D. 26-1/2" x 22-1/2"
 M.O. 26-3/4" x 22-3/4"
 O.A. Box Size 23-1/2x20-1/2"

- CSMT-STUDIO-1; ; Primed Wood 345.87
 Exterior; LoE-272
 1 Vent Deduct (18-1/2x15-1/2) -42.21
 Box Size: 23-1/2x20-1/2 N/C
 Custom Width 57.96
 Custom Height 57.96
 Preserve Glass N/C
 Silver Spacer N/C
 7/8" SDL (4W1H) Profiled Interior - 93.24
 With Mill Finish Internal Grids
 4-9/16" Jamb N/C
 PVC Sill Nosing 6.30
 PVC Brickmould 17.01
 1-3/4" Sash Thickness N/C
 Natural Pine Interior N/C



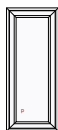
(Continued From Previous Page)

(Glass Size: 18-1/2x15-1/2) N/C

Sash 1
 U-Factor=0.28
 SHGC=0.3
 Visible Transmittance=0.51
 PG=CW-PG60-FW
 Single Unit Rating Only

1 Each @ \$536.13 **\$536.13**

Line # 19 36 & 37 - LEFT SIDE 16" Min width



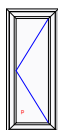
R.O. 16-1/2" x 39-7/8"
 U.D. 19" x 41-3/8"
 M.O. 19-1/4" x 41-5/8"
 O.A. Box Size 16x39-3/8"

- CSMT-1; S; Primed Wood 364.77
- Exterior; LoE-272
- Box Size: 16x39-3/8 N/C
- Custom Height 57.96
- 1 Vent Deduct (11x34-3/8) -53.55
- Preserve Glass N/C
- Silver Spacer N/C
- 4-9/16" Jamb N/C
- PVC Sill Nosing 4.41
- PVC Brickmould 24.57
- 1-3/4" Sash Thickness N/C
- Natural Pine Interior N/C
- (Glass Size: 11x34-3/8) N/C

Sash 1
 U-Factor=0.28
 SHGC=0.33
 Visible Transmittance=0.57
 PG=CW-PG60-FW
 Single Unit Rating Only

2 Each @ \$398.16 **\$796.32**

Line # 20 38 & 39 - LEFT SIDE - 16" Min width



R.O. 16-1/2" x 39-7/8"
 U.D. 19" x 41-3/8"
 M.O. 19-1/4" x 41-5/8"
 O.A. Box Size 16x39-3/8"

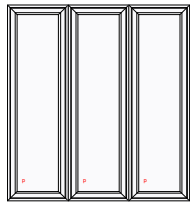
- CSMT-1; L; Primed Wood 364.77
- Exterior; LoE-272
- Box Size: 16x39-3/8 N/C
- Custom Height 57.96
- White Screen Boxed 13.23
- BetterVue Mesh N/C
- Preserve Glass N/C
- Silver Spacer N/C
- 4-9/16" Jamb N/C
- PVC Sill Nosing 4.41
- PVC Brickmould 24.57
- 1-3/4" Sash Thickness N/C
- White Hardware 10.08
- Natural Pine Interior N/C
- (Glass Size: 11x34-3/8) N/C

Sash 1
 U-Factor=0.3
 SHGC=0.28
 Visible Transmittance=0.49
 PG=CW-PG55-C
 Single Unit Rating Only

2 Each @ \$475.02 **\$950.04**



Line # 21 40, 41, 42, 43, 44, 45 - Mull 2 sets of 3



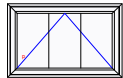
R.O. 57" x 63"
U.D. 59-1/2" x 64-1/2"
M.O. 59-3/4" x 64-3/4"
O.A. Box Size 56-1/2x62-1/2"

- CSMT-3; SSS; Primed Wood Exterior; LoE-272 1,381.59
- Box Size: 56-1/2x62-1/2 N/C
- Custom Width 173.88
- Custom Height 173.88
- 3 Vent Deduct (13-27/32x57-1/2) -215.46
- Preserve Glass N/C
- Silver Spacer N/C
- 4-9/16" Jamb N/C
- PVC Sill Nosing 15.12
- PVC Brickmould 47.88
- PVC Mull Casing (Vertical) 10.71
- Vertical Interior Mull Casing 15.75
- 1-3/4" Sash Thickness N/C
- Natural Pine Interior N/C
- (Glass Size: 13-27/32x57-1/2) N/C

Sash 1
U-Factor=0.28
SHGC=0.33
Visible Transmittance=0.57
PG=CW-PG30-MA
CERTIFIED MULL RATING

2 Each @ \$1,603.35 \$3,206.70

Line # 22 BASEMENT



R.O. 36" x 24"
U.D. 38-1/2" x 25-1/2"
M.O. 38-3/4" x 25-3/4"
O.A. Box Size 35-1/2x23-1/2"

- AWN-11; Primed Wood Exterior; LoE-272 458.64
- Box Size: 35-1/2x23-1/2 N/C
- Custom Width Upcharge 57.96
- Custom Height Upcharge 57.96
- White Screen Boxed 14.49
- BetterVue Mesh N/C
- Preserve Glass N/C
- Silver Spacer N/C
- 7/8" SDL (3W1H) Profiled Interior - With Mill Finish Internal Grids 69.93
- 4-9/16" Jamb N/C
- PVC Sill Nosing 9.45
- PVC Brickmould 21.42
- 1-3/4" Sash Thickness N/C
- White Hardware 13.23
- Natural Pine Interior N/C
- (Glass Size: 30-1/2x18-1/2) N/C

Sash 1
U-Factor=0.29
SHGC=0.26
Visible Transmittance=0.44
PG=CW-PG50-AP
Single Unit Rating Only

6 Each @ \$703.08 \$4,218.48

Quoted prices are good for 30 days (Expires: 11/22/2024) and are subject to correction of computational errors.

TOTAL NET PRICE	\$36,601.74
SALES TAX (Taxable Amt: \$36,601.74)	\$2,196.10
DELIVERY CHARGE (Taxable Amt: \$36,601.74)	\$125.00
TOTAL QUOTATION PRICE	\$38,922.85



Double-Hung Windows

Double hung windows are widely accepted because of excellent curb appeal, they are easy to open and uncomplicated to tilt and clean.

Lincoln double hung products may feature brilliant colors and grilles creating exterior lines that look great for a conventional building theme. And because we use low-profile sash locks and tilt latches, interiors have an unobstructed view for crisp cosmetics. Enjoy both traditional exterior lines and beautiful, clean interiors-choose Lincoln double hung windows for your next project.

Styles

Exterior Options

Exterior Colors

Aluminum
Clad

Hybrid

Primed
Wood

Natural
Wood

Availability

Exterior
Options

Primed Wood

Interior

Not available on Lift & Slide or Multi-Slide Doors

Glass

This time-honored window design captures the original depth and beauty of Lincoln products. Our Primed products are architect friendly and designed for new construction or historical renovation projects.

Grilles

Hardware

High risk rot-prone components are substituted with cPVC parts ready for a high quality heat reflective and UV resistant exterior paint color choice.

Screens

Revitalize

From a traditionalist point-of-view, Lincoln's stylish windows, patio doors and shapes are dimensionally accurate, historically desired and design friendly.

Configurations

Why Choose Primed Wood?

Lincoln's Primed product is our most traditional appearing product from the exterior. Enjoy the freedom and flexibility of painting our primed wood sash, solid-core PVC brickmold and sill nosing. Water is not absorbed into these exterior frame parts making them rot, mold and insect resistant while special UV inhibitors allow the PVC to weather well. Nothing has more traditional appeal than brush strokes on primed sash. Lincoln sash feature historical 'mortise and tenon' joinery for strength and cosmetic appeal.

Feature Highlights:

- Primed pine sash
- cPVC sill nosing and brickmold
- Paintable exterior



Primed Wood Trim

Add that finishing touch to the exterior of your windows and patio doors by trimming them with the many brickmold and casings offered by Lincoln. Along with richening the aesthetics of your home, these factory-applied trims reduce the installation labor and hassle.





Double-Hung Windows

Double hung windows are widely accepted because of excellent curb appeal, they are easy to open and uncomplicated to tilt and clean.

Lincoln double hung products may feature brilliant colors and grilles creating exterior lines that look great for a conventional building theme. And because we use low-profile sash locks and tilt latches, interiors have an unobstructed view for crisp cosmetics. Enjoy both traditional exterior lines and beautiful, clean interiors-choose Lincoln double hung windows for your next project.

Styles

Exterior Options

Exterior Colors

Aluminum
Clad

Hybrid

Primed
Wood

Natural
Wood

Availability

Exterior
Options

Primed Wood

Interior

Not available on Lift & Slide or Multi-Slide Doors

Glass

This time-honored window design captures the original depth and beauty of Lincoln products. Our Primed products are architect friendly and designed for new construction or historical renovation projects.

Grilles

Hardware

High risk rot-prone components are substituted with cPVC parts ready for a high quality heat reflective and UV resistant exterior paint color choice.

Screens

Revitalize

From a traditionalist point-of-view, Lincoln's stylish windows, patio doors and shapes are dimensionally accurate, historically desired and design friendly.

Configurations

Why Choose Primed Wood?

Lincoln's Primed product is our most traditional appearing product from the exterior. Enjoy the freedom and flexibility of painting our primed wood sash, solid-core PVC brickmold and sill nosing. Water is not absorbed into these exterior frame parts making them rot, mold and insect resistant while special UV inhibitors allow the PVC to weather well. Nothing has more traditional appeal than brush strokes on primed sash. Lincoln sash feature historical 'mortise and tenon' joinery for strength and cosmetic appeal.

Feature Highlights:

- Primed pine sash
- cPVC sill nosing and brickmold
- Paintable exterior



Primed Wood Trim

Add that finishing touch to the exterior of your windows and patio doors by trimming them with the many brickmold and casings offered by Lincoln. Along with richening the aesthetics of your home, these factory-applied trims reduce the installation labor and hassle.











2310

2310