



NOTE: Based on the scope of work, additional documentation may be required. See www.detroitmi.gov/hdc for scope-specific requirements.

PROJECT DETAILS – TELL US ABOUT YOUR PROJECT

Instructions: Add project details using the text box in each section. If your details exceed the space provided, attach the details via the attachment icon for that section.

ePLANS PERMIT NUMBER: <small>(only applicable if you've already applied for permits through ePLANS)</small>	N/A
---	-----

GENERAL

<p>1. DESCRIPTION OF EXISTING CONDITION <i>Please tell us about the current appearance and conditions of the areas you want to change. You may use a few sentences or attach a separate prepared document on the right. (For example, "existing roof on my garage is covered in gray asphalt shingles in poor condition.")</i></p>	
<p>2. PHOTOGRAPHS <i>Help us understand your project. Please attach photographs of all areas where work is proposed.</i></p>	
<p>3. DESCRIPTION OF PROJECT <i>In this box, tell us about what you want to do at the areas described above in box #1. (For example, Install new asphalt shingle roofing at garage.)</i></p>	
Attachment	
<p>4. DETAILED SCOPE OF WORK <i>In this box, please describe all steps necessary to complete the work described in box #3. (For example, "remove existing shingles, replace wood deck as necessary, replace wood eaves, install roof vents, replace rotted fascia boards, paint, clean worksite.")</i></p>	
Attachment	
<p>5. BROCHURES/CUT SHEETS <i>Please provide information on the products or materials you are proposing to install. For example, a brochure on the brand and color of the shingles proposed.</i></p>	

ADDITIONAL DETAILS

**Klar Residence
1710 Bagley
Detroit, MI 48126**


Overall description of work under this permit application:

Remove all existing exterior finishes/siding, including window trim boards, and applying new LP Smart Siding and Trim Factory Painted, at the entire exterior, all four sides, with new matching trim.

LP Color: Harvest Honey


A-5 Grayish Yellow

MS: 25Y7/4



Front & Rear Elevation:

Remove and replace all siding and trim boards, replace any damaged exterior wood/plywood, wrap house with Tyvek, apply new LP Smart Board Ship Lap Siding, (with the same look and dimension), and ne LP Trim Boards.



**Klar Residence
1710 Bagley
Detroit, MI 48126**

North / Right Side

Remove and replace all vertical shingle siding and trim boards, replace any damaged exterior wood/plywood, wrap house with Tyvek, apply new LP Smart Board Ship Lap Siding, (with the same look and dimension), and ne LP Trim Boards.
Repair Eaves & overhang soffits as necessary
Reuse and secure gutters accordingly



**Klar Residence
1710 Bagley
Detroit, MI 48126**

South / Left Side:

Remove and replace all vertical shingle siding and trim boards, replace any damaged exterior wood/plywood, wrap house with Tyvek, apply new LP Smart Board Ship Lap Siding, (with the same look and dimension), and ne LP Trim Boards.
Repair Eaves & overhang soffits as necessary



**Klar Residence
1710 Bagley
Detroit, MI 48126**


Overall description of work under this permit application:

Remove all existing exterior finishes/siding, including window trim boards, and applying new LP Smart Siding and Trim Factory Painted, at the entire exterior, all four sides, with new matching trim.

LP Color: Harvest Honey


A-5 Grayish Yellow

MS: 25Y7/4



Front & Rear Elevation:

Remove and replace all siding and trim boards, replace any damaged exterior wood/plywood, wrap house with Tyvek, apply new LP Smart Board Ship Lap Siding, (with the same look and dimension), and ne LP Trim Boards.



**Klar Residence
1710 Bagley
Detroit, MI 48126**

North / Right Side

Remove and replace all vertical shingle siding and trim boards, replace any damaged exterior wood/plywood, wrap house with Tyvek, apply new LP Smart Board Ship Lap Siding, (with the same look and dimension), and ne LP Trim Boards.
Repair Eaves & overhang soffits as necessary
Reuse and secure gutters accordingly



**Klar Residence
1710 Bagley
Detroit, MI 48126**

South / Left Side:

Remove and replace all vertical shingle siding and trim boards, replace any damaged exterior wood/plywood, wrap house with Tyvek, apply new LP Smart Board Ship Lap Siding, (with the same look and dimension), and ne LP Trim Boards.
Repair Eaves & overhang soffits as necessary

