

NOTE: Based on the scope of work, additional documentation may be required. See www.detroitmi.gov/hdc for scope-specific requirements.

PROJECT DETAILS – TELL US ABOUT YOUR PROJECT

Instructions: Add project details using the text box in each section. If your details exceed the space provided, attach the details via the attachment icon for that section.

ePLANS PERMIT NUMBER:

(only applicable if you've already applied for permits through ePLANS)

n/a

GENERAL

1. DESCRIPTION OF EXISTING CONDITION

Please tell us about the current appearance and conditions of the areas you want to change. You may use a few sentences or attach a separate prepared document on the right. (For example, "existing roof on my garage is covered in gray asphalt shingles in poor condition.")

The existing windows are, with a few exceptions, painted and caulked shut, both inside and out. We believe that this was done to cover up extensive damage from water, smoke, and/or fire from a near-catastrophic fire that happened several decades ago. This means the windows (as they exist) are all inoperable; extensive moisture damage is present on some windows while others appear close to physically intact but still not operable. We have not encountered any functioning sash weights in existing windows that we have already replaced.

2. PHOTOGRAPHS

Help us understand your project. Please attach photographs of all areas where work is proposed.



3. DESCRIPTION OF PROJECT

In this box, tell us about what you want to do at the areas described above in box #1. (For example, "Install new asphalt shingle roofing at garage.")

We will be replacing the existing windows with Pella Reserve aluminum-clad solid wood windows, which will match the brick red color of the replacement windows we did previously on the third floor. These will be double-hung with double glazing units, low-E coating, and edges will be caulked and sealed to match the third floor windows. They will match existing light patterns.

4. DETAILED SCOPE OF WORK

In this box, please describe all steps necessary to complete the work described in box #3. (For example, "remove existing shingles, replace wood deck as necessary, replace wood eaves, install roof vents, replace rotted fascia boards, paint, clean worksite.")


We will remove the existing windows and replace them with new windows and finish trim and caulking/sealing to match existing windows. We do not anticipate having to replace sills or other trim pieces but will match existing setup if such a scenario arises. No additional exterior work is included in this project.

5. BROCHURES/CUT SHEETS

Please provide information on the products or materials you are proposing to install. For example, a brochure on the brand and color of the shingles proposed.



ADDITIONAL DETAILS

<p>6. WINDOWS/DOORS <i>Detailed photographs of window(s) and/or door(s) proposed for replacement showing the condition of the interior and exterior of the window(s) and/or door(s)</i></p>	



Invoice

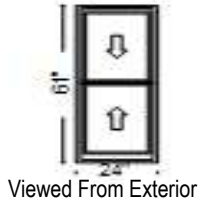
Phone: Fax:

Sales Rep Name: ABCSupply53, 6
Sales Rep Phone: 313-891-2902
Sales Rep E-Mail: William.johnson@abcsupply.com
Sales Rep Fax: 313-891-7707

Customer Information	Project/Delivery Address	Order Information				
ABC Supply - 00536 ABC SUPPLY 1 ABC PKWY BELOIT, WI 53511-4466 Primary Phone: (313) 8912902 Mobile Phone: Fax Number: (313) 8917707 E-Mail: Contact Name: Great Plains #: 2400536 Customer Number: 1008185700 Customer Account: 2400536	Nat Zorach 00536 ABC SUPPLY 1200 E. McNichols RD. Lot # HIGHLAND PARK, MI 48203 County: WAYNE Owner Name: ABC Supply - 00536 Owner Phone: (313) 8912902	Quote Name: Nat Zorach Order Number: P24 Quote Number: 18325944 Order Type: Non-Installed Sales Wall Depth: Payment Terms: C.O.D. Cust Delivery Date: 07/10/2024 Quoted Date: 6/19/2024 Contracted Date: Booked Date: Customer PO #: Nat Zorach				
		<table border="1"> <thead> <tr> <th>Accessories Managed</th> <th>Accessory Delivery Date</th> </tr> </thead> <tbody> <tr> <td> </td> <td> </td> </tr> </tbody> </table>	Accessories Managed	Accessory Delivery Date		
Accessories Managed	Accessory Delivery Date					

Line #	Location:	Attributes
--------	-----------	------------

10	*Omar South	Pella Reserve, Traditional Double Hung, 24 X 61, Brick Red	<u>Item Price</u>	<u>Qty</u>	<u>Ext'd Price</u>
			\$1,182.77	1	\$1,182.77

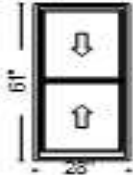


1: Non-Standard Size Non-Standard Size Double Hung, Equal
General Information: Standard, Luxury, Clad, Pine, 5", 3 11/16"
Exterior Color / Finish: Painted, Standard Enduraclad, Brick Red
Interior Color / Finish: Unfinished Interior
Sash / Panel: Putty Glaze, Ogee, Standard, No Sash Lugs
Glass: Insulated Dual Low-E Advanced Low-E Insulating Glass Argon Non High Altitude
Hardware Options: Cam-Action Lock, Champagne, No Window Opening Control Device, No Limited Opening Hardware, Order Sash Lift, No Integrated Sensor
Screen: Half Screen, Standard EnduraClad, Brick Red, Premium, InView™
Performance Information: U-Factor 0.29, SHGC 0.28, VLT 0.53, CPD PEL-N-232-01141-00001, Performance Class CW, PG 50, Calculated Positive DP Rating 50, Calculated Negative DP Rating 50, STC 28, OITC 24, Clear Opening Width 20.625, Clear Opening Height 26.062, Clear Opening Area 3.732839, Egress Does not meet typical United States egress, but may comply with local code requirements
Grille: No Grille,
Wrapping Information: No Exterior Trim, 4 9/16", 5 7/8", Standard Four Sided Jamb Extension, Factory Applied, Pella Recommended Clearance, Perimeter Length = 170".

Rough Opening: 24.75" X 61.75"

Line #	Location:	Attributes		
--------	-----------	------------	--	--

15	*Omar West	Pella Reserve, Traditional Double Hung, 28 X 61, Brick Red	<u>Item Price</u>	<u>Qty</u>	<u>Ext'd Price</u>
			\$1,225.32	2	\$2,450.64



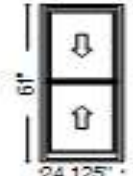
Viewed From Exterior

1: Non-Standard Size Non-Standard Size Double Hung, Equal
General Information: Standard, Luxury, Clad, Pine, 5", 3 11/16"
Exterior Color / Finish: Painted, Standard Enduraclad, Brick Red
Interior Color / Finish: Unfinished Interior
Sash / Panel: Putty Glaze, Ogee, Standard, No Sash Lugs
Glass: Insulated Dual Low-E Advanced Low-E Insulating Glass Argon Non High Altitude
Hardware Options: Cam-Action Lock, Champagne, No Window Opening Control Device, No Limited Opening Hardware, Order Sash Lift, No Integrated Sensor
Screen: Half Screen, Standard EnduraClad, Brick Red, Premium, InView™
Performance Information: U-Factor 0.29, SHGC 0.28, VLT 0.53, CPD PEL-N-232-01141-00001, Performance Class CW, PG 50, Calculated Positive DP Rating 50, Calculated Negative DP Rating 50, STC 28, OITC 24, Clear Opening Width 24.625, Clear Opening Height 26.062, Clear Opening Area 4.456783, Egress Does not meet typical United States egress, but may comply with local code requirements
Grille: No Grille,
Wrapping Information: No Exterior Trim, 4 9/16", 5 7/8", Standard Four Sided Jamb Extension, Factory Applied, Pella Recommended Clearance, Perimeter Length = 178".

Rough Opening: 28.75" X 61.75"

Line #	Location:	Attributes		
--------	-----------	------------	--	--

20	*Omar west	Pella Reserve, Traditional Double Hung, 24.125 X 61, Brick Red	<u>Item Price</u>	<u>Qty</u>	<u>Ext'd Price</u>
			\$1,193.41	3	\$3,580.23



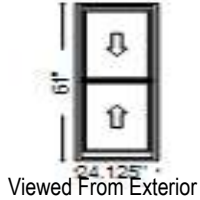
Viewed From Exterior

1: Non-Standard Size Non-Standard Size Double Hung, Equal
General Information: Standard, Luxury, Clad, Pine, 5", 3 11/16"
Exterior Color / Finish: Painted, Standard Enduraclad, Brick Red
Interior Color / Finish: Unfinished Interior
Sash / Panel: Putty Glaze, Ogee, Standard, No Sash Lugs
Glass: Insulated Dual Low-E Advanced Low-E Insulating Glass Argon Non High Altitude
Hardware Options: Cam-Action Lock, Champagne, No Window Opening Control Device, No Limited Opening Hardware, Order Sash Lift, No Integrated Sensor
Screen: Half Screen, Standard EnduraClad, Brick Red, Premium, InView™
Performance Information: U-Factor 0.29, SHGC 0.28, VLT 0.53, CPD PEL-N-232-01141-00001, Performance Class CW, PG 50, Calculated Positive DP Rating 50, Calculated Negative DP Rating 50, STC 28, OITC 24, Clear Opening Width 20.75, Clear Opening Height 26.062, Clear Opening Area 3.755462, Egress Does not meet typical United States egress, but may comply with local code requirements
Grille: No Grille,
Wrapping Information: No Exterior Trim, 4 9/16", 5 7/8", Standard Four Sided Jamb Extension, Factory Applied, Pella Recommended Clearance, Perimeter Length = 171".

Rough Opening: 24.875" X 61.75"

Line #	Location:	Attributes		
--------	-----------	------------	--	--

25	Omar west	Pella Reserve, Traditional Double Hung, 24.125 X 61, Brick Red	<u>Item Price</u>	<u>Qty</u>	<u>Ext'd Price</u>
			\$1,193.41	1	\$1,193.41

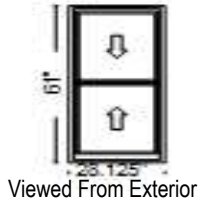


1: Non-Standard Size Non-Standard Size Double Hung, Equal
General Information: Standard, Luxury, Clad, Pine, 5", 3 11/16"
Exterior Color / Finish: Painted, Standard Enduraclad, Brick Red
Interior Color / Finish: Unfinished Interior
Sash / Panel: Putty Glaze, Ogee, Standard, No Sash Lugs
Glass: Insulated Dual Low-E Advanced Low-E Insulating Glass Argon Non High Altitude
Hardware Options: Cam-Action Lock, Champagne, No Window Opening Control Device, No Limited Opening Hardware, Order Sash Lift, No Integrated Sensor
Screen: Half Screen, Standard EnduraClad, Brick Red, Premium, InView™
Performance Information: U-Factor 0.29, SHGC 0.28, VLT 0.53, CPD PEL-N-232-01141-00001, Performance Class CW, PG 50, Calculated Positive DP Rating 50, Calculated Negative DP Rating 50, STC 28, OITC 24, Clear Opening Width 20.75, Clear Opening Height 26.062, Clear Opening Area 3.755462, Egress Does not meet typical United States egress, but may comply with local code requirements
Grille: No Grille,
Wrapping Information: No Exterior Trim, 4 9/16", 5 7/8", Standard Four Sided Jamb Extension, Factory Applied, Pella Recommended Clearance, Perimeter Length = 171".

Rough Opening: 24.875" X 61.75"

Line #	Location:	Attributes		
--------	-----------	------------	--	--

30	Guest brm	Pella Reserve, Traditional Double Hung, 28.125 X 61, Brick Red	<u>Item Price</u>	<u>Qty</u>	<u>Ext'd Price</u>
			\$1,235.96	2	\$2,471.92

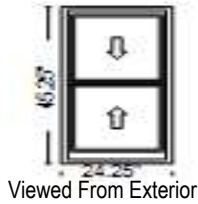


1: Non-Standard Size Non-Standard Size Double Hung, Equal
General Information: Standard, Luxury, Clad, Pine, 5", 3 11/16"
Exterior Color / Finish: Painted, Standard Enduraclad, Brick Red
Interior Color / Finish: Unfinished Interior
Sash / Panel: Putty Glaze, Ogee, Standard, No Sash Lugs
Glass: Insulated Dual Low-E Advanced Low-E Insulating Glass Argon Non High Altitude
Hardware Options: Cam-Action Lock, Champagne, No Window Opening Control Device, No Limited Opening Hardware, Order Sash Lift, No Integrated Sensor
Screen: Half Screen, Standard EnduraClad, Brick Red, Premium, InView™
Performance Information: U-Factor 0.29, SHGC 0.28, VLT 0.53, CPD PEL-N-232-01141-00001, Performance Class CW, PG 50, Calculated Positive DP Rating 50, Calculated Negative DP Rating 50, STC 28, OITC 24, Clear Opening Width 24.75, Clear Opening Height 26.062, Clear Opening Area 4.479406, Egress Does not meet typical United States egress, but may comply with local code requirements
Grille: No Grille,
Wrapping Information: No Exterior Trim, 4 9/16", 5 7/8", Standard Four Sided Jamb Extension, Factory Applied, Pella Recommended Clearance, Perimeter Length = 179".


Rough Opening: 28.875" X 61.75"

Line #	Location:	Attributes			
35	Kit Left / right	Pella Reserve, Traditional Double Hung, 32.25 X 57.5, Brick Red	<u>Item Price</u>	<u>Qty</u>	<u>Ext'd Price</u>
			\$1,214.37	2	\$2,428.74
		<p>1: Non-Standard Size Double Hung, Equal General Information: Standard, Luxury, Clad, Pine, 5", 3 11/16" Exterior Color / Finish: Painted, Standard Enduraclad, Brick Red Interior Color / Finish: Unfinished Interior Sash / Panel: Putty Glaze, Ogee, Standard, No Sash Lugs Glass: Insulated Dual Low-E Advanced Low-E Insulating Glass Argon Non High Altitude Hardware Options: Cam-Action Lock, Champagne, No Window Opening Control Device, No Limited Opening Hardware, Order Sash Lift, No Integrated Sensor Screen: Half Screen, Standard EnduraClad, Brick Red, Premium, InView™ Performance Information: U-Factor 0.29, SHGC 0.28, VLT 0.53, CPD PEL-N-232-01141-00001, Performance Class CW, PG 50, Calculated Positive DP Rating 50, Calculated Negative DP Rating 50, STC 28, OITC 24, Clear Opening Width 28.875, Clear Opening Height 24.312, Clear Opening Area 4.875062, Egress Does not meet typical United States egress, but may comply with local code requirements Grille: No Grille, Wrapping Information: No Exterior Trim, 4 9/16", 5 7/8", Standard Four Sided Jamb Extension, Factory Applied, Pella Recommended Clearance, Perimeter Length = 180".</p>			

Rough Opening: 33" X 58.25"


Line #	Location:	Attributes			
40	Front door	Pella Reserve, Traditional Double Hung, 24.25 X 45.25, Brick Red	<u>Item Price</u>	<u>Qty</u>	<u>Ext'd Price</u>
			\$1,033.85	1	\$1,033.85
		<p>1: Non-Standard Size Non-Standard Size Double Hung, Equal General Information: Standard, Luxury, Clad, Pine, 5", 3 11/16" Exterior Color / Finish: Painted, Standard Enduraclad, Brick Red Interior Color / Finish: Unfinished Interior Sash / Panel: Putty Glaze, Ogee, Standard, No Sash Lugs Glass: Insulated Dual Low-E Advanced Low-E Insulating Glass Argon Non High Altitude Hardware Options: Cam-Action Lock, Champagne, No Window Opening Control Device, No Limited Opening Hardware, Order Sash Lift, No Integrated Sensor Screen: Half Screen, Standard EnduraClad, Brick Red, Premium, InView™ Performance Information: U-Factor 0.29, SHGC 0.28, VLT 0.53, CPD PEL-N-232-01141-00001, Performance Class CW, PG 50, Calculated Positive DP Rating 50, Calculated Negative DP Rating 50, STC 28, OITC 24, Clear Opening Width 20.875, Clear Opening Height 18.187, Clear Opening Area 2.636483, Egress Does not meet typical United States egress, but may comply with local code requirements Grille: No Grille, Wrapping Information: No Exterior Trim, 4 9/16", 5 7/8", Standard Four Sided Jamb Extension, Factory Applied, Pella Recommended Clearance, Perimeter Length = 139".</p>			

Rough Opening: 25" X 46"

Line #	Location:	Attributes			
45	Living rm / South	Pella Reserve, Traditional Double Hung, 28 X 65.5, Brick Red	<u>Item Price</u>	<u>Qty</u>	<u>Ext'd Price</u>
			\$1,245.22	1	\$1,245.22
		<p>1: Non-Standard Size Double Hung, Equal General Information: Standard, Luxury, Clad, Pine, 5", 3 11/16" Exterior Color / Finish: Painted, Standard Enduraclad, Brick Red Interior Color / Finish: Unfinished Interior Sash / Panel: Putty Glaze, Ogee, Standard, No Sash Lugs Glass: Insulated Dual Low-E Advanced Low-E Insulating Glass Argon Non High Altitude Hardware Options: Cam-Action Lock, Champagne, No Window Opening Control Device, No Limited Opening Hardware, Order Sash Lift, No Integrated Sensor Screen: Half Screen, Standard EnduraClad, Brick Red, Premium, InView™ Performance Information: U-Factor 0.29, SHGC 0.28, VLT 0.53, CPD PEL-N-232-01141-00001, Performance Class CW, PG 50, Calculated Positive DP Rating 50, Calculated Negative DP Rating 50, STC 28, OITC 24, Clear Opening Width 24.625, Clear Opening Height 28.312, Clear Opening Area 4.841548, Egress Does not meet typical United States egress, but may comply with local code requirements Grille: No Grille, Wrapping Information: No Exterior Trim, 4 9/16", 5 7/8", Standard Four Sided Jamb Extension, Factory Applied, Pella Recommended Clearance, Perimeter Length = 187".</p>			

Viewed From Exterior

Rough Opening: 28.75" X 66.25"

Line #	Location:	Attributes			
50	Parlor/ right left	Pella Reserve, Traditional Double Hung, 28 X 65.5, Brick Red	<u>Item Price</u>	<u>Qty</u>	<u>Ext'd Price</u>
			\$1,245.22	2	\$2,490.44
		<p>1: Non-Standard Size Double Hung, Equal General Information: Standard, Luxury, Clad, Pine, 5", 3 11/16" Exterior Color / Finish: Painted, Standard Enduraclad, Brick Red Interior Color / Finish: Unfinished Interior Sash / Panel: Putty Glaze, Ogee, Standard, No Sash Lugs Glass: Insulated Dual Low-E Advanced Low-E Insulating Glass Argon Non High Altitude Hardware Options: Cam-Action Lock, Champagne, No Window Opening Control Device, No Limited Opening Hardware, Order Sash Lift, No Integrated Sensor Screen: Half Screen, Standard EnduraClad, Brick Red, Premium, InView™ Performance Information: U-Factor 0.29, SHGC 0.28, VLT 0.53, CPD PEL-N-232-01141-00001, Performance Class CW, PG 50, Calculated Positive DP Rating 50, Calculated Negative DP Rating 50, STC 28, OITC 24, Clear Opening Width 24.625, Clear Opening Height 28.312, Clear Opening Area 4.841548, Egress Does not meet typical United States egress, but may comply with local code requirements Grille: No Grille, Wrapping Information: No Exterior Trim, 4 9/16", 5 7/8", Standard Four Sided Jamb Extension, Factory Applied, Pella Recommended Clearance, Perimeter Length = 187".</p>			

Viewed From Exterior

Rough Opening: 28.75" X 66.25"

Line #	Location:	Attributes			
55	Parlor / center	Pella Reserve, Traditional Double Hung, 40 X 65, Brick Red	<u>Item Price</u>	<u>Qty</u>	<u>Ext'd Price</u>
			\$1,382.54	1	\$1,382.54
		<p>1: Non-Standard Size Double Hung, Equal General Information: Standard, Luxury, Clad, Pine, 5", 3 11/16" Exterior Color / Finish: Painted, Standard Enduraclad, Brick Red Interior Color / Finish: Unfinished Interior Sash / Panel: Putty Glaze, Ogee, Standard, No Sash Lugs Glass: Insulated Dual Low-E Advanced Low-E Insulating Glass Argon Non High Altitude Hardware Options: Cam-Action Lock, Champagne, No Window Opening Control Device, No Limited Opening Hardware, Order Sash Lift, No Integrated Sensor Screen: Half Screen, Standard EnduraClad, Brick Red, Premium, InView™ Performance Information: U-Factor 0.29, SHGC 0.28, VLT 0.53, CPD PEL-N-232-01141-00001, Performance Class CW, PG 50, Calculated Positive DP Rating 50, Calculated Negative DP Rating 50, STC 28, OITC 24, Clear Opening Width 36.625, Clear Opening Height 28.062, Clear Opening Area 7.137297, Egress Meets Typical 5.7 sqft (E) (United States Only) Grille: No Grille, Wrapping Information: No Exterior Trim, 4 9/16", 5 7/8", Standard Four Sided Jamb Extension, Factory Applied, Pella Recommended Clearance, Perimeter Length = 210".</p>			

Viewed From Exterior

Rough Opening: 40.75" X 65.75"

Line #	Location:	Attributes			
60	Dining rm left rig	Pella Reserve, Traditional Double Hung, 30.25 X 65, Brick Red	<u>Item Price</u>	<u>Qty</u>	<u>Ext'd Price</u>
			\$1,265.79	2	\$2,531.58
		<p>1: Non-Standard Size Double Hung, Equal General Information: Standard, Luxury, Clad, Pine, 5", 3 11/16" Exterior Color / Finish: Painted, Standard Enduraclad, Brick Red Interior Color / Finish: Unfinished Interior Sash / Panel: Putty Glaze, Ogee, Standard, No Sash Lugs Glass: Insulated Dual Low-E Advanced Low-E Insulating Glass Argon Non High Altitude Hardware Options: Cam-Action Lock, Champagne, No Window Opening Control Device, No Limited Opening Hardware, Order Sash Lift, No Integrated Sensor Screen: Half Screen, Standard EnduraClad, Brick Red, Premium, InView™ Performance Information: U-Factor 0.29, SHGC 0.28, VLT 0.53, CPD PEL-N-232-01141-00001, Performance Class CW, PG 50, Calculated Positive DP Rating 50, Calculated Negative DP Rating 50, STC 28, OITC 24, Clear Opening Width 26.875, Clear Opening Height 28.062, Clear Opening Area 5.237266, Egress Meets Typical for ground floor 5.0 sqft (E1) (United States Only) Grille: No Grille, Wrapping Information: No Exterior Trim, 4 9/16", 5 7/8", Standard Four Sided Jamb Extension, Factory Applied, Pella Recommended Clearance, Perimeter Length = 191".</p>			


Viewed From Exterior

Rough Opening: 31" X 65.75"

Line #	Location:	Attributes			
65	Dining rm / east	Pella Reserve, Traditional Double Hung, 24.25 X 65, Brick Red	<u>Item Price</u>	<u>Qty</u>	<u>Ext'd Price</u>
			\$1,235.96	1	\$1,235.96
		<p>1: Non-Standard Size Double Hung, Equal General Information: Standard, Luxury, Clad, Pine, 5", 3 11/16" Exterior Color / Finish: Painted, Standard Enduraclad, Brick Red Interior Color / Finish: Unfinished Interior Sash / Panel: Putty Glaze, Ogee, Standard, No Sash Lugs Glass: Insulated Dual Low-E Advanced Low-E Insulating Glass Argon Non High Altitude Hardware Options: Cam-Action Lock, Champagne, No Window Opening Control Device, No Limited Opening Hardware, Order Sash Lift, No Integrated Sensor Screen: Half Screen, Standard EnduraClad, Brick Red, Premium, InView™ Performance Information: U-Factor 0.29, SHGC 0.28, VLT 0.53, CPD PEL-N-232-01141-00001, Performance Class CW, PG 50, Calculated Positive DP Rating 50, Calculated Negative DP Rating 50, STC 28, OITC 24, Clear Opening Width 20.875, Clear Opening Height 28.062, Clear Opening Area 4.068016, Egress Does not meet typical United States egress, but may comply with local code requirements Grille: No Grille, Wrapping Information: No Exterior Trim, 4 9/16", 5 7/8", Standard Four Sided Jamb Extension, Factory Applied, Pella Recommended Clearance, Perimeter Length = 179".</p>			

Viewed From Exterior

Rough Opening: 25" X 65.75"

Line #	Location:	Attributes			
70	back stair	Pella Reserve, Traditional Double Hung, 24 X 61, Brick Red	<u>Item Price</u>	<u>Qty</u>	<u>Ext'd Price</u>
			\$1,182.77	1	\$1,182.77
		<p>1: Non-Standard Size Non-Standard Size Double Hung, Equal General Information: Standard, Luxury, Clad, Pine, 5", 3 11/16" Exterior Color / Finish: Painted, Standard Enduraclad, Brick Red Interior Color / Finish: Unfinished Interior Sash / Panel: Putty Glaze, Ogee, Standard, No Sash Lugs Glass: Insulated Dual Low-E Advanced Low-E Insulating Glass Argon Non High Altitude Hardware Options: Cam-Action Lock, Champagne, No Window Opening Control Device, No Limited Opening Hardware, Order Sash Lift, No Integrated Sensor Screen: Half Screen, Standard EnduraClad, Brick Red, Premium, InView™ Performance Information: U-Factor 0.29, SHGC 0.28, VLT 0.53, CPD PEL-N-232-01141-00001, Performance Class CW, PG 50, Calculated Positive DP Rating 50, Calculated Negative DP Rating 50, STC 28, OITC 24, Clear Opening Width 20.625, Clear Opening Height 26.062, Clear Opening Area 3.732839, Egress Does not meet typical United States egress, but may comply with local code requirements Grille: No Grille, Wrapping Information: No Exterior Trim, 4 9/16", 5 7/8", Standard Four Sided Jamb Extension, Factory Applied, Pella Recommended Clearance, Perimeter Length = 170".</p>			

Viewed From Exterior

Rough Opening: 24.75" X 61.75"

Line #	Location:	Attributes		
--------	-----------	------------	--	--

75	Stair left	Pella Reserve, Traditional Double Hung, 20.25 X 53, Brick Red	<u>Item Price</u>	<u>Qty</u>	<u>Ext'd Price</u>
			\$1,677.69	1	\$1,677.69



Viewed From Exterior

1: Non-Standard Size Double Hung, Equal

General Information: Standard, Luxury, Clad, Pine, 5", 3 11/16"
Exterior Color / Finish: Painted, Standard Enduraclad, Brick Red
Interior Color / Finish: Unfinished Interior

Sash / Panel: Putty Glaze, Ogee, Standard, No Sash Lugs

Glass: Insulated Dual Low-E Advanced Low-E Insulating Glass Argon Non High Altitude

Hardware Options: Cam-Action Lock, Champagne, No Window Opening Control Device, No Limited Opening Hardware, Order Sash Lift, No Integrated Sensor

Screen: Half Screen, Standard EnduraClad, Brick Red, Premium, InView™

Performance Information: U-Factor 0.29, SHGC 0.28, VLT 0.53, CPD PEL-N-232-01141-00001, Performance Class CW, PG 50, Calculated Positive DP Rating 50, Calculated Negative DP Rating 50, STC 28, OITC 24, Clear Opening Width 16.875, Clear Opening Height 22.062, Clear Opening Area 2.585391, Egress Does not meet typical United States egress, but may comply with local code requirements

Grille: No Grille,

Wrapping Information: No Exterior Trim, 4 9/16", 5 7/8", Standard Four Sided Jamb Extension, Factory Applied, Pella Recommended Clearance, Perimeter Length = 147".

Rough Opening: 21" X 53.75"

Line #	Location:	Attributes		
--------	-----------	------------	--	--

80	Stair right	Pella Reserve, Traditional Double Hung, 20.25 X 53, Brick Red	<u>Item Price</u>	<u>Qty</u>	<u>Ext'd Price</u>
			\$1,677.69	1	\$1,677.69



Viewed From Exterior

1: Non-Standard Size Double Hung, Equal

General Information: Standard, Luxury, Clad, Pine, 5", 3 11/16"
Exterior Color / Finish: Painted, Standard Enduraclad, Brick Red
Interior Color / Finish: Unfinished Interior

Sash / Panel: Putty Glaze, Ogee, Standard, No Sash Lugs

Glass: Insulated Dual Low-E Advanced Low-E Insulating Glass Argon Non High Altitude

Hardware Options: Cam-Action Lock, Champagne, No Window Opening Control Device, No Limited Opening Hardware, Order Sash Lift, No Integrated Sensor

Screen: Half Screen, Standard EnduraClad, Brick Red, Premium, InView™

Performance Information: U-Factor 0.29, SHGC 0.28, VLT 0.53, CPD PEL-N-232-01141-00001, Performance Class CW, PG 50, Calculated Positive DP Rating 50, Calculated Negative DP Rating 50, STC 28, OITC 24, Clear Opening Width 16.875, Clear Opening Height 22.062, Clear Opening Area 2.585391, Egress Does not meet typical United States egress, but may comply with local code requirements

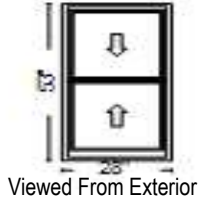
Grille: No Grille,

Wrapping Information: No Exterior Trim, 4 9/16", 5 7/8", Standard Four Sided Jamb Extension, Factory Applied, Pella Recommended Clearance, Perimeter Length = 147".

Rough Opening: 21" X 53.75"

Line #	Location:	Attributes		
--------	-----------	------------	--	--

85	Stair center	Pella Reserve, Traditional Double Hung, 28 X 53, Brick Red	<u>Item Price</u> \$1,140.22	<u>Qty</u> 1	<u>Ext'd Price</u> \$1,140.22
----	--------------	---	---------------------------------	-----------------	----------------------------------



Viewed From Exterior

1: Non-Standard Size Double Hung, Equal

General Information: Standard, Luxury, Clad, Pine, 5", 3 11/16"
Exterior Color / Finish: Painted, Standard Enduraclad, Brick Red
Interior Color / Finish: Unfinished Interior

Sash / Panel: Putty Glaze, Ogee, Standard, No Sash Lugs

Glass: Insulated Dual Low-E Advanced Low-E Insulating Glass Argon Non High Altitude

Hardware Options: Cam-Action Lock, Champagne, No Window Opening Control Device, No Limited Opening Hardware, Order Sash Lift, No Integrated Sensor

Screen: Half Screen, Standard EnduraClad, Brick Red, Premium, InView™

Performance Information: U-Factor 0.29, SHGC 0.28, VLT 0.53, CPD PEL-N-232-01141-00001, Performance Class CW, PG 50, Calculated Positive DP Rating 50, Calculated Negative DP Rating 50, STC 28, OITC 24, Clear Opening Width 24.625, Clear Opening Height 22.062, Clear Opening Area 3.772755, Egress Does not meet typical United States egress, but may comply with local code requirements

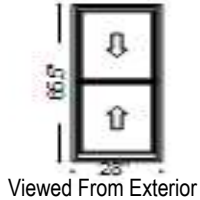
Grille: No Grille,

Wrapping Information: No Exterior Trim, 4 9/16", 5 7/8", Standard Four Sided Jamb Extension, Factory Applied, Pella Recommended Clearance, Perimeter Length = 162".

Rough Opening: 28.75" X 53.75"

Line #	Location:	Attributes		
--------	-----------	------------	--	--

90	Library north	Pella Reserve, Traditional Double Hung, 28 X 65.5, Brick Red	<u>Item Price</u> \$1,245.22	<u>Qty</u> 1	<u>Ext'd Price</u> \$1,245.22
----	---------------	---	---------------------------------	-----------------	----------------------------------



Viewed From Exterior

1: Non-Standard Size Double Hung, Equal

General Information: Standard, Luxury, Clad, Pine, 5", 3 11/16"
Exterior Color / Finish: Painted, Standard Enduraclad, Brick Red
Interior Color / Finish: Unfinished Interior

Sash / Panel: Putty Glaze, Ogee, Standard, No Sash Lugs

Glass: Insulated Dual Low-E Advanced Low-E Insulating Glass Argon Non High Altitude

Hardware Options: Cam-Action Lock, Champagne, No Window Opening Control Device, No Limited Opening Hardware, Order Sash Lift, No Integrated Sensor

Screen: Half Screen, Standard EnduraClad, Brick Red, Premium, InView™

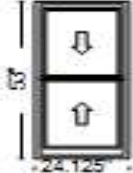
Performance Information: U-Factor 0.29, SHGC 0.28, VLT 0.53, CPD PEL-N-232-01141-00001, Performance Class CW, PG 50, Calculated Positive DP Rating 50, Calculated Negative DP Rating 50, STC 28, OITC 24, Clear Opening Width 24.625, Clear Opening Height 28.312, Clear Opening Area 4.841548, Egress Does not meet typical United States egress, but may comply with local code requirements

Grille: No Grille,

Wrapping Information: No Exterior Trim, 4 9/16", 5 7/8", Standard Four Sided Jamb Extension, Factory Applied, Pella Recommended Clearance, Perimeter Length = 187".

Rough Opening: 28.75" X 66.25"

Line #	Location:	Attributes	Item Price	Qty	Ext'd Price
100	Pantry	Pella Reserve, Traditional Double Hung, 24.125 X 53, Brick Red	\$1,108.31	1	\$1,108.31



Viewed From Exterior

1: Non-Standard Size Double Hung, Equal

General Information: Standard, Luxury, Clad, Pine, 5", 3 11/16"

Exterior Color / Finish: Painted, Standard Enduraclad, Brick Red

Interior Color / Finish: Unfinished Interior

Sash / Panel: Putty Glaze, Ogee, Standard, No Sash Lugs

Glass: Insulated Dual Low-E Advanced Low-E Insulating Glass Argon Non High Altitude

Hardware Options: Cam-Action Lock, Champagne, No Window Opening Control Device, No Limited Opening Hardware, Order Sash Lift, No Integrated Sensor

Screen: Half Screen, Standard EnduraClad, Brick Red, Premium, InView™

Performance Information: U-Factor 0.29, SHGC 0.28, VLT 0.53, CPD PEL-N-232-01141-00001, Performance Class CW, PG 50, Calculated Positive DP Rating 50, Calculated Negative DP Rating 50, STC 28, OITC 24, Clear Opening Width 20.75, Clear Opening Height 22.062, Clear Opening Area 3.179073, Egress Does not meet typical United States egress, but may comply with local code requirements

Grille: No Grille,

Wrapping Information: No Exterior Trim, 4 9/16", 5 7/8", Standard Four Sided Jamb Extension, Factory Applied, Pella Recommended Clearance, Perimeter Length = 155".


Rough Opening: 24.875" X 53.75"

Thank You For Purchasing Pella® Products

Order Totals	
Taxable Subtotal	\$31,259.20
Sales Tax @ 6%	\$1,875.55
Non-taxable Subtotal	\$0.00
Total	\$33,134.75
Deposit Received	\$0.00
Amount Due	\$33,134.75

PELLA® RESERVE™ – TRADITIONAL
WOOD DOUBLE-HUNG WINDOW

JUMP TO..



PELLA® RESERVE™ – TRADITIONAL
Wood Double-Hung Window

3.57 ★★★★★ [352 Reviews](#)

Create the traditional look your historic renovation, new construction or replacement project requires with a traditional wood or aluminum-clad wood double-hung window. This Pella Reserve window proves our uncompromised attention to detail with historic putty profiles, through-stile construction, innovative grilles and authentic spoon-lock hardware.

- Winner of 2019 Most Innovative Window from Window and Door Magazine with optional Integrated Rolscreen® retractable screen that appears when you open the window and rolls away when you close it.
- Pella Reserve products have been reviewed and approved on a case-by-case basis by the National Park Service for use on projects with historic tax credits.
- Innovative sash lugs can be added to the exterior to create the authentic look, while maintaining modern tilting functionality for easy cleaning.

PURCHASING OPTIONS ⓘ

Based on

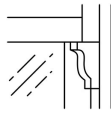
Free In-Home Consultation ●
Available

SCHEDULE CONSULTATION

Visit your Pella Showroom ●
Available at [Pella Window and Door Showroom of New York, NY](#)
0.10 miles from you

GET DIRECTIONS

Reserve - Traditional Double-Hung Window Features



Historic Architectural Integrity

Design Options

MATERIALS

Pella Reserve products offers exquisite wood types to enhance your home's design. [Learn more about materials.](#) And, we stand behind them with a [Limited Lifetime warranty.](#)

Materials | Custom Materials

Materials



Pine



Unfinished Mahogany



Douglas Fir

TIPS FOR PROS

Materials

Pella's EnduraGuard® wood protection formula has three active ingredients. This powerful combination, together with our immersion-treatment method, helps ensure strong protection on every exterior wood surface of our products. The result is advanced protection against the effects of moisture, decay and stains from mold and mildew.

Downloads & Specifications

Design & Performance - Wood



Specifications - Wood



2D Cross Section - Wood



Design & Performance - Clad/Wood



Specifications - Clad/Wood



2D Cross Section - Clad/Wood



Design & Performance - Impact Resistant	+	Specifications - Impact Resistant	+
2D Cross Section - Impact Resistant	+	2D Elevation - Wood	+
2D Elevation - Clad/Wood	+	2D Elevation - Impact Resistant	+
3D & BIM - Clad/Wood	+	3D & BIM - Wood	+
Sell Sheets	+		

ADD TO YOUR NEXT PROJECT

Install 3.15x Faster with Pella® Steady Set™⁴⁸

Get your hands on the fastest, most labor efficient wood window installation system with uncompromising quality.⁴⁶ Add it to your next project at no added cost.

TRY STEADY SET



RESERVE - TRADITIONAL DOUBLE-HUNG WINDOW SPECS & INSTALL DETAILS

- Exudes the tenets of traditional design with putty profiles, through-stile construction and Integral Light Technology® grilles
- Performance rating of CW40-CW50 and STC of 28-35
- Available in sizes up to 48" x 96" in 1/8" increments, with equal, cottage and custom splits
- Optional self-storing Integrated Rolscreen appears when the double-hung window is opened and rolls away when it is closed
- Installation and frame options include [Steady Set](#), Fold-out Fin, Block Frame and EnduraClad Exterior Trim/Brickmould

Frame

- Components are assembled with screws, staples and concealed corner locks.
- Overall frame depth is 5" (127mm) for a wall depth of 3-11/16" (94mm).
- Optional factory applied jamb extensions available between 3-13/16" (97mm) and 9-3/16" (233mm).
- Vinyl jamb liner with wood / clad inserts.
- Optional factory installed fold-out installation fins with flexible fin corners. Optional factory-applied EnduraClad® exterior trim.

Sash

- Corners mortised and tenoned, glued and secured with metal fasteners.
- Sash thickness is 1-7/8" (47mm).
- Upper sash has surface-mounted wash locks for easy tilt-in cleaning. Arch Head units have no wash locks
- Lower sash has concealed wash locks in lower check rail allowing sash to tilt in for easy cleaning.
- Simulated-Hung units have non-operable upper and lower sashes
- Sash exterior profile is ogee or putty glaze, interior profile is ogee.

Exterior

- Aluminum clad exteriors shall be finished with EnduraClad® protective finish, in a multi-step, baked-on finish.
- Aluminum clad exteriors shall be finished with EnduraClad Plus protective finish with 70% fluoropolymer resin in a multi-step, baked-on finish.

Hardware

- Galvanized block-and-tackle balances are connected to self-locking balance shoes which are connected to the sashes using zinc die cast terminals and concealed within the frame.
- Sash lock- standard (cam-action, historic spoon-style, air-conditioner lock)
- Simulated lock - Single-piece lock ties upper and lower sash together. When removed lower sash becomes operable
- Two sash locks on units with frame width 37" and greater. Optional sash lift furnished for field installation. Two lifts on units with frame width 37" and greater.

Integrated

Rolscreen®

(For rectangular units only) Retractable screen integrated into lower sash or both upper and lower sash. Screen rollers are fixed and concealed within the frame, screen is held to the sash by magnets which release when the bottom sash is tilted for cleaning, and when the upper sash is opened past 18". InView Screen cloth, black vinyl-coated 18/18 mesh fiberglass screen cloth complying with ASTM D 3656 and the performance requirements of SMA 1201.

Other Screens

- InView™ screens - black vinyl-coated 18/18 mesh fiberglass screen cloth complying with the performance requirements of SMA 1201. Full screen spreader bar placed on units > 37" width or > 65" height.
- Vivid View® screens - PVDF 21 / 17 mesh, minimum 78 percent light transmissive screen. Full screen spreader bar placed on units > 37" width or > 65" height.

Pella Reserve Reviews

SEE ALL REVIEWS

August 15, 2022

★☆☆☆☆

Why Choose Pella

Quality and reputation

Memorable Aspects

Pella had promised a large team of installers. Only 2 showed up late and could not finish the job because there were only two people for three product installations

Darryl C.



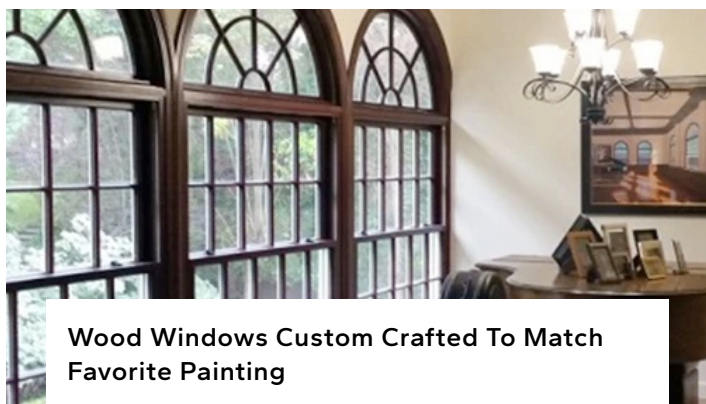


PELLA® RESERVE™

Bring your vision to life with authentic traditional and contemporary window and door designs. With uncompromised attention to detail, these windows are created for those who refuse to settle for anything less than extraordinary.

[DISCOVER PELLA RESERVE WINDOWS](#)

Pella Reserve Double-Hung Window Inspiration



Wood Windows Custom Crafted To Match Favorite Painting



Wood Double-Hung Windows Enhance Craftsman Design

Other Pella Reserve - Traditional Products



PELLA® RESERVE™ - TRADITIONAL
Arched

Talk To A Pella Rep For Pricing

[VIEW DETAILS](#)



Wood Window Tips & Advice

[SEE ALL WINDOW TIPS & ADVICE](#)



Everything You Need to Know About Wood Windows


Wood windows are classic, beautiful and built to last. Learn about why homeowners have been selecting wood windows for years.



What You Need to Know About Staining Wood Windows

Read through these wood window staining tips and get guidance for your next project from the window experts at Pella.

Compare Double-Hung Windows





[Energy Methodology](#)

[Privacy Policy](#)

[Terms of Use](#)

[Product Performance](#)

[Website Accessibility Statement](#)

[California Supply Chain Act](#)

[California Rights Policy](#)

[California Collection Notice](#)

[Pella Individual Rights Request](#)

© 2024 Pella Corporation. All rights reserved.





It says it's optional but it's requiring that I submit something for this. Since I'm not at home I can't attach anything else other than the google street view photo I attached (which shows 3 of the windows from the outside).