

NOTE: Based on the scope of work, additional documentation may be required. See www.detroitmi.gov/hdc for scope-specific requirements.

PROJECT DETAILS – TELL US ABOUT YOUR PROJECT

Instructions: Add project details using the text box in each section. If your details exceed the space provided, attach the details via the attachment icon for that section.

ePLANS PERMIT NUMBER:

(only applicable if you've already applied for permits through ePLANS)

N/a

GENERAL

1. DESCRIPTION OF EXISTING CONDITION

Please tell us about the current appearance and conditions of the areas you want to change. You may use a few sentences or attach a separate prepared document on the right. (For example, "existing roof on my garage is covered in gray asphalt shingles in poor condition.")

See attached document.



2. PHOTOGRAPHS

Help us understand your project. Please attach photographs of all areas where work is proposed.



3. DESCRIPTION OF PROJECT

In this box, tell us about what you want to do at the areas described above in box #1. (For example, "Install new asphalt shingle roofing at garage.")

Paint all existing window trim and porch pillars in black (Color System E) for 20th Century Composite.

4. DETAILED SCOPE OF WORK

In this box, please describe all steps necessary to complete the work described in box #3. (For example, "remove existing shingles, replace wood deck as necessary, replace wood eaves, install roof vents, replace rotted fascia boards, paint, clean worksite.")

Remove temporary white vinyl window trim.
Wipe down all existing window trim with mildewcide.
Sand trim, as necessary.
Apply sealant, as necessary.
Prim and paint existing wood window trim.
Paint front and rear porch pillars.

5. BROCHURES/CUT SHEETS

Please provide information on the products or materials you are proposing to install. For example, a brochure on the brand and color of the shingles proposed.





ADDITIONAL DETAILS

BEHR PREMIUM PLUS

1 gal. #BNC-38 Spade Black Semi-Gloss Enamel Exterior Paint & Primer

★★★★★ (4288) Questions & Answers (401)



BULK PRICE ELIGIBLE **\$39.18** ~~\$48.98~~ Save \$9.80 (20%) Buy 5 or more \$44.00

20% off Gold Pro Paint Rewards



Pay **\$14.18** after **\$25 OFF** your total qualifying purchase upon opening a new card. [i](#)

[Apply for a Pro Xtra Credit Card](#)

- 100% acrylic, low VOC formula
- Resists moisture, fading and stains
- Easy to apply and provides uniform color
- [View More Details](#)

Detroit 7 Mile/Meyers Store

✓ 32 in stock Aisle 46, Bay 003

Paint Type: **Exterior Paint** [Help Me Choose](#)



Interior Paint



Exterior Paint

Brand Name: **BEHR PREMIUM PLUS** [Help Me Choose](#)

BEHR DYNASTY

BEHR MARQUEE

BEHR ULTRA

BEHR PREMIUM PLUS













1450 Seyburn, Detroit, MI 48214

Description of Existing Condition

The home was purchased in May 2023. The following exterior work appears to have been carried out prior to that time by the previous owner(s):

- a) Replacement of asphalt shingle roof.
- b) Installation of vinyl windows throughout.
- c) Demolition of porch, brick surround, and pillar.
- d) Demolition of porch awning.
- e) Rebuilding of porch with cinder block surround.
- f) Rebuilding and painting (dark brown) of porch awning;
- g) Removal of all window trim and partial painting lower front window trim in gray.
- h) First and second floor addition at the rear of the house.

A review of Google Street View shows that most of this work was carried out in stages between 2018-2019. The house appears to have then sat vacant and unfinished for the next 4 years. A review of Zillow from May 2023 shows the home in the same or similar state to 2019. Photos are included below.

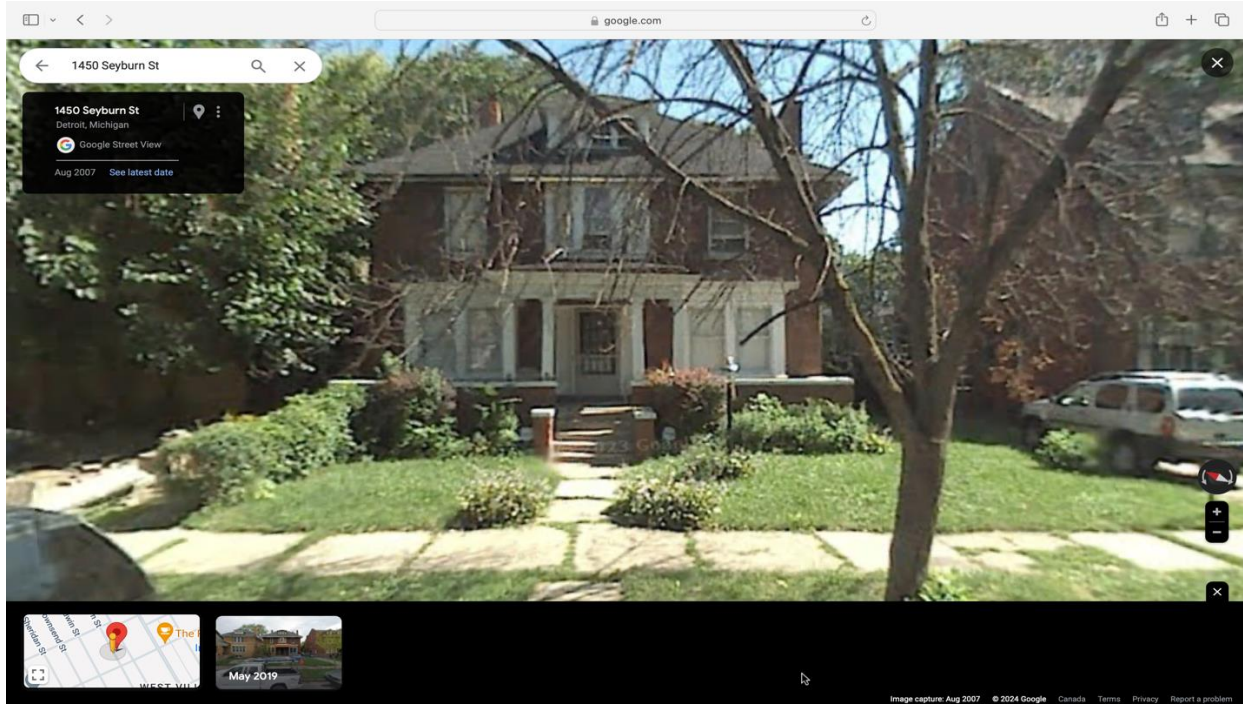
Steps taken by current owners:

- a) Affixed temporary white vinyl trim to two front first floor windows.
- b) Restored porch surround with reclaimed red bricks, poured cement porch cap, installed iron railings to porch steps.
- c) Sealed cracks on front walkway.
- d) Installed temporary particle board painted black around front door trim.
- e) Poured porch cement cap to back porch.

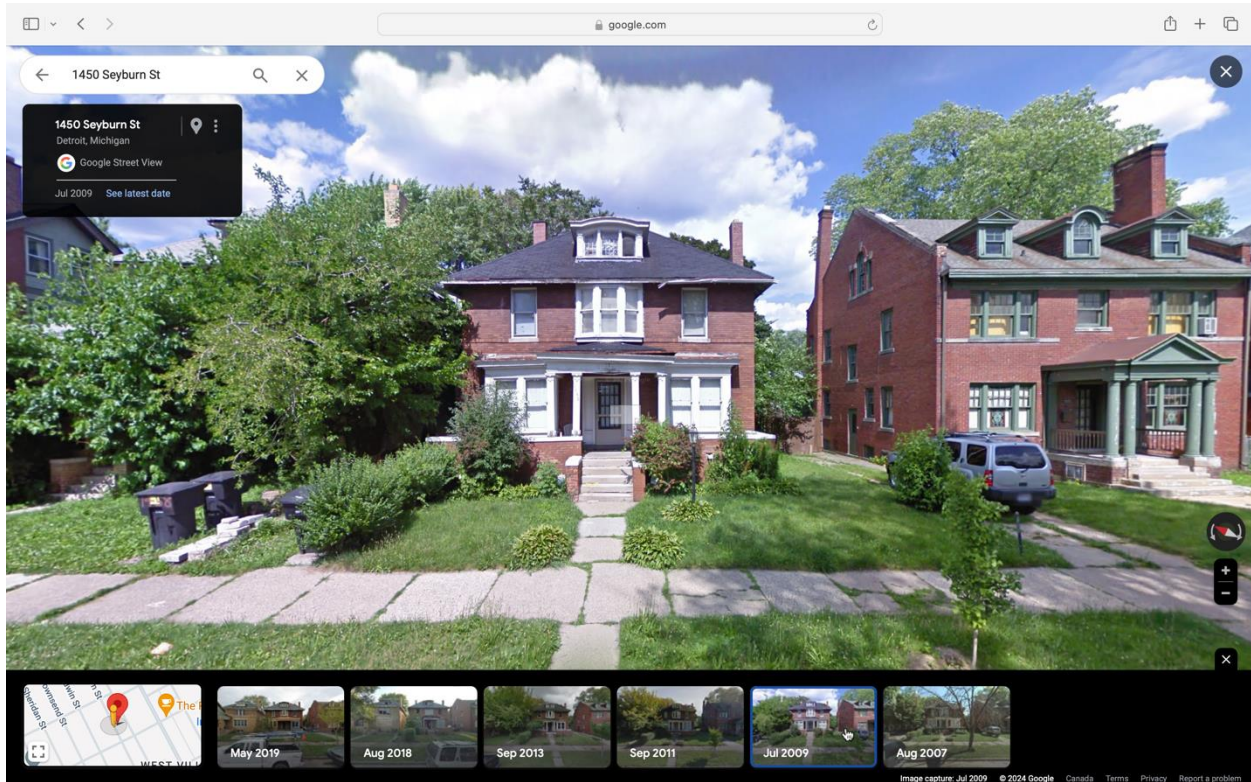
We have included photos of the home from 2007-2024:

1. August 2007
2. July 2009
3. September 2011
4. September 2013
5. August 2018 (front and side)
6. May 2019 (front and side)
7. May 2023
8. June 2024

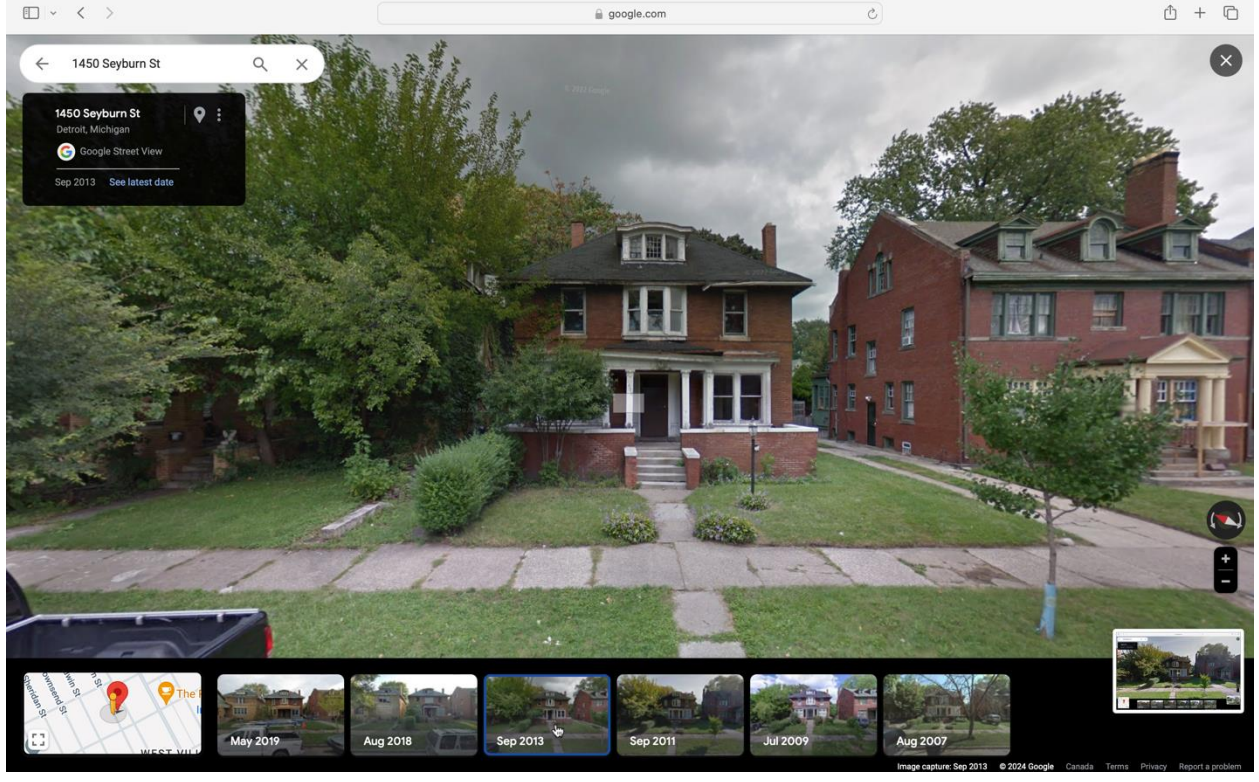
August 2007:



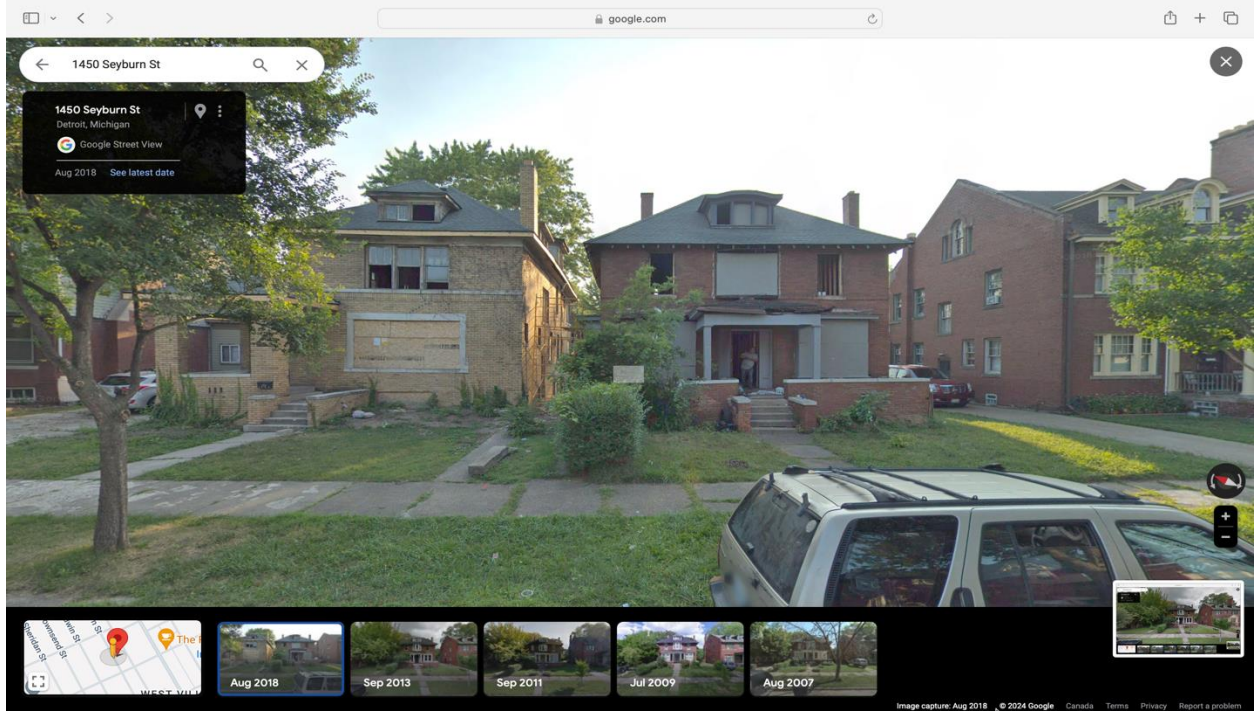
July 2009:




September 2011:



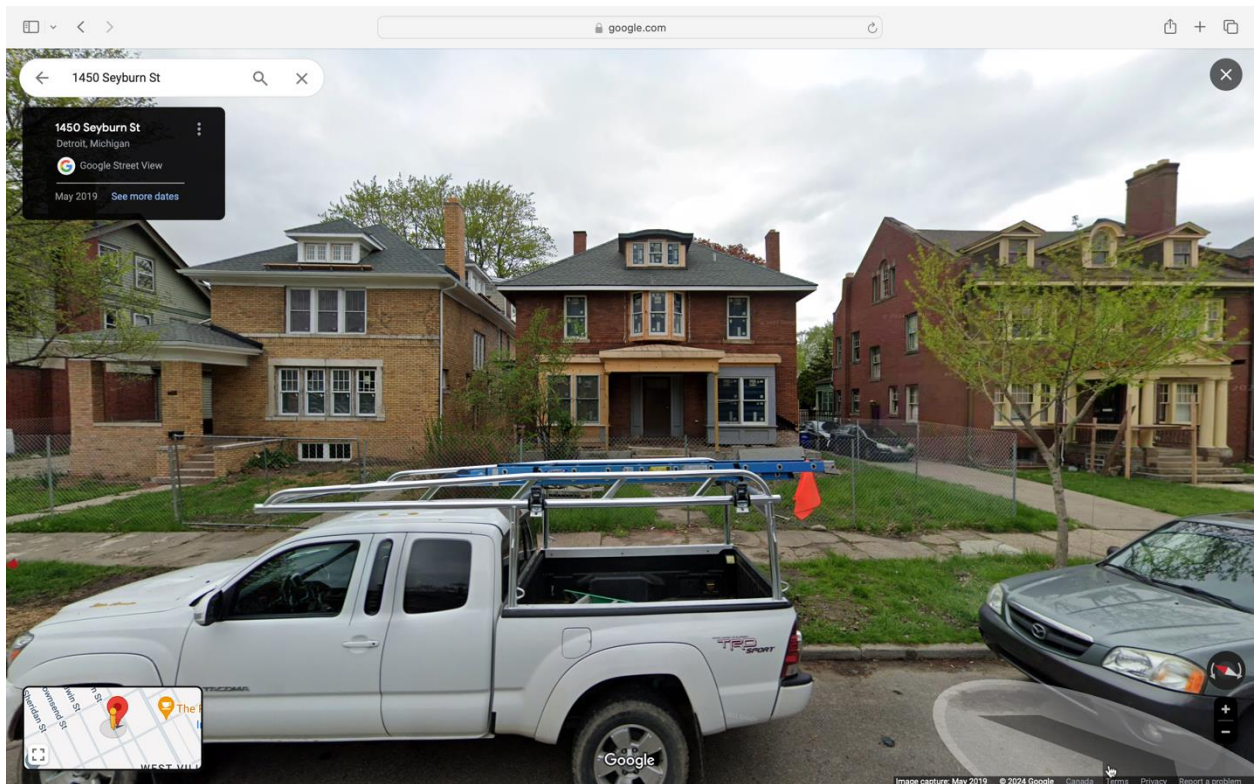
August 2018 (front view):



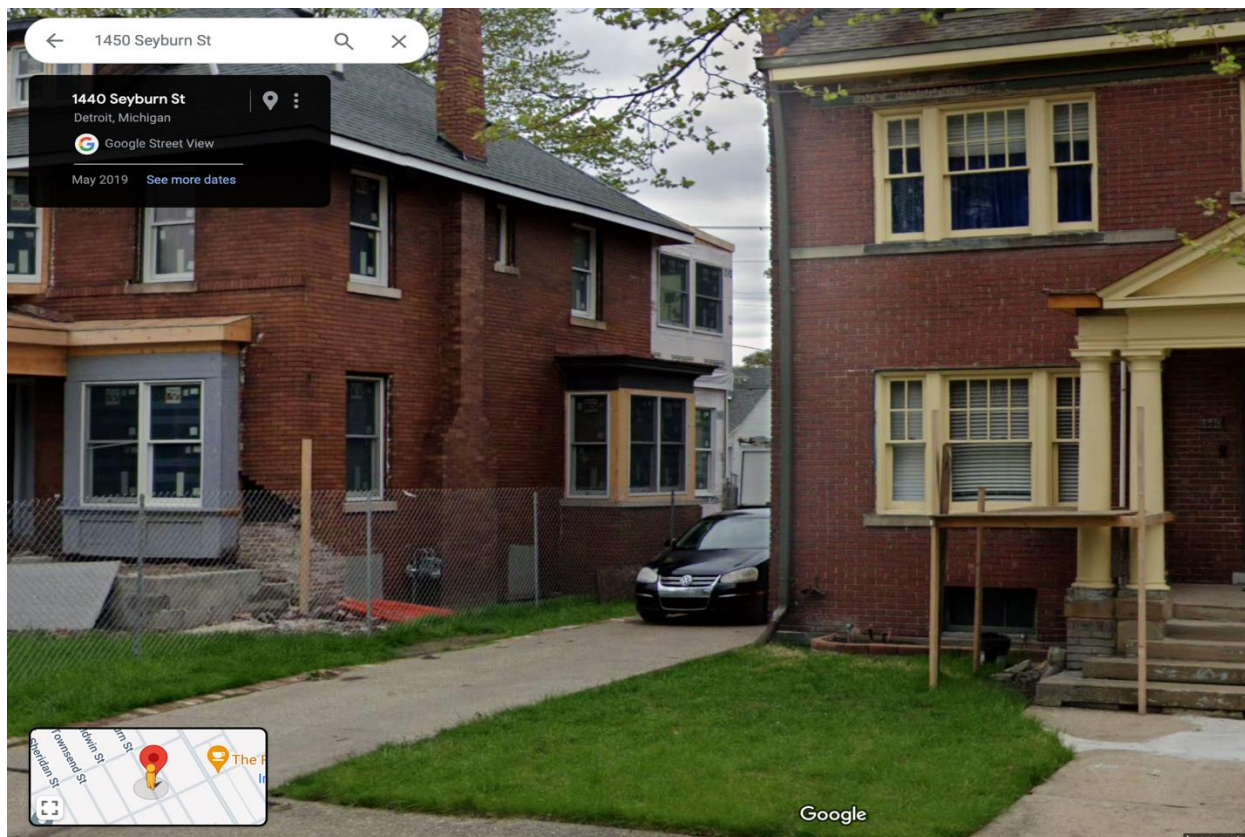
August 2018 (side view – no extension at rear):



May 2019 (front view -



May 2019 (side view with extension at rear):



May 2023 (time of purchase):



Zillow App

★★★★★ 6.6M Ratings

Open App



3 bd | 3 ba | 2,146 sqft

1450 Seyburn St, Detroit, MI 48214

Present – June 2024:



