



**Indiana Cut Stone**

# Product Catalog



## **COLORS**

Our Indiana Limestone ranges from buff & variegated to grey.

## **PRODUCTS**

We offer a full range of Indiana Limestone products for commercial, residential and public construction projects. We ship throughout the United States and around the world.

## **VENEERS**

Natural full depth and thin Indiana Limestone veneer is available in three stately finishes to give your project a polished look.

# LIMESTONE PRODUCTS


Carving .....3  
Colors .....4  
Balusters/Balustrade .....5  
Banding .....6  
Columns .....7  
Door/Window Surrounds .....8  
Jack Arches .....9  
Keystones .....10  
Pavers .....11  
Pier Caps .....12  
Quoins .....13

Sills .....14  
Wall Caps .....15  
Water Tables .....16  
Veneers .....17  
    Smooth, Thin .....17  
    Split Face & Tumbled, Thin .....18  
    Smooth, Full Bed Depth .....19  
    Split Face, Full Bed Depth .....20  
    Tumbled, Full Bed Depth .....21  
Placing an Order .....22  
Shop Drawings .....24


# Colors



Gray



Variegated



Buff



## GRAY

varies from a light silvery gray to shades of bluish gray.

## VARIEGATED

is mix of gray and buff colors and a variety of tones in between. There can be a little or a lot of variation from work piece to work piece within the variegated color stone.

## BUFF

varies from a light creamy shade to a brownish buff.

# Balusters/Balustrade

Limestone balusters have always been a popular choice, whether it's for a simple renovation or a complex new construction project. Balusters and balustrades are often used at entry ways, walkways, or as hardscape features. Our solid limestone balusters are also used to highlight large and small balconies, patios, staircases or pool areas.

Indiana Cut Stone offers a variety of standard and custom baluster profiles in a wide range of sizes. Our skilled artisans will create balusters and balustrades that will bring your project to life. We produce balusters of the highest quality that are visually consistent in both color and form, so your entire project will have a unified look. We are proud to produce the highest quality limestone balusters and balustrades in the industry.

## REPAIR OR RENOVATION

The renovation experts at Indiana Cut Stone specialize in identifying exact matches for existing limestone architectural features. We will precisely match the color, texture and design of your limestone baluster or balustrade to provide you with an architectural detail that blends seamlessly into the look and feel of the existing building. Our expertise in limestone forming, color matching and finishing will ensure that your new balusters mix perfectly with the appearance of your existing balusters throughout the project.

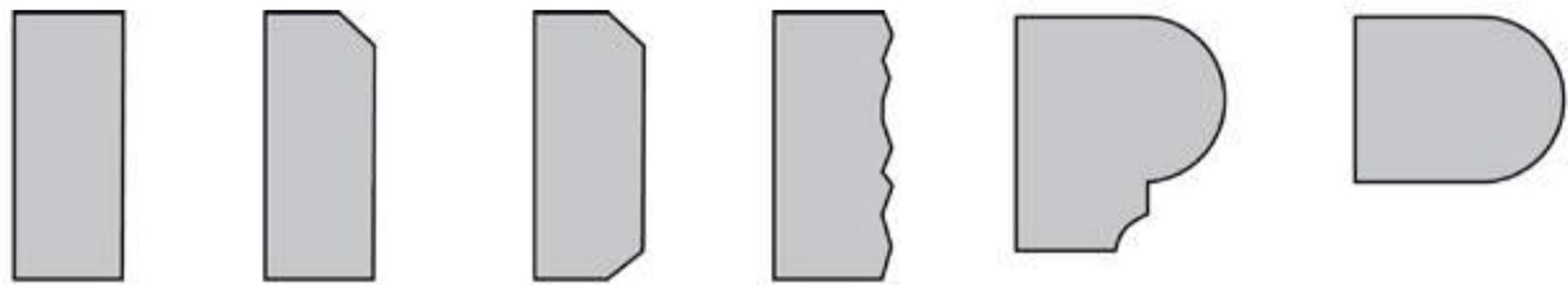
**Please consult with your sales associate for more information.**




# Banding

Banding (also known as string coursing) is often used as a transition piece in masonry construction. It is one of the most cost effective ways to add style and elegance to any masonry structure and is designed to integrate with common brick sizes.

**Custom banding also available, please consult with your sales associate for more information.**




Classic




Bull Nose




Double Bull Nose




Single Chamfered



Double Chamfered



Natural Rock Face



# Columns

Finely crafted Indiana Limestone columns are the ultimate expression of timeless beauty in natural stone. All of our Indiana Limestone columns are handcrafted by skilled stone artisans to match any classic or contemporary style to your specifications, so the column we deliver is exactly what you want and need for the project. We know that columns are the showpiece of the project, which is why we craft and deliver each base, shaft and capital with great artistry and precision.

## **DORIC**

These columns are short and heavy and have round capitals.

## **IONIC**

With a large base, scrolled capitals, and slender pillars, these columns make a statement.

## **CORINTHIAN**

These slender columns often have elaborate carvings, complete with a fluted appearance.

## **TUSCAN**

The simple design on these columns, with a plain base and unfluted shaft, fits into the style and design of many homes.

## **COMPOSITE**

This column mixes the styles of the Corinthian and Ionic columns.

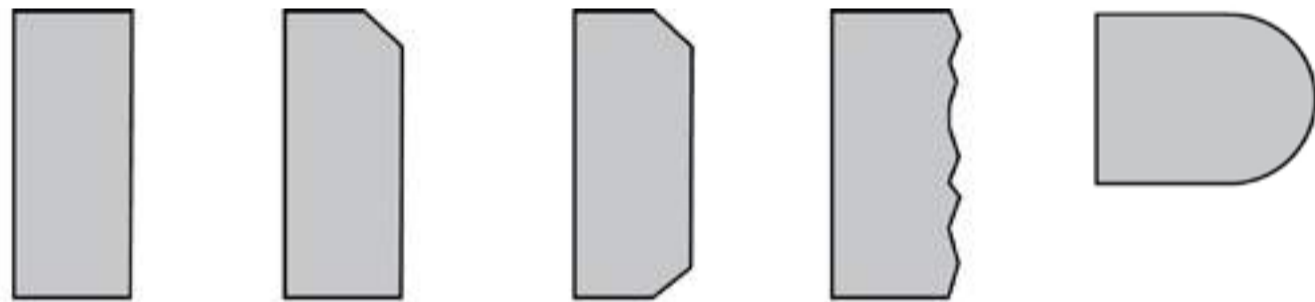
**Please consult with your sales associate for more information**




# Door/Window Surrounds

Door and window surrounds add a formal flair to any masonry structure. The style of the building becomes an integral part of choosing surrounds that best fit the structure. Contemporary modern designs as well as classic traditional surrounds are available to fit any project need.


**Custom door & window surrounds also available, please consult with your sales associate for more information.**



Classic




Double Chamfered



Classic Bullnose



Single Chamfered




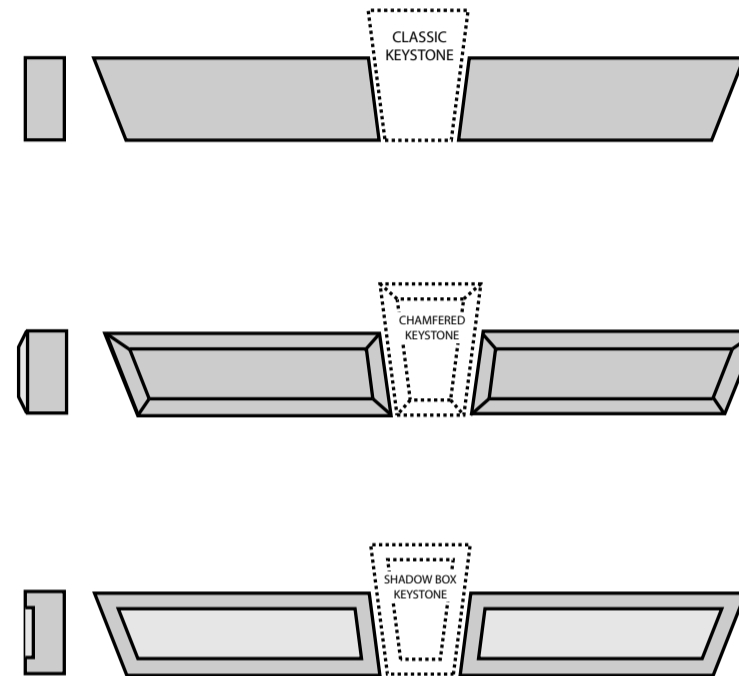
Natural Rockface




# Jack Arches

Beautifully cut jack arches add definition to any window or door surround. These building elements are a very cost effective way to reflect the personal style of your project. Jack arches are designed for either two or three piece installation. When combined with jambs and a sill, jack arches make a stunning statement.

**Please consult with your sales associate for more information.**



Classic



Shadow Box




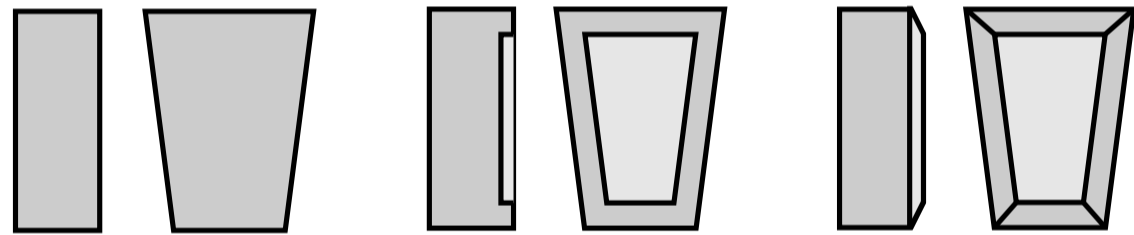
Chamfered




# Keystones

Keystones originated as the final wedge shaped piece that held together a stone arch. Today, they are still used in that manner or can be used individually as an accent piece above any window or door opening. Adding a keystone gives a clean polished look to any commercial or residential structure.


**Please consult with your sales associate for more information.**



Classic



Shadow Box



Chamfered



# Pavers

Indiana limestone pavers are the perfect choice for many outdoor spaces due to limestone's timeless beauty as well as its ability to weather well and provide traction for foot traffic even under wet conditions. Limestone pavers are low maintenance, long-lasting and are the perfect marriage of modern, clean lines with traditional materials. Indiana Cut Stone offers limestone pavers in a variety of colors, cuts and textures to suit your project.

**Please consult with your sales associate for more information.**



# Pier Caps

Indiana Cut Stone's pier caps provide the perfect trim piece for stone and brick. Available in 2-1/4" and 3" thicknesses as well as a variety of lengths and widths to meet your needs, our limestone caps are available in rock face or square edge finishes.

Indiana Cut Stone's short fabrication lead time makes it easy to add and/or carry Indiana Cut Stone caps to enhance your masonry product line and complete your limestone offering.

We offer limestone pier caps in Full Color Blend (FCB) and gray.

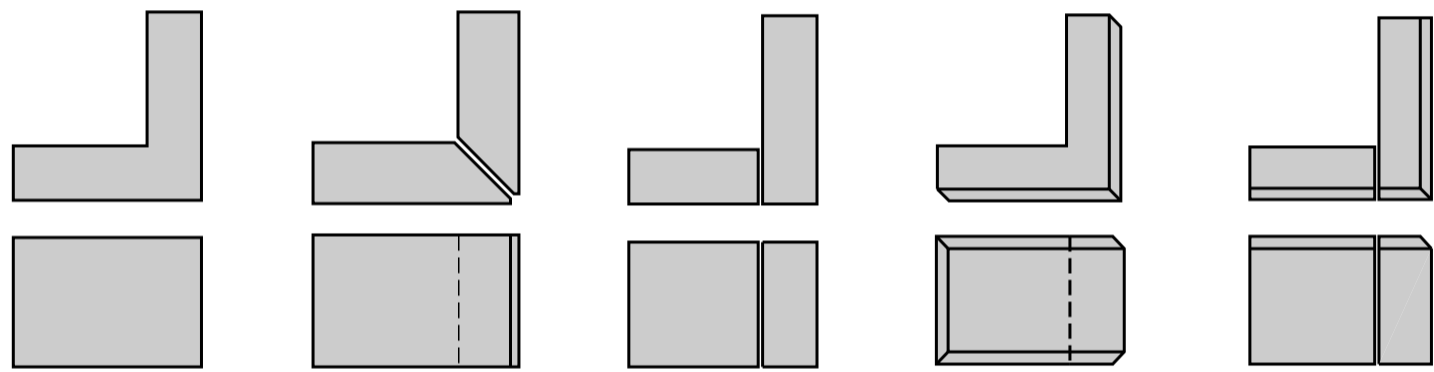
**Please consult with your sales associate for more information.**




# Quoins

Simple and classic, quoins create a wonderful visual contrast to masonry veneer. These can be installed one on top of the other or divided by another form of exterior cladding.

**Please consult with your sales associate for more information.**



Classic Quoin



Double Chamfered




Classic Two Piece



Double Chamfered  
Two Piece



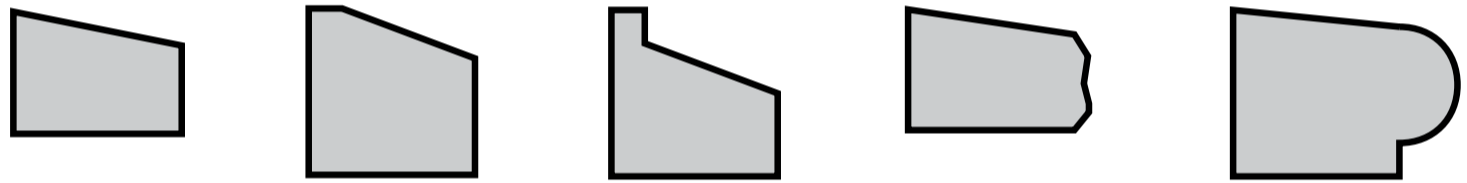
Classic Two Piece  
Mitered




# Sills

Sills are the most basic of architectural elements that can be added to any project while giving it plenty of style. Slip sills are the same width as the masonry opening while lug sills project out from the window allowing for installation of a full surround.

**Custom sills also available, please consult with your sales associate for more information.**




Classic Slip Sill




Classic Bull Nose Sill




Conventional Sill



Double Slope Sill



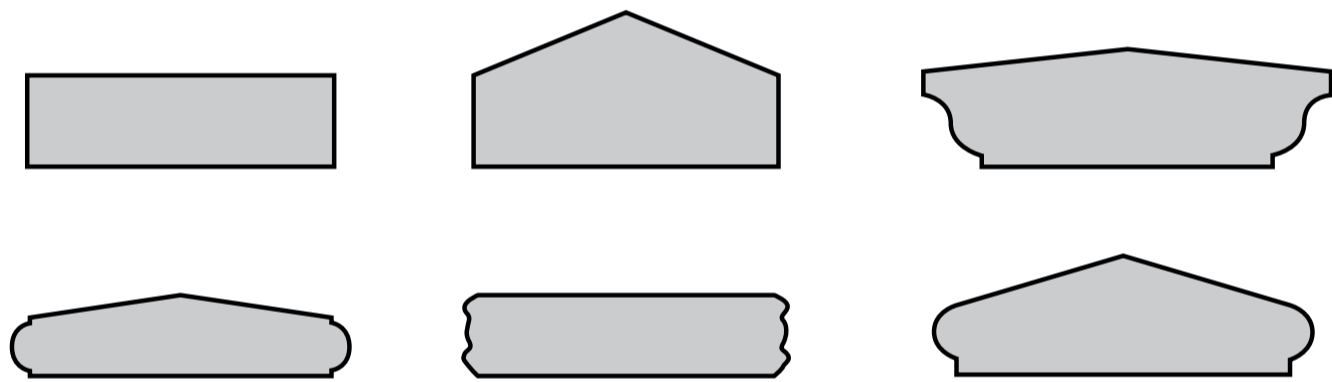
Conventional Sill with Lip




# Wall Caps

Wall caps are used to add an elegant finished look to any masonry wall. Caps are very cost effective and can add structural integrity to the wall while protecting the structure from harsh weather conditions.

**Custom wall caps also available, please consult with your sales associate for more information.**



Classic Wall Cap



Rounded Wall Cap



Double Wash Wall Cap




Bull Nose Wall Cap



Vintage Profile Wall Cap



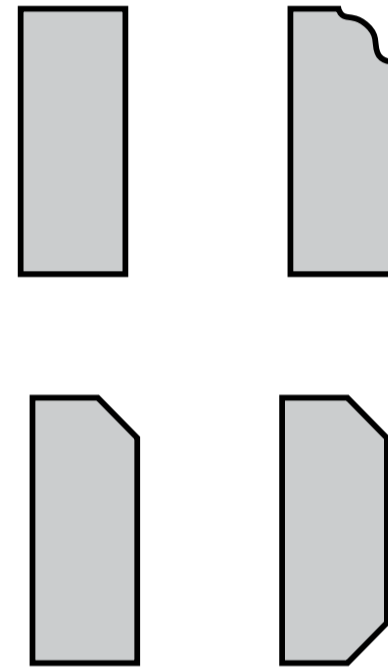
Natural Rockface Wall Cap




# Water Table

The water table is a very powerful building element which makes a strong statement. They typically transition to window sills or banding and provide a streamline look to any project.


**Custom water table also available, please consult with your sales associate for more information.**




Classic Water Table



Double Chamfered Water Table



Single Chamfered Water Table



Ogee Water Table



# Veneers

## SMOOTH, THIN

Smooth thin veneer is our most popular thin veneer that provides minimum surface interruption and is the most consistent of finishes. Also known as planed, honed, bugged or circular sanded.

- + The best, most durable lightweight stone option on the market
- + 1 ¼" bed depth
- + Requires no footing or foundation for installation
- + 100% natural stone – no aggregate or artificial colors needed to make it look natural
- + Can be installed directly over existing masonry (see installation for more details)
- + Installed with expanded galvanized metal lath
- + May be installed on non-load bearing walls or areas where full veneer may not be practical (gable ends, chimney chases, dormer windows)
- + Most economical material when shipping product long distances
- + Average 135 square feet per ton (approximately 10-15 pounds per square foot)
- + Average 3,000 square feet of stone per truckload
- + Most masons can install at least 50 percent more thin veneer than full veneer in a day
- + Available in Full Color Range



### AVAILABLE IN:

Available in full color blend, buff or gray, Split face with split or sawn back.

### SIZES:

Height (4", 8" & 12") Length (24") Depth (1 ¼")

**Please consult with your sales associate for more information**



# Veneers

## SPLIT FACE & TUMBLED, THIN

Thin veneer Indiana Limestone is an attractive and cost effective building material.

- + The best, most durable lightweight stone option on the market
- + ¾" - 1 ¼" typical bed depth
- + Requires no footing or foundation for installation
- + 100% natural stone – no aggregate or artificial colors needed to make it look natural
- + Can be installed directly over existing masonry (see installation for more details)
- + Installed with expanded galvanized metal lath
- + May be installed on non-load bearing walls or areas where full veneer may not be practical (gable ends, chimney chases, dormer windows)
- + Most economical material when shipping product long distances
- + Average 135 square feet per ton (approximately 10-15 pounds per square foot)
- + Average 3,000 square feet of stone per truckload
- + Most masons can install at least 50 percent more thin veneer than full veneer in a day
- + Available in Split Face & Tumbled
- + Available in Full Color Range



### AVAILABLE IN:

Available in full color blend, buff or gray.

### SIZES:

Split Face Heights: 2 ¼", 5", 7 ¾" & 10 ½"

Tumbled Heights: 2" - 12"

Length (random) Depth (¾" - 1 ¼")

**Please consult with your sales associate for more information**

# Veneers

## SMOOTH, FULL BED DEPTH

### MODULAR UNITS

Made of the same naturally durable and high quality raw Indiana Limestone used in our nation's most renowned buildings.

- + Use a proven, time-tested natural stone readily available in full-bed thickness precision cut modular units.
- + Exhibits the subtle natural color range that has become the standard of Indiana Limestone over the last 150 years.
- + Indiana Limestone is the perfect complement to brick and other building materials.
- + Available in standard sizes of 4", 8", 12", or 16" heights by 24" or 36" in length.

### COMPETITIVELY PRICED

- + A historic natural stone competitively priced to engineered or cast stone imitations.
- + Cost effective modular unit installation using traditional brick ties and having proper coverage/weight balance for efficient setting.
- + Packaged ready-to-set and easily trimmed in the field for corner, door, and window openings.



#### AVAILABLE IN:

Full bed, gray and full color blend.

#### SIZES:

Height (4", 8" 12" & 16") Length (24" or 36")  
Depth (4")

**Please consult with your sales associate for more information**



# Veneers

## SPLIT FACE, FULL BED DEPTH

### BEAUTY & DURABILITY

- + Split Face veneer is made of the same naturally durable and high quality raw material used in many of our nation's most renowned buildings.
- + The split face full color blend Indiana Limestone exhibits the beauty of the subtle color and grain variations in the natural stone.
- + Adds a sense of permanence and lasting value to any commercial or residential project.

### COMPETITIVE INSTALLED COST

- + This historic natural stone is competitively priced against engineered and cast stone imitations.
- + Installation methods use traditional brick ties and can be easily and efficiently set by masons around the country.
- + Packaged ready-to-set, and lengths are easily trimmed in the field for corner, door, and window openings.

### TRIM & ACCENT

- + A full line of standard and custom transitional trim and accent units are available to match the full color range.



#### AVAILABLE IN:

Available in full color blend, buff or gray, split face with split or sawn back in random lengths.

#### SIZES:

Height (2 1/4", 5", 7 3/4" & 10 1/2")  
Length (random) Depth (3" - 4")

**Please consult with your sales associate for more information**



# Veneers

## TUMBLED, FULL BED DEPTH

### NATURAL STONE

Tumbled Indiana Limestone contains the full natural color range and it displays the sense of permanence found only in natural stone. The distinct natural beauty of Indiana Limestone is apparent when set in place and ages gracefully with a natural patina.

### LASTING VALUE & PERFORMANCE

Tumbled Indiana Limestone offers the same durability and endurance as other classic Indiana Limestone Buildings such as the Empire State Building, National Cathedral, and Biltmore Estate. Compared to non-masonry options and cast stone, it is a maintenance-free natural building stone. Natural Indiana Limestone has exceptional thermal mass properties to keep buildings warm in the winter and cool in the summer.

### PERFECT COMPLEMENT

As the perfect complement to brick and other building materials, tumbled Indiana Limestone adds a sense of permanence and distinction to the design. A full bed thickness lightly tumbled veneer with a natural range of complementary colors and sizes can enhance almost every brick color. The natural variations of color, texture, and finish enhance any residential or commercial architectural style.




#### AVAILABLE IN:

Full color blend, split front, back, and ends.

#### SIZES:

Height (2" - 12") Depth (3" - 5") Length (varies)

**Please consult with your sales associate for more information**



# Placing an Order

## PLACING AN ORDER IS SIMPLE:

E-MAIL us at [info@indystone.com](mailto:info@indystone.com)

FAX your order to 812.275.0266

CALL us at 812.275.0264

We look forward to being of service to you.

## PRICING

Please submit your request for pricing to our estimator:

[estimating@indystone.com](mailto:estimating@indystone.com)

## ESTIMATING

In order to be placed in the fabrication schedule you must submit the following items:

- + Your signed proposal and deposit
- + Approved shop drawings and/or tickets

## PAYMENT TERMS

All custom orders require a % deposit (depending on size of order) and must be paid in full prior to shop drawing submittal. Customers requesting payment terms, differing from those herein must complete a credit application – you can request it from your sales associate or simply download it from our website at [www.indystone.com](http://www.indystone.com). We accept company checks, certified checks, MasterCard, Visa, and wire transfers for your convenience. U.S. currency only. The use of a credit card will incur a 3% convenience fee.



## RUSH ORDERS

Rush orders are subject to ICS work load at the time of the request and are subject to a 20% surcharge.

## CANCELLED ORDERS & RETURNS

Orders may be cancelled at any time. You will be responsible, however, to pay for all costs and products fabricated up to the time you cancel the order. If your order was 100% prepaid, you will be refunded the difference. If your deposit does not cover the production up to the point in time of your cancellation, you agree we may charge your credit card the balance due.

**We do not accept returns.**

## DELIVERY

We will transport your order by the most cost effective and quickest method available. If you prefer, you may pick up your order at our plant. All customer pick ups must be scheduled with our shipping department.

## INSPECTION

PLEASE INSPECT YOUR DELIVERY IMMEDIATELY UPON RECEIPT. Any claim for damage must be noted on the freight bill, and a claim filed with the freight company. Any product defects must be reported in writing to Indiana Cut Stone within 24 hours of receiving the shipment. Indiana Cut Stone will repair or replace, at its sole discretion, any defective pieces. If the damaged or defective stone is not reported within 24 hours of receipt of delivery, the repair or replacement becomes the sole responsibility of the purchase.

## INSTALLATION

Indiana Cut Stone DOES NOT provide installation services. We do, however, work with many qualified installers all over the country and can provide a list of masons with whom we have had experience.

## WE DO:

- + Provide basic installation guidelines for some of our products in this catalogue as well as on our website.
- + These recommendations follow the procedures given by the Indiana Limestone Institute & follow such guidelines laid out in the ILI Handbook.
- + Recommend you use a qualified stone setter or a mason with experience in setting cast stone.
- + Recommend to have all installation and anchoring means and methods approved by your project architect or engineer.

## WE DO NOT:

- + Accept responsibility for limestone damaged during the delivery or installation process.
- + Accept responsibility or liability for improper installation.

## YOU ACCEPT ALL RESPONSIBILITY TO:

- + Ensure that your installer is qualified and properly insured to perform the work.
- + Conform to the governing local building codes.



# Shop Drawings

## STEP 1

Our drafting team works closely with the contractor and/or architect to ensure even the smallest of details are addressed. This process is vital to the progress of your project and will eliminate potential jobsite or installation issues.

## STEP 2

Once the shop drawings have been completed, we will transmit these to you electronically or hardcopy if you are unable to print.

## STEP 3

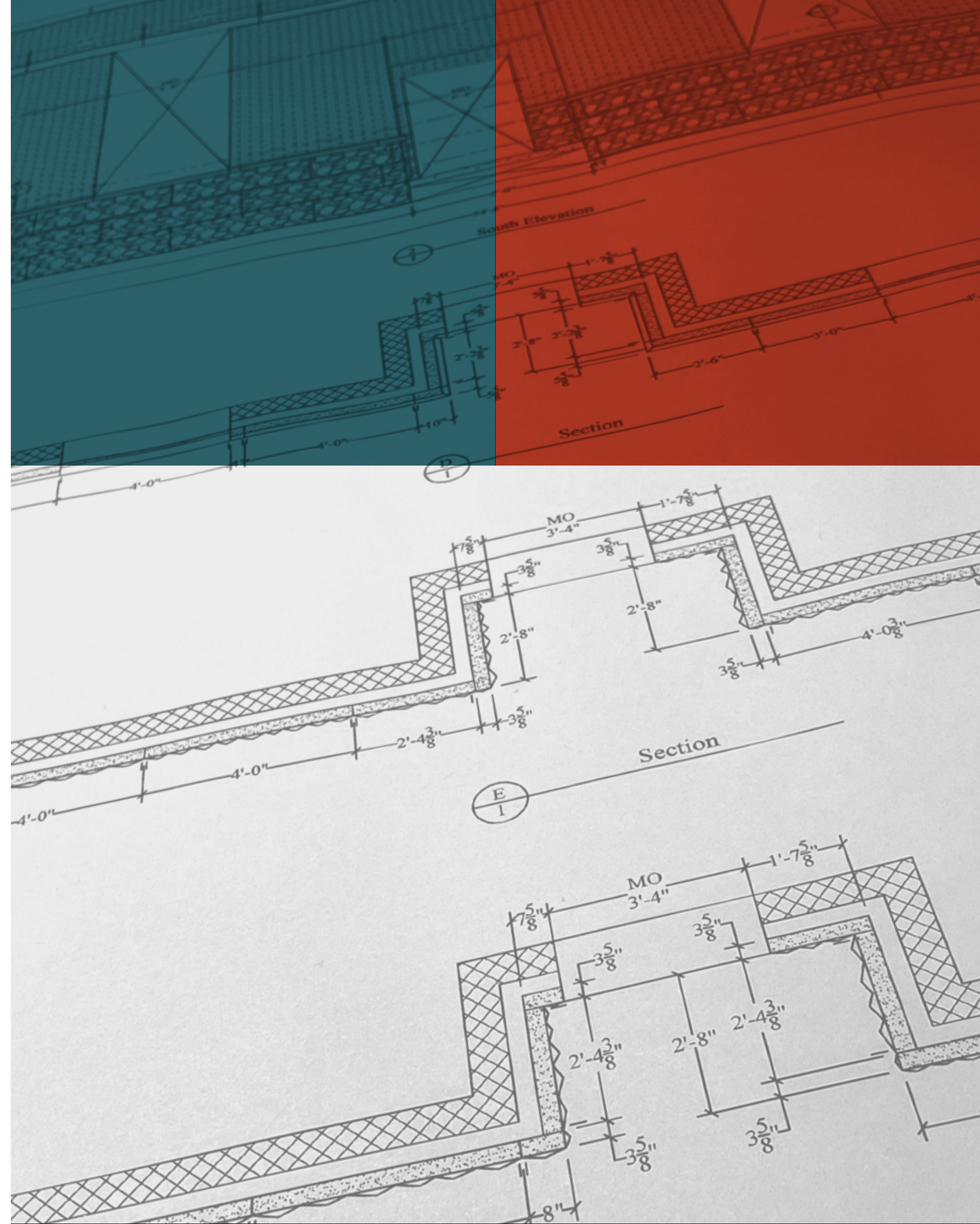
These drawings should then be forwarded to the architect or responsible party for approval or any necessary dimension changes.

## CONFIRMATION

Should you email the approved shop drawings back, they should go to the detailer within our company who sent them.

**It is your responsibility to follow up VIA telephone call to ensure they have been received.**

If there is no follow up phone call, we will not be held responsible should the drawings be overlooked sitting in an email inbox. We receive many emails in a given day and this follow up phone call is very important to ensure there are no delays releasing the material for fabrication.





## Indiana Cut Stone

### ADDRESS

616 Guthrie Road  
Bedford, IN 47421

### PHONE

812.275.0264

### FAX

812.275.0264

### E-MAIL

[info@indystone.com](mailto:info@indystone.com)

### WEB

[www.indystone.com](http://www.indystone.com)

### BID REQUESTS

[estimating@indystone.com](mailto:estimating@indystone.com)

