



Contract - Detailed

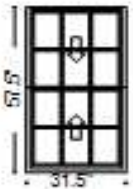
Sales Rep Name: Smith, Troy
Sales Rep Phone: 248-464-3184
Sales Rep Fax:
Sales Rep E-Mail: SmithTJ1@pella.com

Phone: **Fax:**

Customer Information	Project/Delivery Address	Order Information
McCarter Construction 475 Washington St SOUTH LYON, MI 48178-1321 Primary Phone: (248) 446-1750 Mobile Phone: Fax Number: (248) 4461830 E-Mail: Contact Name: Great Plains #: 1000375471 Customer Number: 1002537941 Customer Account: 1000375471	JOE M 475 Washington St Lot # SOUTH LYON, MI 48178-1321 County: Owner Name: Owner Phone:	Quote Name: JW LS BROWN/WHITE Order Number: 189 Quote Number: 16817166 Order Type: Non-Installed Sales Wall Depth: Payment Terms: Net 30 Days Tax Code: MISALESTAX Cust Delivery Date: None Quoted Date: 5/9/2023 Contracted Date: Booked Date: Customer PO #:

Line #	Location:	Attributes	Item Price	Qty	Ext'd Price
--------	-----------	------------	------------	-----	-------------

10	40/41/36/37	Lifestyle, Double Hung, 31.5 X 57.5, Without HGP, Brown	\$1,237.31	4	\$4,949.24
----	-------------	--	------------	---	------------



PK #
 2140

Viewed From Exterior

1: 31.557.5 Double Hung, Equal
Frame Size: 31 1/2 X 57 1/2
Unit Type: No Program
General Information: No Package, Without Hinged Glass Panel, Clad, Pine, 5", 3 11/16", Jambliner Color: **Gray**
Exterior Color / Finish: **Standard Enduraclad, Brown**
Interior Color / Finish: **Prefinished White Paint Interior**
Glass: **Insulated Low-E Advanced Low-E Insulating Glass Argon Non High Altitude**
Hardware Options: **Cam-Action Lock, White, No Limited Opening Hardware, Order Sash Lift, No Integrated Sensor**
Screen: **Full Screen, Brown, InView™**
Performance Information: **U-Factor 0.30, SHGC 0.27, VLT 0.50, CPD PEL-N-35-00426-00003, Performance Class LC, PG 40, Calculated Positive DP Rating 40, Calculated Negative DP Rating 40, Year Rated 08/11, Clear Opening Width 28.312, Clear Opening Height 25.5, Clear Opening Area 5.013583, Egress Meets Typical for ground floor 5.0 sqft (E1) (United States Only)**
Grille: **SDL w/Spacer, No Custom Grille, 7/8", Traditional (3W2H / 3W2H)**
Wrapping Information: **Foldout Fins, Factory Applied, No Exterior Trim, 6 9/16", 7 7/8", Standard Four Sided Jamb Extension, Factory Applied, Pella Recommended Clearance, Perimeter Length = 178".**

Rough Opening: 32 - 1/4" X 58 - 1/4"

Line #	Location:	Attributes		
--------	-----------	------------	--	--

15	44	Lifestyle, Double Hung, 23.5 X 45, Without HGP, Brown	Item Price	Qty	Ext'd Price
			\$1,142.11	1	\$1,142.11



PK #
2140

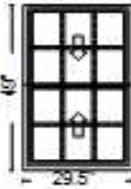
Viewed From Exterior

1: 23.545 Double Hung, Equal
Frame Size: 23 1/2 X 45
Unit Type: No Program
General Information: No Package, Without Hinged Glass Panel, Clad, Pine, 5", 3 11/16", Jambliner Color: **Gray**
Exterior Color / Finish: **Standard Enduraclad, Brown**
Interior Color / Finish: **Prefinished White Paint Interior**
Glass: **Insulated Tempered Low-E Advanced Low-E Insulating Glass Argon Non High Altitude**
Hardware Options: **Cam-Action Lock, White, No Limited Opening Hardware, Order Sash Lift, No Integrated Sensor**
Screen: **Full Screen, Brown, InView™**
Performance Information: **U-Factor 0.30, SHGC 0.27, VLT 0.50, CPD PEL-N-35-00427-00003, Performance Class LC, PG 50, Calculated Positive DP Rating 50, Calculated Negative DP Rating 50, Year Rated 08|11, Clear Opening Width 20.312, Clear Opening Height 19.25, Clear Opening Area 2.715319, Egress Does not meet typical United States egress, but may comply with local code requirements**
Grille: **SDL w/Spacer, No Custom Grille, 7/8", Traditional (2W2H / 2W2H)**
Wrapping Information: **Foldout Fins, Factory Applied, No Exterior Trim, 6 9/16", 7 7/8", Standard Four Sided Jamb Extension, Factory Applied, Pella Recommended Clearance, Perimeter Length = 137".**

Rough Opening: 24 - 1/4" X 45 - 3/4"

Line #	Location:	Attributes		
--------	-----------	------------	--	--

20	52	Lifestyle, Double Hung, 29.5 X 49, Without HGP, Brown	Item Price	Qty	Ext'd Price
			\$1,275.18	1	\$1,275.18



PK #
2140

Viewed From Exterior

1: 29.549 Double Hung, Equal
Frame Size: 29 1/2 X 49
Unit Type: No Program
General Information: No Package, Without Hinged Glass Panel, Clad, Pine, 5", 3 11/16", Jambliner Color: **Gray**
Exterior Color / Finish: **Standard Enduraclad, Brown**
Interior Color / Finish: **Prefinished White Paint Interior**
Glass: **Insulated Low-E Advanced Low-E Insulating Glass Argon Non High Altitude**
Hardware Options: **Cam-Action Lock, White, No Limited Opening Hardware, Order Sash Lift, No Integrated Sensor**
Screen: **Full Screen, Brown, InView™**
Performance Information: **U-Factor 0.30, SHGC 0.27, VLT 0.50, CPD PEL-N-35-00426-00003, Performance Class LC, PG 40, Calculated Positive DP Rating 40, Calculated Negative DP Rating 40, Year Rated 08|11, Clear Opening Width 26.312, Clear Opening Height 21.25, Clear Opening Area 3.882847, Egress Does not meet typical United States egress, but may comply with local code requirements**
Grille: **SDL w/Spacer, No Custom Grille, 7/8", Traditional (3W2H / 3W2H)**
Wrapping Information: **Foldout Fins, Factory Applied, No Exterior Trim, 6 9/16", 7 7/8", Standard Four Sided Jamb Extension, Factory Applied, Pella Recommended Clearance, Perimeter Length = 157".**

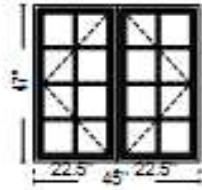
Rough Opening: 30 - 1/4" X 49 - 3/4"

Line #	Location:	Attributes	Item Price	Qty	Ext'd Price
--------	-----------	------------	------------	-----	-------------

25 1/2

Lifestyle, 2-Wide Casement, 45 X 47, Without HGP, Brown

\$2,265.28 1 \$2,265.28



PK #
2140

Viewed From Exterior

1: 22.547 Left Casement

Frame Size: 22 1/2 X 47

Unit Type: No Program

General Information: No Package, Without Hinged Glass Panel, Clad, Pine, 5", 3 11/16"

Exterior Color / Finish: Standard Enduraclad, Brown

Interior Color / Finish: Prefinished White Paint Interior

Glass: Insulated Low-E Advanced Low-E Insulating Glass Argon Non High Altitude

Hardware Options: Wash Hinge Hardware, Fold-Away Crank, White, No Window Opening Control Device, No Limited Opening Hardware, No Integrated Sensor

Screen: Full Screen, White, InView™

Performance Information: U-Factor 0.29, SHGC 0.25, VLT 0.47, CPD PEL-N-14-00679-00001, Performance Class LC, PG 50, Calculated Positive DP Rating 50, Calculated Negative DP Rating 50, Year Rated 08|11, Clear Opening Width 12.75, Clear Opening Height 42.875, Clear Opening Area 3.796224, Egress Does not meet typical United States egress, but may comply with local code requirements

Grille: SDL w/Spacer, No Custom Grille, 7/8", Traditional (2W4H)

Vertical Mull 1: FactoryMull, Standard Joining Mullion, Mull Design Pressure- 20, Overall Thru Direction- Vertical

2: 22.547 Right Casement

Frame Size: 22 1/2 X 47

Unit Type: No Program

General Information: No Package, Without Hinged Glass Panel, Clad, Pine, 5", 3 11/16"

Exterior Color / Finish: Standard Enduraclad, Brown

Interior Color / Finish: Prefinished White Paint Interior

Glass: Insulated Low-E Advanced Low-E Insulating Glass Argon Non High Altitude

Hardware Options: Wash Hinge Hardware, Fold-Away Crank, White, No Window Opening Control Device, No Limited Opening Hardware, No Integrated Sensor

Screen: Full Screen, White, InView™

Performance Information: U-Factor 0.29, SHGC 0.25, VLT 0.47, CPD PEL-N-14-00679-00001, Performance Class LC, PG 50, Calculated Positive DP Rating 50, Calculated Negative DP Rating 50, Year Rated 08|11, Clear Opening Width 12.75, Clear Opening Height 42.875, Clear Opening Area 3.796224, Egress Does not meet typical United States egress, but may comply with local code requirements

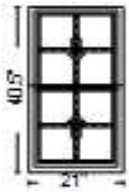
Grille: SDL w/Spacer, No Custom Grille, 7/8", Traditional (2W4H)

Wrapping Information: Foldout Fins, Factory Applied, No Exterior Trim, 6 9/16", 7 7/8", Standard Four Sided Jamb Extension, Factory Applied, Pella Recommended Clearance, Perimeter Length = 184".

Rough Opening: 45 - 3/4" X 47 - 3/4"

Line #	Location:	Attributes		
--------	-----------	------------	--	--

30	55/56	Lifestyle, Double Hung, 21 X 40.5, Without HGP, Brown	<u>Item Price</u>	<u>Qty</u>	<u>Ext'd Price</u>
			\$971.98	2	\$1,943.96



PK #
2140

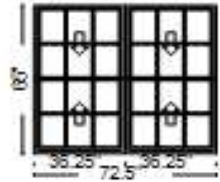
Viewed From Exterior

1: 2140.5 Double Hung, Equal
Frame Size: 21 X 40 1/2
Unit Type: No Program
General Information: No Package, Without Hinged Glass Panel, Clad, Pine, 5", 3 11/16", Jambliner Color: **Gray**
Exterior Color / Finish: **Standard Enduraclad, Brown**
Interior Color / Finish: **Prefinished White Paint Interior**
Glass: **Insulated Low-E Advanced Low-E Insulating Glass Argon Non High Altitude**
Hardware Options: **Cam-Action Lock, White, No Limited Opening Hardware, Order Sash Lift, No Integrated Sensor**
Screen: **Full Screen, Brown, InView™**
Performance Information: **U-Factor 0.30, SHGC 0.27, VLT 0.50, CPD PEL-N-35-00426-00003, Performance Class LC, PG 50, Calculated Positive DP Rating 50, Calculated Negative DP Rating 50, Year Rated 08|11, Clear Opening Width 17.812, Clear Opening Height 17, Clear Opening Area 2.102806, Egress Does not meet typical United States egress, but may comply with local code requirements**
Grille: **SDL w/Spacer, No Custom Grille, 7/8", Traditional (2W2H / 2W2H)**
Wrapping Information: **Foldout Fins, Factory Applied, No Exterior Trim, 6 9/16", 7 7/8", Standard Four Sided Jamb Extension, Factory Applied, Pella Recommended Clearance, Perimeter Length = 123".**

Rough Opening: 21 - 3/4" X 41 - 1/4"

Line #	Location:	Attributes
--------	-----------	------------

35 8/9



PK #
2140

Viewed From Exterior

Lifestyle, 2-Wide Double Hung, 72.5 X 65, Without HGP, Brown

Item Price	Qty	Ext'd Price
\$2,998.62	1	\$2,998.62

1: 36.2565 Double Hung, Equal

Frame Size: 36 1/4 X 65

Unit Type: No Program

General Information: No Package, Without Hinged Glass Panel, Clad, Pine, 5", 3 11/16", Jambliner Color: **Gray**

Exterior Color / Finish: **Standard Enduraclad, Brown**

Interior Color / Finish: **Prefinished White Paint Interior**

Glass: **Insulated Low-E Advanced Low-E Insulating Glass Argon Non High Altitude**

Hardware Options: **Cam-Action Lock, White, No Limited Opening Hardware, Order Sash Lift, No Integrated Sensor**

Screen: **Full Screen, Brown, InView™**

Performance Information: **U-Factor 0.30, SHGC 0.27, VLT 0.50, CPD PEL-N-35-00426-00003, Performance Class LC, PG 35, Calculated Positive DP Rating 35, Calculated Negative DP Rating 35, Year Rated 08|11, Clear Opening Width 33.062, Clear Opening Height 29.25, Clear Opening Area 6.715719, Egress Meets Typical 5.7 sqft (E) (United States Only)**

Grille: **SDL w/Spacer, No Custom Grille, 7/8", Traditional (3W2H / 3W2H)**

Vertical Mull 1: **FactoryMull, Standard Joining Mullion, Mull Design Pressure- 20, Overall Thru Direction- Vertical**

2: 36.2565 Double Hung, Equal

Frame Size: **36 1/4 X 65**

Unit Type: **No Program**

General Information: **No Package, Without Hinged Glass Panel, Clad, Pine, 5", 3 11/16", Jambliner Color: Gray**

Exterior Color / Finish: Standard Enduraclad, Brown

Interior Color / Finish: Prefinished White Paint Interior

Glass: Insulated Low-E Advanced Low-E Insulating Glass Argon Non High Altitude

Hardware Options: Cam-Action Lock, White, No Limited Opening Hardware, Order Sash Lift, No Integrated Sensor

Screen: Full Screen, Brown, InView™

Performance Information: U-Factor 0.30, SHGC 0.27, VLT 0.50, CPD PEL-N-35-00426-00003, Performance Class LC, PG 35, Calculated Positive DP Rating 35, Calculated Negative DP Rating 35, Year Rated 08|11, Clear Opening Width 33.062, Clear Opening Height 29.25, Clear Opening Area 6.715719, Egress Meets Typical 5.7 sqft (E) (United States Only)

Grille: SDL w/Spacer, No Custom Grille, 7/8", Traditional (3W2H / 3W2H)

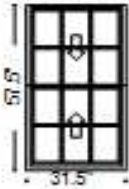
Wrapping Information: Foldout Fins, Factory Applied, No Exterior Trim, 6 9/16", 7 7/8", Standard Four Sided Jamb Extension, Factory Applied, Pella Recommended Clearance, Perimeter Length = 275".

Rough Opening: 73 - 1/4" X 65 - 3/4"

Customer Notes: 72.5 due to .25 per unit

Line #	Location:	Attributes		
--------	-----------	------------	--	--

40	29/30	Lifestyle, Double Hung, 31.5 X 57.5, Without HGP, Brown	<u>Item Price</u>	<u>Qty</u>	<u>Ext'd Price</u>
			\$1,237.31	2	\$2,474.62



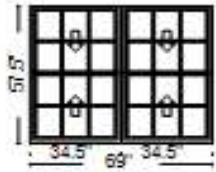
PK #
2140

Viewed From Exterior

1: 31.557.5 Double Hung, Equal
Frame Size: 31 1/2 X 57 1/2
Unit Type: No Program
General Information: No Package, Without Hinged Glass Panel, Clad, Pine, 5", 3 11/16", Jambliner Color: **Gray**
 Exterior Color / Finish: **Standard Enduraclad, Brown**
 Interior Color / Finish: **Prefinished White Paint Interior**
 Glass: **Insulated Low-E Advanced Low-E Insulating Glass Argon Non High Altitude**
 Hardware Options: **Cam-Action Lock, White, No Limited Opening Hardware, Order Sash Lift, No Integrated Sensor**
 Screen: **Full Screen, Brown, InView™**
 Performance Information: **U-Factor 0.30, SHGC 0.27, VLT 0.50, CPD PEL-N-35-00426-00003, Performance Class LC, PG 40, Calculated Positive DP Rating 40, Calculated Negative DP Rating 40, Year Rated 08|11, Clear Opening Width 28.312, Clear Opening Height 25.5, Clear Opening Area 5.013583, Egress Meets Typical for ground floor 5.0 sqft (E1) (United States Only)**
 Grille: **SDL w/Spacer, No Custom Grille, 7/8", Traditional (3W2H / 3W2H)**
 Wrapping Information: **Foldout Fins, Factory Applied, No Exterior Trim, 6 9/16", 7 7/8", Standard Four Sided Jamb Extension, Factory Applied, Pella Recommended Clearance, Perimeter Length = 178".**

Rough Opening: 32 - 1/4" X 58 - 1/4"

Line #	Location:	Attributes	Item Price	Qty	Ext'd Price
41	27/28	Lifestyle, 2-Wide Double Hung, 69 X 57.5, Without HGP, Brown	\$2,858.07	1	\$2,858.07



PK #
2140

Viewed From Exterior

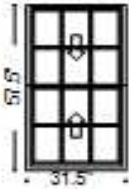
1: 34.557.5 Double Hung, Equal
Frame Size: 34 1/2 X 57 1/2
Unit Type: No Program
General Information: No Package, Without Hinged Glass Panel, Clad, Pine, 5", 3 11/16", Jambliner Color: **Gray**
Exterior Color / Finish: **Standard Enduraclad, Brown**
Interior Color / Finish: **Prefinished White Paint Interior**
Glass: **Insulated Low-E Advanced Low-E Insulating Glass Argon Non High Altitude**
Hardware Options: **Cam-Action Lock, White, No Limited Opening Hardware, Order Sash Lift, No Integrated Sensor**
Screen: **Full Screen, Brown, InView™**
Performance Information: **U-Factor 0.30, SHGC 0.27, VLT 0.50, CPD PEL-N-35-00426-00003, Performance Class LC, PG 35, Calculated Positive DP Rating 35, Calculated Negative DP Rating 35, Year Rated 08|11, Clear Opening Width 31.312, Clear Opening Height 25.5, Clear Opening Area 5.544833, Egress Meets Typical for ground floor 5.0 sqft (E1) (United States Only)**
Grille: **SDL w/Spacer, No Custom Grille, 7/8", Traditional (3W2H / 3W2H)**
Vertical Mull 1: **FactoryMull, Standard Joining Mullion, Mull Design Pressure- 20, Overall Thru Direction- Vertical**

2: 34.557.5 Double Hung, Equal
Frame Size: 34 1/2 X 57 1/2
Unit Type: **No Program**
General Information: **No Package, Without Hinged Glass Panel, Clad, Pine, 5", 3 11/16", Jambliner Color:** Gray
Exterior Color / Finish: Standard Enduraclad, Brown
Interior Color / Finish: Prefinished White Paint Interior
Glass: Insulated Low-E Advanced Low-E Insulating Glass Argon Non High Altitude
Hardware Options: Cam-Action Lock, White, No Limited Opening Hardware, Order Sash Lift, No Integrated Sensor
Screen: Full Screen, Brown, InView™
Performance Information: U-Factor 0.30, SHGC 0.27, VLT 0.50, CPD PEL-N-35-00426-00003, Performance Class LC, PG 35, Calculated Positive DP Rating 35, Calculated Negative DP Rating 35, Year Rated 08|11, Clear Opening Width 31.312, Clear Opening Height 25.5, Clear Opening Area 5.544833, Egress Meets Typical for ground floor 5.0 sqft (E1) (United States Only)
Grille: SDL w/Spacer, No Custom Grille, 7/8", Traditional (3W2H / 3W2H)
Wrapping Information: Foldout Fins, Factory Applied, No Exterior Trim, 6 9/16", 7 7/8", Standard Four Sided Jamb Extension, Factory Applied, Pella Recommended Clearance, Perimeter Length = 253".

Rough Opening: 69 - 3/4" X 58 - 1/4"

Line #	Location:	Attributes		
--------	-----------	------------	--	--

45	38/39	Lifestyle, Double Hung, 31.5 X 57.5, Without HGP, Brown	<u>Item Price</u>	<u>Qty</u>	<u>Ext'd Price</u>
			\$1,237.31	2	\$2,474.62



PK #
2140

Viewed From Exterior

1: 31.557.5 Double Hung, Equal
Frame Size: 31 1/2 X 57 1/2
Unit Type: No Program
General Information: No Package, Without Hinged Glass Panel, Clad, Pine, 5", 3 11/16", Jambliner Color: **Gray**
 Exterior Color / Finish: **Standard Enduraclad, Brown**
 Interior Color / Finish: **Prefinished White Paint Interior**
 Glass: **Insulated Low-E Advanced Low-E Insulating Glass Argon Non High Altitude**
 Hardware Options: **Cam-Action Lock, White, No Limited Opening Hardware, Order Sash Lift, No Integrated Sensor**
 Screen: **Full Screen, Brown, InView™**
 Performance Information: **U-Factor 0.30, SHGC 0.27, VLT 0.50, CPD PEL-N-35-00426-00003, Performance Class LC, PG 40, Calculated Positive DP Rating 40, Calculated Negative DP Rating 40, Year Rated 08|11, Clear Opening Width 28.312, Clear Opening Height 25.5, Clear Opening Area 5.013583, Egress Meets Typical for ground floor 5.0 sqft (E1) (United States Only)**
 Grille: **SDL w/Spacer, No Custom Grille, 7/8", Traditional (3W2H / 3W2H)**
 Wrapping Information: **Foldout Fins, Factory Applied, No Exterior Trim, 6 9/16", 7 7/8", Standard Four Sided Jamb Extension, Factory Applied, Pella Recommended Clearance, Perimeter Length = 178".**

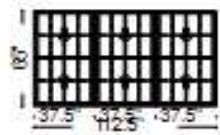
Rough Opening: 32 - 1/4" X 58 - 1/4"

Line #	Location:	Attributes
--------	-----------	------------

50 10/11/12

Lifestyle, 3-Wide Double Hung, 112.5 X 65, Without HGP, Brown

Item Price	Qty	Ext'd Price
\$5,053.84	1	\$5,053.84



PK #
2140

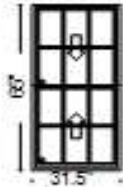
Viewed From Exterior

1: 37.565 Double Hung, Equal
Frame Size: 37 1/2 X 65
Unit Type: No Program
General Information: No Package, Without Hinged Glass Panel, Clad, Pine, 5", 3 11/16", Jambliner Color: **Gray**
Exterior Color / Finish: **Standard Enduraclad, Brown**
Interior Color / Finish: **Prefinished White Paint Interior**
Glass: **Insulated Low-E Advanced Low-E Insulating Glass Argon Non High Altitude**
Hardware Options: **Cam-Action Lock, White, No Limited Opening Hardware, Order Sash Lift, No Integrated Sensor**
Screen: **Full Screen, Brown, InView™**
Performance Information: **U-Factor 0.30, SHGC 0.27, VLT 0.50, CPD PEL-N-35-00426-00003, Performance Class LC, PG 30, Calculated Positive DP Rating 30, Calculated Negative DP Rating 30, Year Rated 08|11, Clear Opening Width 34.312, Clear Opening Height 29.25, Clear Opening Area 6.969625, Egress Meets Typical 5.7 sqft (E) (United States Only)**
Grille: **SDL w/Spacer, No Custom Grille, 7/8", Traditional (4W2H / 4W2H)**
Vertical Mull 1: **FactoryMull, Standard Joining Mullion, Mull Design Pressure- 20, Overall Thru Direction- Vertical**
2: 37.565 Double Hung, Equal
Frame Size: 37 1/2 X 65
Unit Type: **No Program**
General Information: **No Package, Without Hinged Glass Panel, Clad, Pine, 5", 3 11/16", Jambliner Color:** Gray
Exterior Color / Finish: Standard Enduraclad, Brown
Interior Color / Finish: Prefinished White Paint Interior
Glass: Insulated Low-E Advanced Low-E Insulating Glass Argon Non High Altitude
Hardware Options: Cam-Action Lock, White, No Limited Opening Hardware, Order Sash Lift, No Integrated Sensor
Screen: Full Screen, Brown, InView™
Performance Information: U-Factor 0.30, SHGC 0.27, VLT 0.50, CPD PEL-N-35-00426-00003, Performance Class LC, PG 30, Calculated Positive DP Rating 30, Calculated Negative DP Rating 30, Year Rated 08|11, Clear Opening Width 34.312, Clear Opening Height 29.25, Clear Opening Area 6.969625, Egress Meets Typical 5.7 sqft (E) (United States Only)
Grille: SDL w/Spacer, No Custom Grille, 7/8", Traditional (4W2H / 4W2H)
Vertical Mull 2: FactoryMull, Standard Joining Mullion, Mull Design Pressure- 20, Overall Thru Direction- Vertical
3: 37.565 Double Hung, Equal
Frame Size: 37 1/2 X 65
Unit Type: No Program
General Information: No Package, Without Hinged Glass Panel, Clad, Pine, 5", 3 11/16", Jambliner Color: **Gray**
Exterior Color / Finish: **Standard Enduraclad, Brown**
Interior Color / Finish: **Prefinished White Paint Interior**
Glass: **Insulated Low-E Advanced Low-E Insulating Glass Argon Non High Altitude**
Hardware Options: **Cam-Action Lock, White, No Limited Opening Hardware, Order Sash Lift, No Integrated Sensor**
Screen: **Full Screen, Brown, InView™**
Performance Information: **U-Factor 0.30, SHGC 0.27, VLT 0.50, CPD PEL-N-35-00426-00003, Performance Class LC, PG 30, Calculated Positive DP Rating 30, Calculated Negative DP Rating 30, Year Rated 08|11, Clear Opening Width 34.312, Clear Opening Height 29.25, Clear Opening Area 6.969625, Egress Meets Typical 5.7 sqft (E) (United States Only)**
Grille: **SDL w/Spacer, No Custom Grille, 7/8", Traditional (4W2H / 4W2H)**
Wrapping Information: **Foldout Fins, Factory Applied, No Exterior Trim, 6 9/16", 7 7/8", Standard Four Sided Jamb Extension, Factory Applied, Pella Recommended Clearance, Perimeter Length = 355".**

Rough Opening: 113 - 1/4" X 65 - 3/4

Line #	Location:	Attributes		
--------	-----------	------------	--	--

55	13/14	Lifestyle, Double Hung, 31.5 X 65, Without HGP, Brown	Item Price	Qty	Ext'd Price
			\$1,578.06	2	\$3,156.12



PK #
2140

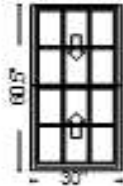
Viewed From Exterior

1: 31.565 Double Hung, Equal
Frame Size: 31 1/2 X 65
Unit Type: No Program
General Information: No Package, Without Hinged Glass Panel, Clad, Pine, 5", 3 11/16", Jambliner Color: **Gray**
Exterior Color / Finish: **Standard Enduraclad, Brown**
Interior Color / Finish: **Prefinished White Paint Interior**
Glass: **Insulated Tempered Low-E Advanced Low-E Insulating Glass Argon Non High Altitude**
Hardware Options: **Cam-Action Lock, White, No Limited Opening Hardware, Order Sash Lift, No Integrated Sensor**
Screen: **Full Screen, Brown, InView™**
Performance Information: **U-Factor 0.30, SHGC 0.27, VLT 0.50, CPD PEL-N-35-00427-00003, Performance Class LC, PG 35, Calculated Positive DP Rating 35, Calculated Negative DP Rating 35, Year Rated 08/11, Clear Opening Width 28.312, Clear Opening Height 29.25, Clear Opening Area 5.750875, Egress Meets Typical 5.7 sqft (E) (United States Only)**
Grille: **SDL w/Spacer, No Custom Grille, 7/8", Traditional (3W2H / 3W2H)**
Wrapping Information: **Foldout Fins, Factory Applied, No Exterior Trim, 6 9/16", 7 7/8", Standard Four Sided Jamb Extension, Factory Applied, Pella Recommended Clearance, Perimeter Length = 193".**

Rough Opening: 32 - 1/4" X 65 - 3/4"

Line #	Location:	Attributes		
--------	-----------	------------	--	--

60	21	Lifestyle, Double Hung, 30 X 60.5, Without HGP, Brown	Item Price	Qty	Ext'd Price
			\$1,368.88	1	\$1,368.88



PK #
2140

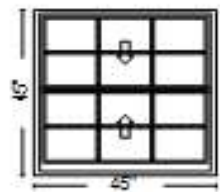
Viewed From Exterior

1: 3060.5 Double Hung, Equal
Frame Size: 30 X 60 1/2
Unit Type: No Program
General Information: No Package, Without Hinged Glass Panel, Clad, Pine, 5", 3 11/16", Jambliner Color: **Gray**
Exterior Color / Finish: **Standard Enduraclad, Brown**
Interior Color / Finish: **Prefinished White Paint Interior**
Glass: **Insulated Low-E Advanced Low-E Insulating Glass Argon Non High Altitude**
Hardware Options: **Cam-Action Lock, White, No Limited Opening Hardware, Order Sash Lift, No Integrated Sensor**
Screen: **Full Screen, Brown, InView™**
Performance Information: **U-Factor 0.30, SHGC 0.27, VLT 0.50, CPD PEL-N-35-00426-00003, Performance Class LC, PG 35, Calculated Positive DP Rating 35, Calculated Negative DP Rating 35, Year Rated 08/11, Clear Opening Width 26.812, Clear Opening Height 27, Clear Opening Area 5.02725, Egress Meets Typical for ground floor 5.0 sqft (E1) (United States Only)**
Grille: **SDL w/Spacer, No Custom Grille, 7/8", Traditional (3W2H / 3W2H)**
Wrapping Information: **Foldout Fins, Factory Applied, No Exterior Trim, 6 9/16", 7 7/8", Standard Four Sided Jamb Extension, Factory Applied, Pella Recommended Clearance, Perimeter Length = 181".**

Rough Opening: 30 - 3/4" X 61 - 1/4"

Line #	Location:	Attributes
--------	-----------	------------

Line #	Location:	Attributes	Item Price	Qty	Ext'd Price
65	20	Architect, Traditional, Double Hung, 45 X 45, Brown	\$1,250.19	1	\$1,250.19



PK #
2140

Viewed From Exterior

1: Traditional, 4545 Double Hung, Equal
Frame Size: 45 X 45
General Information: Standard, Style, Clad, Pine, 5", 3 11/16"
Exterior Color / Finish: Painted, Standard Enduraclad, Brown
Interior Color / Finish: Prefinished White Paint Interior
Sash / Panel: Ogee, Ogee, Standard, No Sash Lugs
Glass: Insulated Dual Low-E Advanced Low-E Insulating Glass Argon Non High Altitude
Hardware Options: Cam-Action Lock, White, No Window Opening Control Device, No Limited Opening Hardware, Order Sash Lift, No Integrated Sensor
Screen: Full Screen, Standard EnduraClad, Brown, Standard, InView™
Performance Information: U-Factor 0.29, SHGC 0.25, VLT 0.47, CPD PEL-N-232-01142-00001, Performance Class CW, PG 50, Calculated Positive DP Rating 50, Calculated Negative DP Rating 50, Year Rated 08|11, Clear Opening Width 41.625, Clear Opening Height 18.062, Clear Opening Area 5.221047, Egress Does not meet typical United States egress, but may comply with local code requirements
Grille: GBG, No Custom Grille, 3/4" Contour, Traditional (3W2H / 3W2H), White, Brown
Wrapping Information: Foldout Fins, Factory Applied, No Exterior Trim, 6 9/16", 7 7/8", Standard Four Sided Jamb Extension, Factory Applied, Pella Recommended Clearance, Perimeter Length = 180".

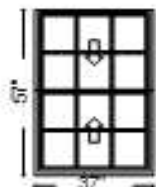
Rough Opening: 45 - 3/4" X 45 - 3/4"

Customer Notes: DUE TO THE WIDTH HAD TO QUOTE ARCHITECT.

THIS WINDOW WILL LOOK DIFFERENT THEN THE OTHERS

Line #	Location:	Attributes
--------	-----------	------------

Line #	Location:	Attributes	Item Price	Qty	Ext'd Price
70	17/18	Lifestyle, Double Hung, 37 X 57, Without HGP, Brown	\$1,292.01	2	\$2,584.02



PK #
2140

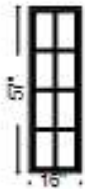
Viewed From Exterior

1: 3757 Double Hung, Equal
Frame Size: 37 X 57
Unit Type: No Program
General Information: No Package, Without Hinged Glass Panel, Clad, Pine, 5", 3 11/16", Jambliner Color: **Gray**
Exterior Color / Finish: Standard Enduraclad, Brown
Interior Color / Finish: Prefinished White Paint Interior
Glass: Insulated Low-E Advanced Low-E Insulating Glass Argon Non High Altitude
Hardware Options: Cam-Action Lock, White, No Limited Opening Hardware, Order Sash Lift, No Integrated Sensor
Screen: Full Screen, Brown, InView™
Performance Information: U-Factor 0.30, SHGC 0.27, VLT 0.50, CPD PEL-N-35-00426-00003, Performance Class LC, PG 35, Calculated Positive DP Rating 35, Calculated Negative DP Rating 35, Year Rated 08|11, Clear Opening Width 33.812, Clear Opening Height 25.25, Clear Opening Area 5.92884, Egress Meets Typical 5.7 sqft (E) (United States Only)
Grille: SDL w/Spacer, No Custom Grille, 7/8", Traditional (3W2H / 3W2H)
Wrapping Information: Foldout Fins, Factory Applied, No Exterior Trim, 6 9/16", 7 7/8", Standard Four Sided Jamb Extension, Factory Applied, Pella Recommended Clearance, Perimeter Length = 188".

Rough Opening: 37 - 3/4" X 57 - 3/4"

Line #	Location:	Attributes
--------	-----------	------------

Line #	Location:	Attributes	Item Price	Qty	Ext'd Price
75	16/19	Lifestyle, Direct Set, Fixed Frame, 16 X 57, Without HGP, Brown	\$727.15	2	\$1,454.30



Viewed From Exterior

PK #
2138

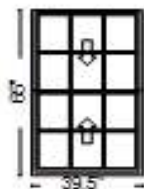
1: 1657 Fixed Frame Direct Set
Frame Size: 16 X 57
General Information: No Package, Without Hinged Glass Panel, Interior Glazed, Standard, Clad, Pine, 5", 3 11/16"
Exterior Color / Finish: Standard Enduraclad, Brown
Interior Color / Finish: Prefinished White Paint Interior
Glass: Insulated Dual Low-E Advanced Low-E Insulating Glass Argon Non High Altitude
Performance Information: U-Factor 0.28, SHGC 0.29, VLT 0.55, CPD PEL-N-18-03366-00001, Performance Class CW, PG 90, Calculated Positive DP Rating 90, Calculated Negative DP Rating 90, Year Rated 08|11
Grille: GBG, No Custom Grille, 3/4" Contour, Traditional (2W4H), White, Brown
Wrapping Information: Foldout Fins, Factory Applied, No Exterior Trim, 6 9/16", 7 7/8", Standard Four Sided Jamb Extension, Factory Applied, Pella Recommended Clearance, Perimeter Length = 146".

Rough Opening: 16 - 3/4" X 57 - 3/4"

Customer Notes: Had to move to direct set for 16W

Line #	Location:	Attributes
--------	-----------	------------

Line #	Location:	Attributes	Item Price	Qty	Ext'd Price
80	15	Lifestyle, Double Hung, 39.5 X 65, Without HGP, Brown	\$1,501.66	1	\$1,501.66



Viewed From Exterior

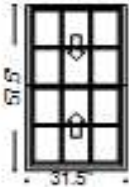
PK #
2140

1: 39.565 Double Hung, Equal
Frame Size: 39 1/2 X 65
Unit Type: No Program
General Information: No Package, Without Hinged Glass Panel, Clad, Pine, 5", 3 11/16", Jambliner Color: **Gray**
Exterior Color / Finish: Standard Enduraclad, Brown
Interior Color / Finish: Prefinished White Paint Interior
Glass: Insulated Low-E Advanced Low-E Insulating Glass Argon Non High Altitude
Hardware Options: Cam-Action Lock, White, No Limited Opening Hardware, Order Sash Lift, No Integrated Sensor
Screen: Full Screen, Brown, InView™
Performance Information: U-Factor 0.30, SHGC 0.27, VLT 0.50, CPD PEL-N-35-00426-00003, Performance Class LC, PG 30, Calculated Positive DP Rating 30, Calculated Negative DP Rating 30, Year Rated 08|11, Clear Opening Width 36.312, Clear Opening Height 29.25, Clear Opening Area 7.375875, Egress Meets Typical 5.7 sqft (E) (United States Only)
Grille: SDL w/Spacer, No Custom Grille, 7/8", Traditional (3W2H / 3W2H)
Wrapping Information: Foldout Fins, Factory Applied, No Exterior Trim, 6 9/16", 7 7/8", Standard Four Sided Jamb Extension, Factory Applied, Pella Recommended Clearance, Perimeter Length = 209".

Rough Opening: 40 - 1/4" X 65 - 3/4"

Line #	Location:	Attributes		
--------	-----------	------------	--	--

85	33/34	Lifestyle, Double Hung, 31.5 X 57.5, Without HGP, Brown	Item Price	Qty	Ext'd Price
			\$1,237.31	2	\$2,474.62



PK #
2140

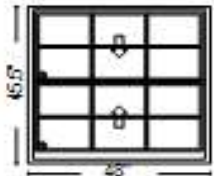
Viewed From Exterior

1: 31.557.5 Double Hung, Equal
Frame Size: 31 1/2 X 57 1/2
Unit Type: No Program
General Information: No Package, Without Hinged Glass Panel, Clad, Pine, 5", 3 11/16", Jambliner Color: **Gray**
Exterior Color / Finish: **Standard Enduraclad, Brown**
Interior Color / Finish: **Prefinished White Paint Interior**
Glass: **Insulated Low-E Advanced Low-E Insulating Glass Argon Non High Altitude**
Hardware Options: **Cam-Action Lock, White, No Limited Opening Hardware, Order Sash Lift, No Integrated Sensor**
Screen: **Full Screen, Brown, InView™**
Performance Information: **U-Factor 0.30, SHGC 0.27, VLT 0.50, CPD PEL-N-35-00426-00003, Performance Class LC, PG 40, Calculated Positive DP Rating 40, Calculated Negative DP Rating 40, Year Rated 08|11, Clear Opening Width 28.312, Clear Opening Height 25.5, Clear Opening Area 5.013583, Egress Meets Typical for ground floor 5.0 sqft (E1) (United States Only)**
Grille: **SDL w/Spacer, No Custom Grille, 7/8", Traditional (3W2H / 3W2H)**
Wrapping Information: **Foldout Fins, Factory Applied, No Exterior Trim, 6 9/16", 7 7/8", Standard Four Sided Jamb Extension, Factory Applied, Pella Recommended Clearance, Perimeter Length = 178".**

Rough Opening: 32 - 1/4" X 58 - 1/4"

Line #	Location:	Attributes		
--------	-----------	------------	--	--

90	35	Architect, Traditional, Double Hung, 48 X 45.5, Brown	Item Price	Qty	Ext'd Price
			\$1,645.70	1	\$1,645.70



PK #
2140

Viewed From Exterior

1: Traditional, 4845.5 Double Hung, Equal
Frame Size: 48 X 45 1/2
General Information: Standard, Luxury, Clad, Pine, 5", 3 11/16"
Exterior Color / Finish: Painted, Standard Enduraclad, Brown
Interior Color / Finish: Prefinished White Paint Interior
Sash / Panel: Ogee, Ogee, Standard, No Sash Lugs
Glass: Insulated Dual Tempered Obscure Low-E Obscure Advanced Low-E Insulating Glass Argon Non High Altitude
Hardware Options: Cam-Action Lock, White, No Window Opening Control Device, No Limited Opening Hardware, Order Sash Lift, No Integrated Sensor
Screen: Full Screen, Standard EnduraClad, Brown, Standard, InView™
Performance Information: U-Factor 0.29, SHGC 0.25, VLT 0.46, CPD PEL-N-232-01146-00001, Performance Class CW, PG 50, Calculated Positive DP Rating 50, Calculated Negative DP Rating 50, Year Rated 08|11, Clear Opening Width 44.625, Clear Opening Height 18.312, Clear Opening Area 5.674813, Egress Does not meet typical United States egress, but may comply with local code requirements
Grille: GBG, No Custom Grille, 3/4" Contour, Traditional (3W2H / 3W2H), White, Brown
Wrapping Information: Foldout Fins, Factory Applied, No Exterior Trim, 6 9/16", 7 7/8", Standard Four Sided Jamb Extension, Factory Applied, Pella Recommended Clearance, Perimeter Length = 187".

Obscure Glass Style: Pattern62(Standard)

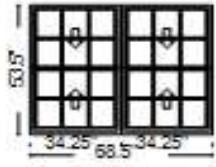
Rough Opening: 48 - 3/4" X 46 - 1/4"

Customer Notes: DUE TO THE WIDTH HAD TO QUOTE ARCHITECT.

THIS WINDOW WILL LOOK DIFFERENT THEN THE OTHERS

Line #	Location:	Attributes
--------	-----------	------------

95	31/32	<table border="0"> <thead> <tr> <th></th> <th>Item Price</th> <th>Qty</th> <th>Ext'd Price</th> </tr> </thead> <tbody> <tr> <td>Lifestyle, 2-Wide Double Hung, 68.5 X 53.5, Without HGP, Brown</td> <td>\$2,795.61</td> <td>1</td> <td>\$2,795.61</td> </tr> </tbody> </table>		Item Price	Qty	Ext'd Price	Lifestyle, 2-Wide Double Hung, 68.5 X 53.5, Without HGP, Brown	\$2,795.61	1	\$2,795.61
	Item Price	Qty	Ext'd Price							
Lifestyle, 2-Wide Double Hung, 68.5 X 53.5, Without HGP, Brown	\$2,795.61	1	\$2,795.61							



PK #
2140

Viewed From Exterior

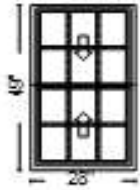
1: 34.2553.5 Double Hung, Equal
Frame Size: 34 1/4 X 53 1/2
Unit Type: No Program
General Information: No Package, Without Hinged Glass Panel, Clad, Pine, 5", 3 11/16", Jambliner Color: **Gray**
Exterior Color / Finish: **Standard Enduraclad, Brown**
Interior Color / Finish: **Prefinished White Paint Interior**
Glass: **Insulated Low-E Advanced Low-E Insulating Glass Argon Non High Altitude**
Hardware Options: **Cam-Action Lock, White, No Limited Opening Hardware, Order Sash Lift, No Integrated Sensor**
Screen: **Full Screen, Brown, InView™**
Performance Information: **U-Factor 0.30, SHGC 0.27, VLT 0.50, CPD PEL-N-35-00426-00003, Performance Class LC, PG 35, Calculated Positive DP Rating 35, Calculated Negative DP Rating 35, Year Rated 08|11, Clear Opening Width 31.062, Clear Opening Height 23.5, Clear Opening Area 5.069146, Egress Does not meet typical United States egress, but may comply with local code requirements**
Grille: **SDL w/Spacer, No Custom Grille, 7/8", Traditional (3W2H / 3W2H)**
Vertical Mull 1: **FactoryMull, Standard Joining Mullion, Mull Design Pressure- 20, Overall Thru Direction- Vertical**

2: 34.2553.5 Double Hung, Equal
Frame Size: 34 1/4 X 53 1/2
Unit Type: **No Program**
General Information: **No Package, Without Hinged Glass Panel, Clad, Pine, 5", 3 11/16", Jambliner Color:** Gray
Exterior Color / Finish: Standard Enduraclad, Brown
Interior Color / Finish: Prefinished White Paint Interior
Glass: Insulated Low-E Advanced Low-E Insulating Glass Argon Non High Altitude
Hardware Options: Cam-Action Lock, White, No Limited Opening Hardware, Order Sash Lift, No Integrated Sensor
Screen: Full Screen, Brown, InView™
Performance Information: U-Factor 0.30, SHGC 0.27, VLT 0.50, CPD PEL-N-35-00426-00003, Performance Class LC, PG 35, Calculated Positive DP Rating 35, Calculated Negative DP Rating 35, Year Rated 08|11, Clear Opening Width 31.062, Clear Opening Height 23.5, Clear Opening Area 5.069146, Egress Does not meet typical United States egress, but may comply with local code requirements
Grille: SDL w/Spacer, No Custom Grille, 7/8", Traditional (3W2H / 3W2H)
Wrapping Information: Foldout Fins, Factory Applied, No Exterior Trim, 6 9/16", 7 7/8", Standard Four Sided Jamb Extension, Factory Applied, Pella Recommended Clearance, Perimeter Length = 244".

Rough Opening: 69 - 1/4" X 54 - 1/4"

Line #	Location:	Attributes		
--------	-----------	------------	--	--

Line #	Location:		Item Price	Qty	Ext'd Price
100	50/51	Lifestyle, Double Hung, 28 X 49, Without HGP, Brown	\$1,259.57	2	\$2,519.14



PK #
2140

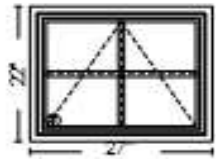
Viewed From Exterior

1: 2849 Double Hung, Equal
Frame Size: 28 X 49
Unit Type: No Program
General Information: No Package, Without Hinged Glass Panel, Clad, Pine, 5", 3 11/16", Jambliner Color: **Gray**
Exterior Color / Finish: **Standard Enduraclad, Brown**
Interior Color / Finish: **Prefinished White Paint Interior**
Glass: **Insulated Low-E Advanced Low-E Insulating Glass Argon Non High Altitude**
Hardware Options: **Cam-Action Lock, White, No Limited Opening Hardware, Order Sash Lift, No Integrated Sensor**
Screen: **Full Screen, Brown, InView™**
Performance Information: **U-Factor 0.30, SHGC 0.27, VLT 0.50, CPD PEL-N-35-00426-00003, Performance Class LC, PG 50, Calculated Positive DP Rating 50, Calculated Negative DP Rating 50, Year Rated 08|11, Clear Opening Width 24.812, Clear Opening Height 21.25, Clear Opening Area 3.661493, Egress Does not meet typical United States egress, but may comply with local code requirements**
Grille: **SDL w/Spacer, No Custom Grille, 7/8", Traditional (3W2H / 3W2H)**
Wrapping Information: **Foldout Fins, Factory Applied, No Exterior Trim, 6 9/16", 7 7/8", Standard Four Sided Jamb Extension, Factory Applied, Pella Recommended Clearance, Perimeter Length = 154".**

Rough Opening: 28 - 3/4" X 49 - 3/4"

Line #	Location:	Attributes		
--------	-----------	------------	--	--

Line #	Location:		Item Price	Qty	Ext'd Price
105	53	Lifestyle, Awning, Vent, 27 X 22, Without HGP, Brown	\$925.48	1	\$925.48



PK #
2140

Viewed From Exterior

1: 2722 Vent Awning
Frame Size: 27 X 22
General Information: No Package, Without Hinged Glass Panel, Clad, Pine, 5", 3 11/16"
Exterior Color / Finish: Standard Enduraclad, Brown
Interior Color / Finish: Prefinished White Paint Interior
Glass: Insulated Tempered Low-E Advanced Low-E Insulating Glass Argon Non High Altitude
Hardware Options: Wash Hinge Hardware, Fold-Away Crank, White, No Limited Opening Hardware, No Integrated Sensor, Sill
Screen: Full Screen, White, InView™
Performance Information: U-Factor 0.29, SHGC 0.25, VLT 0.46, CPD PEL-N-37-00724-00001, Performance Class LC, PG 30, Calculated Positive DP Rating 30, Calculated Negative DP Rating 30, Year Rated 08|11, Egress Not Applicable
Grille: SDL w/Spacer, No Custom Grille, 7/8", Traditional (2W2H)
Wrapping Information: Foldout Fins, Factory Applied, No Exterior Trim, 6 9/16", 7 7/8", Standard Four Sided Jamb Extension, Factory Applied, Pella Recommended Clearance, Perimeter Length = 98".

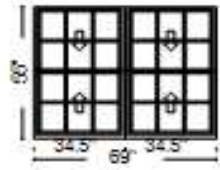
Rough Opening: 27 - 3/4" X 22 - 3/4"

Line #	Location:	Attributes
--------	-----------	------------

110 48

Lifestyle, 2-Wide Double Hung, 69 X 55, Without HGP, Brown

Item Price	Qty	Ext'd Price
\$2,811.23	1	\$2,811.23



PK #
2140

Viewed From Exterior

1: 34.555 Double Hung, Equal
Frame Size: 34 1/2 X 55
Unit Type: No Program
General Information: No Package, Without Hinged Glass Panel, Clad, Pine, 5", 3 11/16", Jambliner Color: **Gray**
Exterior Color / Finish: **Standard Enduraclad, Brown**
Interior Color / Finish: **Prefinished White Paint Interior**
Glass: **Insulated Low-E Advanced Low-E Insulating Glass Argon Non High Altitude**
Hardware Options: **Cam-Action Lock, White, No Limited Opening Hardware, Order Sash Lift, No Integrated Sensor**
Screen: **Full Screen, Brown, InView™**
Performance Information: **U-Factor 0.30, SHGC 0.27, VLT 0.50, CPD PEL-N-35-00426-00003, Performance Class LC, PG 35, Calculated Positive DP Rating 35, Calculated Negative DP Rating 35, Year Rated 08|11, Clear Opening Width 31.312, Clear Opening Height 24.25, Clear Opening Area 5.273028, Egress Meets Typical for ground floor 5.0 sqft (E1) (United States Only)**
Grille: **SDL w/Spacer, No Custom Grille, 7/8", Traditional (3W2H / 3W2H)**
Vertical Mull 1: **FactoryMull, Standard Joining Mullion, Mull Design Pressure- 20, Overall Thru Direction- Vertical**
2: 34.555 Double Hung, Equal
Frame Size: **34 1/2 X 55**
Unit Type: **No Program**
General Information: **No Package, Without Hinged Glass Panel, Clad, Pine, 5", 3 11/16", Jambliner Color:** Gray
Exterior Color / Finish: Standard Enduraclad, Brown
Interior Color / Finish: Prefinished White Paint Interior
Glass: Insulated Low-E Advanced Low-E Insulating Glass Argon Non High Altitude
Hardware Options: Cam-Action Lock, White, No Limited Opening Hardware, Order Sash Lift, No Integrated Sensor
Screen: Full Screen, Brown, InView™
Performance Information: U-Factor 0.30, SHGC 0.27, VLT 0.50, CPD PEL-N-35-00426-00003, Performance Class LC, PG 35, Calculated Positive DP Rating 35, Calculated Negative DP Rating 35, Year Rated 08|11, Clear Opening Width 31.312, Clear Opening Height 24.25, Clear Opening Area 5.273028, Egress Meets Typical for ground floor 5.0 sqft (E1) (United States Only)
Grille: SDL w/Spacer, No Custom Grille, 7/8", Traditional (3W2H / 3W2H)
Wrapping Information: Foldout Fins, Factory Applied, No Exterior Trim, 6 9/16", 7 7/8", Standard Four Sided Jamb Extension, Factory Applied, Pella Recommended Clearance, Perimeter Length = 248".

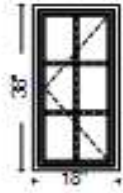
Rough Opening: 69 - 3/4" X 55 - 3/4"

Line #	Location:	Attributes	Item Price	Qty	Ext'd Price
--------	-----------	------------	------------	-----	-------------

120 54

Lifestyle, Casement Left, 18 X 38, Without HGP, Brown

\$912.08 1 \$912.08



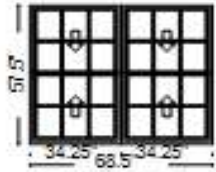
PK #
2140

Viewed From Exterior

1: 1838 Left Casement
Frame Size: 18 X 38
Unit Type: No Program
General Information: No Package, Without Hinged Glass Panel, Clad, Pine, 5", 3 11/16"
Exterior Color / Finish: Standard Enduraclad, Brown
Interior Color / Finish: Prefinished White Paint Interior
Glass: Insulated Low-E Advanced Low-E Insulating Glass Argon Non High Altitude
Hardware Options: Wash Hinge Hardware, Fold-Away Crank, White, No Window Opening Control Device, No Limited Opening Hardware, No Integrated Sensor
Screen: Full Screen, White, InView™
Performance Information: U-Factor 0.29, SHGC 0.25, VLT 0.47, CPD PEL-N-14-00679-00001, Performance Class LC, PG 50, Calculated Positive DP Rating 50, Calculated Negative DP Rating 50, Year Rated 08|11, Clear Opening Width 8.25, Clear Opening Height 33.875, Clear Opening Area 1.940755, Egress Does not meet typical United States egress, but may comply with local code requirements
Grille: SDL w/Spacer, No Custom Grille, 7/8", Traditional (2W3H)
Wrapping Information: Foldout Fins, Factory Applied, No Exterior Trim, 6 9/16", 7 7/8", Standard Four Sided Jamb Extension, Factory Applied, Pella Recommended Clearance, Perimeter Length = 112".

Rough Opening: 18 - 3/4" X 38 - 3/4"

Line #	Location:	Attributes	Item Price	Qty	Ext'd Price
125	42/43	Lifestyle, 2-Wide Double Hung, 68.5 X 57.5, Without HGP, Brown	\$2,858.07	1	\$2,858.07



PK #
2140

Viewed From Exterior

1: 34.2557.5 Double Hung, Equal

Frame Size: 34 1/4 X 57 1/2

Unit Type: No Program

General Information: No Package, Without Hinged Glass Panel, Clad, Pine, 5", 3 11/16", Jambliner Color: **Gray**

Exterior Color / Finish: **Standard Enduraclad, Brown**

Interior Color / Finish: **Prefinished White Paint Interior**

Glass: **Insulated Low-E Advanced Low-E Insulating Glass Argon Non High Altitude**

Hardware Options: **Cam-Action Lock, White, No Limited Opening Hardware, Order Sash Lift, No Integrated Sensor**

Screen: **Full Screen, Brown, InView™**

Performance Information: **U-Factor 0.30, SHGC 0.27, VLT 0.50, CPD PEL-N-35-00426-00003, Performance Class LC, PG 35, Calculated Positive DP Rating 35, Calculated Negative DP Rating 35, Year Rated 08|11, Clear Opening Width 31.062, Clear Opening Height 25.5, Clear Opening Area 5.500563, Egress Meets Typical for ground floor 5.0 sqft (E1) (United States Only)**

Grille: **SDL w/Spacer, No Custom Grille, 7/8", Traditional (3W2H / 3W2H)**

Vertical Mull 1: **FactoryMull, Standard Joining Mullion, Mull Design Pressure- 20, Overall Thru Direction- Vertical**

2: 34.2557.5 Double Hung, Equal

Frame Size: **34 1/4 X 57 1/2**

Unit Type: **No Program**

General Information: **No Package, Without Hinged Glass Panel, Clad, Pine, 5", 3 11/16", Jambliner Color: Gray**

Exterior Color / Finish: **Standard Enduraclad, Brown**

Interior Color / Finish: **Prefinished White Paint Interior**

Glass: **Insulated Low-E Advanced Low-E Insulating Glass Argon Non High Altitude**

Hardware Options: **Cam-Action Lock, White, No Limited Opening Hardware, Order Sash Lift, No Integrated Sensor**

Screen: **Full Screen, Brown, InView™**

Performance Information: **U-Factor 0.30, SHGC 0.27, VLT 0.50, CPD PEL-N-35-00426-00003, Performance Class LC, PG 35, Calculated Positive DP Rating 35, Calculated Negative DP Rating 35, Year Rated 08|11, Clear Opening Width 31.062, Clear Opening Height 25.5, Clear Opening Area 5.500563, Egress Meets Typical for ground floor 5.0 sqft (E1) (United States Only)**

Grille: **SDL w/Spacer, No Custom Grille, 7/8", Traditional (3W2H / 3W2H)**

Wrapping Information: **Foldout Fins, Factory Applied, No Exterior Trim, 6 9/16", 7 7/8", Standard Four Sided Jamb Extension, Factory Applied, Pella Recommended Clearance, Perimeter Length = 252".**

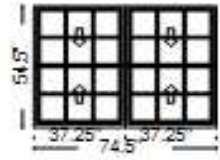
Rough Opening: 69 - 1/4" X 58 - 1/4"

Line #	Location:	Attributes
--------	-----------	------------

130 22

Lifestyle, 2-Wide Double Hung, 74.5 X 54.5, Without HGP, Brown

Item Price	Qty	Ext'd Price
\$2,858.07	1	\$2,858.07



PK #
2140

Viewed From Exterior

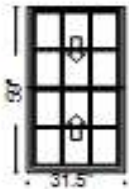
1: 37.2554.5 Double Hung, Equal
Frame Size: 37 1/4 X 54 1/2
Unit Type: No Program
General Information: No Package, Without Hinged Glass Panel, Clad, Pine, 5", 3 11/16", Jambliner Color: **Gray**
Exterior Color / Finish: **Standard Enduraclad, Brown**
Interior Color / Finish: **Prefinished White Paint Interior**
Glass: **Insulated Low-E Advanced Low-E Insulating Glass Argon Non High Altitude**
Hardware Options: **Cam-Action Lock, White, No Limited Opening Hardware, Order Sash Lift, No Integrated Sensor**
Screen: **Full Screen, Brown, InView™**
Performance Information: **U-Factor 0.30, SHGC 0.27, VLT 0.50, CPD PEL-N-35-00426-00003, Performance Class LC, PG 30, Calculated Positive DP Rating 30, Calculated Negative DP Rating 30, Year Rated 08|11, Clear Opening Width 34.062, Clear Opening Height 24, Clear Opening Area 5.677, Egress Meets Typical for ground floor 5.0 sqft (E1) (United States Only)**
Grille: **SDL w/Spacer, No Custom Grille, 7/8", Traditional (3W2H / 3W2H)**
Vertical Mull 1: **FactoryMull, Standard Joining Mullion, Mull Design Pressure- 20, Overall Thru Direction- Vertical**

2: 37.2554.5 Double Hung, Equal
Frame Size: 37 1/4 X 54 1/2
Unit Type: **No Program**
General Information: **No Package, Without Hinged Glass Panel, Clad, Pine, 5", 3 11/16", Jambliner Color:** Gray
Exterior Color / Finish: Standard Enduraclad, Brown
Interior Color / Finish: Prefinished White Paint Interior
Glass: Insulated Low-E Advanced Low-E Insulating Glass Argon Non High Altitude
Hardware Options: Cam-Action Lock, White, No Limited Opening Hardware, Order Sash Lift, No Integrated Sensor
Screen: Full Screen, Brown, InView™
Performance Information: U-Factor 0.30, SHGC 0.27, VLT 0.50, CPD PEL-N-35-00426-00003, Performance Class LC, PG 30, Calculated Positive DP Rating 30, Calculated Negative DP Rating 30, Year Rated 08|11, Clear Opening Width 34.062, Clear Opening Height 24, Clear Opening Area 5.677, Egress Meets Typical for ground floor 5.0 sqft (E1) (United States Only)
Grille: SDL w/Spacer, No Custom Grille, 7/8", Traditional (3W2H / 3W2H)
Wrapping Information: Foldout Fins, Factory Applied, No Exterior Trim, 6 9/16", 7 7/8", Standard Four Sided Jamb Extension, Factory Applied, Pella Recommended Clearance, Perimeter Length = 258".

Rough Opening: 75 - 1/4" X 55 - 1/4"

Line #	Location:	Attributes		
--------	-----------	------------	--	--

135	45	Lifestyle, Double Hung, 31.5 X 59, Without HGP, Brown	Item Price	Qty	Ext'd Price
			\$1,368.88	1	\$1,368.88



PK #
2140

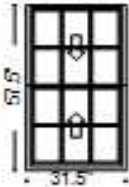
Viewed From Exterior

1: 31.559 Double Hung, Equal
Frame Size: 31 1/2 X 59
Unit Type: No Program
General Information: No Package, Without Hinged Glass Panel, Clad, Pine, 5", 3 11/16", Jambliner Color: **Gray**
 Exterior Color / Finish: **Standard Enduraclad, Brown**
 Interior Color / Finish: **Prefinished White Paint Interior**
 Glass: **Insulated Low-E Advanced Low-E Insulating Glass Argon Non High Altitude**
 Hardware Options: **Cam-Action Lock, White, No Limited Opening Hardware, Order Sash Lift, No Integrated Sensor**
 Screen: **Full Screen, Brown, InView™**
 Performance Information: **U-Factor 0.30, SHGC 0.27, VLT 0.50, CPD PEL-N-35-00426-00003, Performance Class LC, PG 40, Calculated Positive DP Rating 40, Calculated Negative DP Rating 40, Year Rated 08/11, Clear Opening Width 28.312, Clear Opening Height 26.25, Clear Opening Area 5.161042, Egress Meets Typical for ground floor 5.0 sqft (E1) (United States Only)**
 Grille: **SDL w/Spacer, No Custom Grille, 7/8", Traditional (3W2H / 3W2H)**
 Wrapping Information: **Foldout Fins, Factory Applied, No Exterior Trim, 6 9/16", 7 7/8", Standard Four Sided Jamb Extension, Factory Applied, Pella Recommended Clearance, Perimeter Length = 181"**

Rough Opening: 32 - 1/4" X 59 - 3/4"

Line #	Location:	Attributes		
--------	-----------	------------	--	--

140	46	Lifestyle, Double Hung, 31.5 X 57.5, Without HGP, Brown	Item Price	Qty	Ext'd Price
			\$1,237.31	1	\$1,237.31



PK #
2140

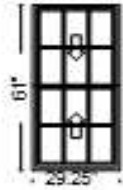
Viewed From Exterior

1: 31.557.5 Double Hung, Equal
Frame Size: 31 1/2 X 57 1/2
Unit Type: No Program
General Information: No Package, Without Hinged Glass Panel, Clad, Pine, 5", 3 11/16", Jambliner Color: **Gray**
 Exterior Color / Finish: **Standard Enduraclad, Brown**
 Interior Color / Finish: **Prefinished White Paint Interior**
 Glass: **Insulated Low-E Advanced Low-E Insulating Glass Argon Non High Altitude**
 Hardware Options: **Cam-Action Lock, White, No Limited Opening Hardware, Order Sash Lift, No Integrated Sensor**
 Screen: **Full Screen, Brown, InView™**
 Performance Information: **U-Factor 0.30, SHGC 0.27, VLT 0.50, CPD PEL-N-35-00426-00003, Performance Class LC, PG 40, Calculated Positive DP Rating 40, Calculated Negative DP Rating 40, Year Rated 08/11, Clear Opening Width 28.312, Clear Opening Height 25.5, Clear Opening Area 5.013583, Egress Meets Typical for ground floor 5.0 sqft (E1) (United States Only)**
 Grille: **SDL w/Spacer, No Custom Grille, 7/8", Traditional (3W2H / 3W2H)**
 Wrapping Information: **Foldout Fins, Factory Applied, No Exterior Trim, 6 9/16", 7 7/8", Standard Four Sided Jamb Extension, Factory Applied, Pella Recommended Clearance, Perimeter Length = 178"**

Rough Opening: 32 - 1/4" X 58 - 1/4"

Line #	Location:	Attributes
--------	-----------	------------

Line #	Location:	Attributes	Item Price	Qty	Ext'd Price
145	57	Lifestyle, Double Hung, 29.25 X 61, Without HGP, Brown	\$1,466.50	1	\$1,466.50



PK #
2140

Viewed From Exterior

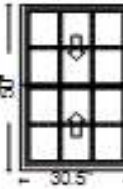
1: 29.2561 Double Hung, Equal
Frame Size: 29 1/4 X 61
Unit Type: No Program
General Information: No Package, Without Hinged Glass Panel, Clad, Pine, 5", 3 11/16", Jambliner Color: **Gray**
Exterior Color / Finish: **Standard Enduraclad, Brown**
Interior Color / Finish: **Prefinished White Paint Interior**
Glass: **Insulated Low-E Obscure Advanced Low-E Insulating Glass Argon Non High Altitude**
Hardware Options: **Cam-Action Lock, White, No Limited Opening Hardware, Order Sash Lift, No Integrated Sensor**
Screen: **Full Screen, Brown, InView™**
Performance Information: **U-Factor 0.30, SHGC 0.27, VLT 0.50, CPD PEL-N-35-00427-00003, Performance Class LC, PG 35, Calculated Positive DP Rating 35, Calculated Negative DP Rating 35, Year Rated 08|11, Clear Opening Width 26.062, Clear Opening Height 27.25, Clear Opening Area 4.931871, Egress Does not meet typical United States egress, but may comply with local code requirements**
Grille: **SDL w/Spacer, No Custom Grille, 7/8", Traditional (3W2H / 3W2H)**
Wrapping Information: **Foldout Fins, Factory Applied, No Exterior Trim, 6 9/16", 7 7/8", Standard Four Sided Jamb Extension, Factory Applied, Pella Recommended Clearance, Perimeter Length = 181"**

Obscure Glass Style: Pattern62(Standard)

Rough Opening: 30" X 61.75"

Line #	Location:	Attributes
--------	-----------	------------

Line #	Location:	Attributes	Item Price	Qty	Ext'd Price
150	49	Lifestyle, Double Hung, 30.5 X 50, Without HGP, Brown	\$1,290.80	1	\$1,290.80



PK #
2140

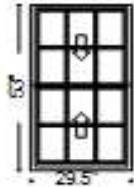
Viewed From Exterior

1: 30.550 Double Hung, Equal
Frame Size: 30 1/2 X 50
Unit Type: No Program
General Information: No Package, Without Hinged Glass Panel, Clad, Pine, 5", 3 11/16", Jambliner Color: **Gray**
Exterior Color / Finish: **Standard Enduraclad, Brown**
Interior Color / Finish: **Prefinished White Paint Interior**
Glass: **Insulated Low-E Advanced Low-E Insulating Glass Argon Non High Altitude**
Hardware Options: **Cam-Action Lock, White, No Limited Opening Hardware, Order Sash Lift, No Integrated Sensor**
Screen: **Full Screen, Brown, InView™**
Performance Information: **U-Factor 0.30, SHGC 0.27, VLT 0.50, CPD PEL-N-35-00426-00003, Performance Class LC, PG 40, Calculated Positive DP Rating 40, Calculated Negative DP Rating 40, Year Rated 08|11, Clear Opening Width 27.312, Clear Opening Height 21.75, Clear Opening Area 4.12525, Egress Does not meet typical United States egress, but may comply with local code requirements**
Grille: **SDL w/Spacer, No Custom Grille, 7/8", Traditional (3W2H / 3W2H)**
Wrapping Information: **Foldout Fins, Factory Applied, No Exterior Trim, 6 9/16", 7 7/8", Standard Four Sided Jamb Extension, Factory Applied, Pella Recommended Clearance, Perimeter Length = 161"**

Rough Opening: 31 - 1/4" X 50 - 3/4"

Line #	Location:	Attributes		
--------	-----------	------------	--	--

155	58	Lifestyle, Double Hung, 29.5 X 53, Without HGP, Brown	Item Price	Qty	Ext'd Price
			\$1,306.42	1	\$1,306.42



PK #
2140

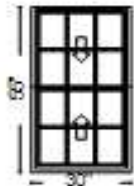
Viewed From Exterior

1: 29.553 Double Hung, Equal
Frame Size: 29 1/2 X 53
Unit Type: No Program
General Information: No Package, Without Hinged Glass Panel, Clad, Pine, 5", 3 11/16", Jambliner Color: **Gray**
Exterior Color / Finish: **Standard Enduraclad, Brown**
Interior Color / Finish: **Prefinished White Paint Interior**
Glass: **Insulated Low-E Advanced Low-E Insulating Glass Argon Non High Altitude**
Hardware Options: **Cam-Action Lock, White, No Limited Opening Hardware, Order Sash Lift, No Integrated Sensor**
Screen: **Full Screen, Brown, InView™**
Performance Information: **U-Factor 0.30, SHGC 0.27, VLT 0.50, CPD PEL-N-35-00426-00003, Performance Class LC, PG 40, Calculated Positive DP Rating 40, Calculated Negative DP Rating 40, Year Rated 08|11, Clear Opening Width 26.312, Clear Opening Height 23.25, Clear Opening Area 4.248291, Egress Does not meet typical United States egress, but may comply with local code requirements**
Grille: **SDL w/Spacer, No Custom Grille, 7/8", Traditional (3W2H / 3W2H)**
Wrapping Information: **Foldout Fins, Factory Applied, No Exterior Trim, 6 9/16", 7 7/8", Standard Four Sided Jamb Extension, Factory Applied, Pella Recommended Clearance, Perimeter Length = 165".**

Rough Opening: 30 - 1/4" X 53 - 3/4"

Line #	Location:	Attributes		
--------	-----------	------------	--	--

160	G1	Lifestyle, Double Hung, 30 X 55, Without HGP, Brown	Item Price	Qty	Ext'd Price
			\$1,322.04	1	\$1,322.04



PK #
2140

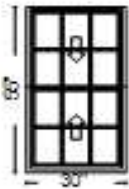
Viewed From Exterior

1: 3055 Double Hung, Equal
Frame Size: 30 X 55
Unit Type: No Program
General Information: No Package, Without Hinged Glass Panel, Clad, Pine, 5", 3 11/16", Jambliner Color: **Gray**
Exterior Color / Finish: **Standard Enduraclad, Brown**
Interior Color / Finish: **Prefinished White Paint Interior**
Glass: **Insulated Low-E Advanced Low-E Insulating Glass Argon Non High Altitude**
Hardware Options: **Cam-Action Lock, White, No Limited Opening Hardware, Order Sash Lift, No Integrated Sensor**
Screen: **Full Screen, Brown, InView™**
Performance Information: **U-Factor 0.30, SHGC 0.27, VLT 0.50, CPD PEL-N-35-00426-00003, Performance Class LC, PG 40, Calculated Positive DP Rating 40, Calculated Negative DP Rating 40, Year Rated 08|11, Clear Opening Width 26.812, Clear Opening Height 24.25, Clear Opening Area 4.515215, Egress Does not meet typical United States egress, but may comply with local code requirements**
Grille: **SDL w/Spacer, No Custom Grille, 7/8", Traditional (3W2H / 3W2H)**
Wrapping Information: **Foldout Fins, Factory Applied, No Exterior Trim, 6 9/16", 7 7/8", Standard Four Sided Jamb Extension, Factory Applied, Pella Recommended Clearance, Perimeter Length = 170".**

Rough Opening: 30 - 3/4" X 55 - 3/4"

Line #	Location:	Attributes		
--------	-----------	------------	--	--

165	G2	Lifestyle, Double Hung, 30 X 55, Without HGP, Brown	Item Price	Qty	Ext'd Price
			\$1,322.04	1	\$1,322.04



PK #
2140

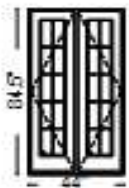
Viewed From Exterior

1: 3055 Double Hung, Equal
Frame Size: 30 X 55
Unit Type: No Program
General Information: No Package, Without Hinged Glass Panel, Clad, Pine, 5", 3 11/16", Jambliner Color: **Gray**
Exterior Color / Finish: **Standard Enduraclad, Brown**
Interior Color / Finish: **Prefinished White Paint Interior**
Glass: **Insulated Low-E Advanced Low-E Insulating Glass Argon Non High Altitude**
Hardware Options: **Cam-Action Lock, White, No Limited Opening Hardware, Order Sash Lift, No Integrated Sensor**
Screen: **Full Screen, Brown, InView™**
Performance Information: **U-Factor 0.30, SHGC 0.27, VLT 0.50, CPD PEL-N-35-00426-00003, Performance Class LC, PG 40, Calculated Positive DP Rating 40, Calculated Negative DP Rating 40, Year Rated 08|11, Clear Opening Width 26.812, Clear Opening Height 24.25, Clear Opening Area 4.515215, Egress Does not meet typical United States egress, but may comply with local code requirements**
Grille: **SDL w/Spacer, No Custom Grille, 7/8", Traditional (3W2H / 3W2H)**
Wrapping Information: **Foldout Fins, Factory Applied, No Exterior Trim, 6 9/16", 7 7/8", Standard Four Sided Jamb Extension, Factory Applied, Pella Recommended Clearance, Perimeter Length = 170".**

Rough Opening: 30 - 3/4" X 55 - 3/4"

Line #	Location:	Attributes		
--------	-----------	------------	--	--

170	PD1/PD2	Pella® Reserve, Traditional, Double Inswing Door, Active / Passive, 44 X 84.5, Brown	Item Price	Qty	Ext'd Price
			\$7,058.08	2	\$14,116.16



PK #
2140

Viewed From Exterior

1: Traditional, 4484.5 Active / Passive Double Inswing Door
Frame Size: 44 X 84 1/2
General Information: Standard, Clad, Pine, 7 7/8", 6 9/16", Standard Sill, Bronze Finish Sill, Black Composite Threshold
Exterior Color / Finish: Painted, Standard Enduraclad, Brown
Interior Color / Finish: Prefinished White Paint Interior
Sash / Panel: Ogee, Ogee, Standard
Glass: Insulated Dual Tempered Obscure Low-E Obscure Advanced Low-E Insulating Glass Argon Non High Altitude
Hardware Options: Standard, Oil Rubbed Bronze, Order Handle Set, Multipoint Lock, No Integrated Sensor
Screen: No Screen
Performance Information: U-Factor 0.27, SHGC 0.18, VLT 0.33, CPD PEL-N-218-07986-00001, Performance Class LC, PG 55, Calculated Positive DP Rating 55, Calculated Negative DP Rating 70, Year Rated 11
Grille: GBG, No Custom Grille, 3/4" Contour, Traditional (2W5H / 2W5H), White, Brown
Wrapping Information: Foldout Fins, Factory Applied, No Exterior Trim, 6 9/16", 7 7/8", Factory Applied, Pella Recommended Clearance, Perimeter Length = 257".

Obscure Glass Style: Pattern62(Standard)

Rough Opening: 44 - 3/4" X 85"

Thank You For Purchasing Pella® Products

PELLA WARRANTY:

Pella products are covered by Pella's limited warranties in effect at the time of sale. All applicable product warranties are incorporated into and become a part of this contract. Please see the warranties for complete details, taking special note of the two important notice sections regarding installation of Pella products and proper management of moisture within the wall system. Neither Pella Corporation nor the Seller will be bound by any other warranty unless specifically set out in this contract. However, Pella Corporation will not be liable for branch warranties which create obligations in addition to or obligations which are inconsistent with Pella written warranties.

Clear opening (egress) information does not take into consideration the addition of a Roloscreen [or any other accessory] to the product. You should consult your local building code to ensure your Pella products meet local egress requirements.

Per the manufacturer's limited warranty, unfinished mahogany exterior windows and doors must be finished upon receipt prior to installing and refinished annually, thereafter. Variations in wood grain, color, texture or natural characteristics are not covered under the limited warranty.

INSYNCTIVE PRODUCTS: In addition, Pella Insynctive Products are covered by the Pella Insynctive Products Software License Agreement and Pella Insynctive Products Privacy Policy in effect at the time of sale, which can be found at [Insynctive.pella.com](https://www.pella.com). By installing or using Your Insynctive Products you are acknowledging the Insynctive Software Agreement and Privacy Policy are part of the terms of sale.

Notice of Collection of Personal Information: We may collect your personal information when you interact with us. Under the California Consumer Privacy Act (CCPA), California residents have specific rights to request this information, request to delete this information, and opt out of the sharing or sale of this information to third parties. To learn more about our collection practices and your rights under the CCPA please visit our link <https://www.pella.com/california-rights-policy/> at [pella.com](https://www.pella.com).

ARBITRATION AND CLASS ACTION WAIVER ("ARBITRATION AGREEMENT")

YOU and Pella and its subsidiaries and the Pella Branded Distributor AGREE TO ARBITRATE DISPUTES ARISING OUT OF OR RELATING TO YOUR PELLA PRODUCTS (INCLUDES PELLA GOODS AND PELLA SERVICES) AND WAIVE THE RIGHT TO HAVE A COURT OR JURY DECIDE DISPUTES. YOU WAIVE ALL RIGHTS TO PROCEED AS A MEMBER OR REPRESENTATIVE OF A CLASS ACTION, INCLUDING CLASS ARBITRATION, REGARDING DISPUTES ARISING OUT OF OR RELATING TO YOUR PELLA PRODUCTS. You may opt out of this Arbitration Agreement by providing notice to Pella no later than ninety (90) calendar days from the date You purchased or otherwise took ownership of Your Pella Goods. To opt out, You must send notice by e-mail to pellawebsupport@pella.com, with the subject line: "Arbitration Opt Out" or by calling (877) 473-5527. Opting out of the Arbitration Agreement will not affect the coverage provided by any applicable limited warranty pertaining to Your Pella Products. For complete information, including the full terms and conditions of this Arbitration Agreement, which are incorporated herein by reference, please visit www.pella.com/arbitration or e-mail to pellawebsupport@pella.com, with the subject line: "Arbitration Details" or call (877) 473-5527. D'ARBITRAGE ET RENONCIATION AU RECOURS COLLECTIF ("convention d'arbitrage") EN FRANÇAIS SEE [PELLA.COM/ARBITRATION](https://www.pella.com/arbitration). DE ARBITRAJE Y RENUNCIA COLECTIVA ("acuerdo de arbitraje") EN ESPAÑOL VER [PELLA.COM/ARBITRATION](https://www.pella.com/arbitration).

Seller shall not be held liable for failure or delay in the performance of its obligations under this Agreement, if such performance is hindered or delayed by the occurrence of an act or event beyond the Seller's reasonable control (force majeure event), including but not limited to earthquakes, unusually severe weather and other Acts of God, fire, strikes and labor unrest, epidemics, riots, war, civil unrest, and government interventions. Seller shall give timely notice of a force majeure event and take such reasonable action to mitigate the impacts of such an event.

Product Performance Information:

U-Factor, Solar Heat Gain Coefficient (SHGC), and Visible Light Transmittance (VLT) are certified by the National Fenestration Rating Council (NFRC).

For more information regarding the finishing, maintenance, service and warranty of all Pella® products, visit the Pella® website at www.pella.com

Manufacturer stipulates that these ratings conform to applicable NFRC procedures for determining whole product performance. NFRC ratings are determined for a fixed set of environmental conditions and a specific product size. NFRC does not recommend any products and does not warrant the suitability of any product for any specific use.

Design Pressure (DP), Performance Class, and Performance Grade (PG) are certified by a third party organization, in many cases the Window and Door Manufacturers Association (WDMA). The certification requires the performance of at least one product of the product line to be tested in accordance with the applicable performance standards and verified by an independent party. The certification indicates that the product(s) of the product line passed the applicable tests. The certification does not apply to mulled and/or product combinations unless noted. Actual product results will vary and change over the products life.

For more performance information along with information on Florida Product Approval System (FPAS) Number and Texas Dept. of Insurance (TDI) number go to www.pella.com/performance.

Pella products are covered by Pella's limited warranties in effect at the time of sale. All applicable product warranties are incorporated into and become a part of this contract. Please see the warranties for complete details, taking special note of the two important notice sections regarding installation of Pella products and proper management of moisture within the wall system. Neither Pella Corporation nor PWD, LLC ("Pella Windows and Doors") will be bound by any other warranty unless specifically set out in this contract. However, Pella Corporation will not be liable for branch warranties which create obligations in addition to or obligations which are inconsistent with Pella written warranties.

Clear opening (egress) information does not take into consideration the addition of a Rolscreen [or any other accessory] to the product. You should consult your local building code to ensure your Pella products meet local egress requirements.

Per the manufacturer's limited warranty, unfinished mahogany exterior windows and doors must be finished upon receipt prior to installing and refinished annually, thereafter. Variations in wood grain, color, texture or natural characteristics are not covered under the limited warranty.

GENERAL TERMS AND CONDITIONS: ACCEPTANCE: This order is subject to acceptance by an authorized agent of PWD, LLC. PRICING: All quote pricing is valid for a period of 30 days, at which time an adjustment may be made for product offering changes or transportation costs. CHANGES: Product manufactured or in process of manufacturing in accordance with the specifications, as outlined herein, cannot be returned or cancelled. Additional materials or services will be billed at the price prevailing at the time of order. INSPECTION: Buyer should carefully check material upon delivery and report any claim for product shortages or damages within 3 days. TERMS: Payment required with order unless upon approved credit. Net 30 Days on approved credit. Accounts not paid within terms are subject to finance charge of 1 ½% per month which is an annual percentage rate of 18%. LIENS: Claim of Lien is automatically filed on delinquent jobs as required by law. Waivers of Lien (partial, full or conditional) are furnished upon request after payment. PERFORMANCE: Seller shall not be liable for any consequences of delay regardless of cause. INSTALLATION: Products purchased from and installed by seller under the "Retail" program are covered by a two-year limited installation warranty. With the exception of the "Retail" program, seller shall not be liable to buyer for any damages or problems resulting from installation of Pella products. In the event that buyer has been referred to an independent contractor, including a Certified Pella Contractor, buyer assumes full responsibility for all installation matters, including the selection of the contractor. WARRANTY: Pella products are covered by Pella's limited warranties in effect at the time of sale. All applicable product warranties are incorporated into and become a part of this contract. Please see the warranties for complete details. Neither Pella Corporation nor PWD, LLC will be bound by any other warranty.

Order Checklist

PWD, LLC

Our #1 Priority is Your Satisfaction!

Pella products are made to your specifications, carefully review the details of this contract as we have a NO Return Policy.

Initial below ALL items that have been verified

_____ Brand: _____	_____ Brand: _____
_____ Brand: _____	_____ Brand: _____
_____ Exterior Color: _____	_____ Grilles: (Exterior/Interior) _____
_____ Interior Stain/Finish: _____	_____ Glazing/Glass: _____
_____ Blinds/Shades: _____	_____ Wall Condition: _____

Check below ALL items that have been verified/reviewed

Other Product Attributes:

Reviewed Sizes on Contract _____ Window Hardware Color _____

For more information regarding the finishing, maintenance, service and warranty of all Pella® products, visit the Pella® website at www.pella.com

- Window Screens _____ Door Hardware/Key Cylinder _____
- Door Screens _____ Trim/Casing/Mull Covers _____
- Hinging/Sliding (exterior) _____ Tape/Foam/Caulk/Coil/Etc _____
- Handing (exterior) _____ Line Items Initialed _____

Other Items Special to this order:

- Item #1 _____ Item #3 _____
- Item #2 _____ Item #4 _____

Other Information:

- Customer Satisfaction! _____ Product Warranty Reviewed _____
- No Return Policy _____ I Have Received Interior Finish Disclaimer _____
- Delivery Date & Special Instructions _____ Sales & Service Contact Information Reviewed _____
- Delivery Confirmation Process & Expectations Reviewed Service Contact Information #866-647-0570
- Delivery Cancellation Fee \$150 if order rejected at job site Accessory Hold Items Reviewed & Date Set _____
- Reschedule Fee \$75 if Cancelled within 24 hours of Scheduled Delivery Other _____

I hereby authorize Pella Corporation, its affiliates and/or subsidiaries to use, reproduce, and/or publish photographs and/or video that may pertain to me and my project, including materials described below, without compensation. I understand that this material may be used in various communications (e.g. Website, e-newsletters, promotional materials, etc).

Consequently, the Corporation may publish materials, photographs, and/or make reference to the project in a manner that the Corporation or project sponsor deems appropriate.

Comments: _____

Project Checklist has been reviewed

Customer Name (Please print)

Pella Sales Rep Name (Please print)

Customer Signature

Pella Sales Rep Signature

Date

Date

Credit Card Approval Signature

Order Totals	
Taxable Subtotal	\$81,980.86
Sales Tax @ 6%	\$4,918.85
Non-taxable Subtotal	\$0.00
Total	\$86,899.71
Deposit Received	\$0.00
Amount Due	\$86,899.71