




5.4.2 **Approximate Insulation Depth: 4-6 inches**

Replace missing insulation in areas as required to promote intended weather protection.







5.5 Ventilation

- Gable End
- No Baffles
- Ridge/Roof
- Soffit/Roof Edge

5.5.1 General Information:

Roof/Attic areas should be vented at a rate 1 sq. ft. of ventilation per every 150-300 sq. ft of roof surface(s). Ventilation is "Air Exchange." Air exhaust can only be as good as the air intake. Equal roof edge (Soffit/Facia/Drip Edge) and roof top (Ridge/Can/Hip/Roof to Wall) is desired. Additional roof/attic venting information is available www.airvent.com.

5.5.2 Consult a qualified contractor to balance attic insulation/ventilation systems to reduce moisture/condensation buildup/damages, promote roof system longevity and increase heating/cooling efficiency.

5.6 Sheathing

- Board

6.0 GARAGE / CARPORT

6.1 Limitations

- Restrictions/Obstructions
- Unable to view ALL areas of garage due to storage/clutter, etc.