

# Replacement Window Project Review Request – Current Pictures


1901 Chicago Blvd, Detroit MI 48206

# Request Overview

Due to several pieces of damaged or missing hardware, rotting frames, and windows being painted shut, we wish to replace the windows on our house with historically accurate grid-between-the-glass fiberglass windows.

The first wave of replacements would be the front (northern) face of the house, plus a few back facing windows which need immediate attention.

# Northern wall



# Livingroom 1 (1<sup>st</sup> floor, north facing, eastern most)



Wood is rotted. To be replaced with window



# Livingroom 2 (1<sup>st</sup> floor, north facing, second from east)



Wood is rotted. To be replaced with window



# Den (1<sup>st</sup> floor, north facing, western most)




Wood is rotted. To be replaced with window



Master Bedroom 1 (2<sup>nd</sup> floor, northern facing, eastern most)



Master Bedroom 1 (2<sup>nd</sup> floor, northern facing, eastern most)





# Master Bathroom (2<sup>nd</sup> floor, northern facing, center)



Current window is clear. Replacement window will be frosted.

Bedroom A (2<sup>nd</sup> floor, northern facing,  
western most)



# Southern wall



# Bay Window (1<sup>st</sup> floor, southern facing)




# Bay Window A (southern facing, east section)



# Bay Window B (southern facing, center section)



# Bay Window C (southern facing, west section)



This full pane is missing and is just a sheet of plexiglass

# Breakfast Nook window (1<sup>st</sup> floor, southern facing, center)





Vinyl window. Blown seal.

AC unit not needed.





# Bedroom B (2<sup>nd</sup> floor, Southern facing, above Bay)



Rotting at frame is allowing moisture into 1st floor ceiling beneath window

Bonus Room (2<sup>nd</sup> floor, Southern facing, above Breakfast Nook)

