

CLASSIC™ STEEL

# VALUE

garage doors



America's Favorite Garage Doors®



*Model T40L, Long Traditional Panel with Plain Long Windows*

# VALUE garage doors

Improve your home's appearance with a Clopay Classic™ Steel Value garage door. Available in 24 or 25 gauge steel with a durable 2" steel frame construction, Classic™ Steel Value models are designed for beautiful, long-lasting performance. Choose from multiple panel styles, many color options and a wide range of window options to create a door that fits your budget and enhances your home's curb appeal.



## Tongue-and-Groove Section Joints

**24**  
GAUGE  
STEEL

**T40S** short panel  
**T40L** long panel

**25**  
GAUGE  
STEEL

**T50S** short panel  
**T50L** long panel  
**70B** ribbed panel

## Shiplap Section Joints

**24**  
GAUGE  
STEEL

**94** short panel

**25**  
GAUGE  
STEEL

**73** short panel  
**76** long panel

## 1-LAYER CONSTRUCTION


Heavy 24 or 25 gauge steel construction ensures durability, security and classic style at an affordable price.

- Tongue-and-groove/shiplap section joints help seal out wind, rain and snow.
- Replaceable bottom weatherseal in a corrosion-resistant retainer helps prevent elements from entering garage.
- Clopay's Safe-T-Bracket® helps prevent serious injury that could occur if the bottom bracket were removed with the garage door closed and under tension.
- Long-life nylon rollers are smooth and quiet.
- Galvanized steel hinges are durable, reliable and secure.
- Inside/outside step plates and grip handles make doors easy and safe to manually operate.



Model T50S, Short Traditional Panel  
with Optional Colonial 509 Window Design

## DETAIL



Deep panel edging and natural embossed woodgrain texture improve appearance close-up and from the curb.

## STYLE




### Traditional Short

Complements homes with traditional styling. Models T40S, T50S, 94 and 73.



### Traditional Long

Ideal for ranch style homes. Models T40L, T50L and 76.



### Ribbed


Good option for transitional style homes or utility structures. Model 70B.

Doors range from 6' to 16' high and 6' to 20' wide. Consult your Clopay Dealer for size options.  
WindCode® doors available to meet most regional wind load requirements.  
Consult your local dealer for specific information.



Model 94, Short Traditional Panel

## COLORS



*\* Available on 24 gauge steel. Additional charges apply.  
Due to the printing process, colors may vary.  
Model 70B available only in Standard White and Chocolate.*

- Exterior steel on standard color doors has a natural woodgrain texture.
- Doors can be painted to match the home's exterior using a high-quality latex exterior paint. Do not use oil-based paint.

## STEP PLATE/LIFT HANDLE



Color-matched exterior step plate/lift handles are durable, attractive and allow for safe opening and closing of your door.

## CUSTOM PAINT OPTION



Color Blast® finish offers more than 1,500 Sherwin-Williams® color options to complement your home. Clopay's durable two-part paint system has been thoroughly tested and is backed by a five-year warranty.

## RUST-PREVENTION SYSTEM



Steel skins are protected through a tough, layered coating system, including a hot-dipped galvanized layer, a protective metal oxide pretreatment and a baked-on primer and top coat.



Model 73, Short Traditional Panel Design

## ENVIRONMENTAL ASSURANCE

Clopay doors are compliant with environmental laws and regulations. Clopay doors do not contain HFCs. All Clopay doors are compliant with:

- California SB 1013
- New Jersey A-5583/S-3919 – Greenhouse Gas Bill
- Washington HB 1112 – Hydrofluorocarbon Greenhouse Gas Emissions
- Canadian regulations amending the ozone-depleting substances and halocarbon alternatives regulations

## WARRANTIES

PAINT SYSTEM	PAINT SYSTEM	PAINT SYSTEM	WINDOWS	HARDWARE
LIMITED <b>LIFE</b> WARRANTY	LIMITED <b>15YR</b> WARRANTY	LIMITED <b>10YR</b> WARRANTY	LIMITED <b>10YR</b> WARRANTY	LIMITED <b>3YR</b> WARRANTY

Models T40, 94

Models T50, 73, 76

Model 70B

All Models

All Models



Model 70B, Ribbed Panel

# WINDOW OPTIONS

Our windows add natural light to your garage while adding curb appeal to your home. All Clopay window frames are UV-protected and are color matched to our prefinished door colors. Window frames screw in from the inside for easy glass replacement or to change designs.

## DECORATIVE INSERT SERIES WINDOWS

UV-protected cellular plastic insert designs snap into either the inside or outside of the window frame for easy cleaning or to change designs. Windows are offered in single strength, double strength, acrylic or obscure glass. Short windows are 19-1/2" x 12" and long windows are 40-1/2" x 12".

Available on These Models

T40S\* 94\*  
T40L 73\*  
T50S\* 76  
T50L



Short windows not available on long panel doors.

\* Panel emboss may not align with windows due to size difference. Some size limitations apply.

† Shown with clear glass. Acrylic and obscure glass optional.

Additional charges for optional glass apply.


Acrylic windows require special cleaning. Never use products that contain ammonia or petroleum products to clean acrylic. Please visit [www.clopaydoor.com/acrylic](http://www.clopaydoor.com/acrylic) for complete details.

### Ribbed Panel Window (Model 70B Only)



Standard Window

Windows are available single pane in clear, frosted, obscure and rain designs. Clear acrylic also available.



Clear



Frosted



Obscure



Rain



Visit [clopaydoor.com](http://clopaydoor.com) or call 1-800-2CLOPAY (225-6729) for more information on Clopay, America's Favorite Garage Doors.

Follow us on



©2022 Clopay Corporation. All rights reserved.

RSDR-VALUESS-12\_REV0422

imagine



DESIGN YOUR DOOR  
OPEN CAMERA  
AND POINT!