



# Order Verification

Branch Number: 74200  
Window Store Name:

Sales Rep Name: Grant, William

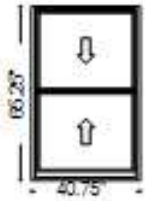
Order Number: 742  
Quote Number: 14905308  
Customer Event #:  
Quote Name: Addition

Project Name: Cooley, Phillip, 2308741

Quote Information	
Customer Name: Phillip Cooley	Order Verifier Name:
Customer Address: 1052 Seminole St DETROIT, MI 48214-2707	Verification Date/Time:
Customer Phone: (313) 4785735	Ready to Book Date:
Customer Number: 1009168944	House Built before 1978: No
	Customer Account: 1005239872

**Installation Notes:** DIY / SAME AS BEFORE  
 \*\*NEED ROUGH OPENING AND JAMB DEPTH DIMENSIONS FROM BUILDER\*\*  
 \*\*NEED TO VERIFY GRILLE PATTERNS FROM HOMEOWNER\*\*  
 ARCHITECT SERIES / BROWN EXTERIOR / UNFINISHED INTERIOR / WHITE HARDWARE / BROWN SCREEN FRAMES  
 DELIVERED TO SEMINOLE ADDRESS

Outside View	Line #	Quote Qty	PO Qty	Description
--------------	--------	-----------	--------	-------------



**10**      **1**      **1**

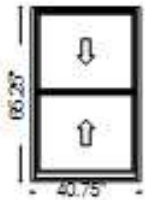
**Location:** UPSTAIRS  
**Rough Opening:** 41.5" X 66"  
**Frame Size:** 40.75" X 65.25"  
**Final Wall Depth:**  
**Frame Perimeter (inches):** 212  
**Assembly Type:** Branch Finished

**Architect, Traditional, Double Hung, 40.75 X 65.25, Brown**

**1: Traditional, Non-Standard SizeNon-Standard Size Double Hung, Equal**  
**Frame Size:** 40 3/4 X 65 1/4  
**General Information:** Standard, Luxury, Clad, Pine, 5", 3 11/16"  
**Exterior Color / Finish:** Painted, Standard Enduraclad, Brown  
**Interior Color / Finish:** Unfinished Interior  
**Sash / Panel:** Ogee, Ogee, Standard, No Sash Lugs  
**Glass:** Insulated Dual Low-E Advanced Low-E Insulating Glass Argon Non High Altitude  
**Hardware Options:** Cam-Action Lock, White, No Window Opening Control Device, No Limited Opening Hardware, Order Sash Lift, No Integrated Sensor  
**Screen:** Full Screen, Standard EnduraClad, Brown, Standard, InView™  
**Performance Information:** U-Factor 0.29, SHGC 0.28, VLT 0.53, CPD PEL-N-232-00253-00001, Performance Class CW, PG 50, Calculated Positive DP Rating 50, Calculated Negative DP Rating 50, Year Rated 08|11, Clear Opening Width 37.375, Clear Opening Height 28.187, Clear Opening Area 7.315897, Egress Meets Typical 5.7 sqft (E) (United States Only)  
**Grille:** No Grille,  
**Wrapping Information:** Foldout Fins, Factory Applied, No Exterior Trim, 5 3/16", 6 1/2", Standard Four Sided Jamb Extension, Factory Applied, Pella Recommended Clearance, Perimeter Length = 212".

\*\*\* INSTARDETR900200 - Delivery and Disposal (LF)      Qty      18

Outside View	Line #	Quote Qty	PO Qty	Description
--------------	--------	-----------	--------	-------------



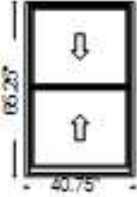
**15**      **1**      **1**

**Location:** UPSTAIRS  
**Rough Opening:** 41.5" X 66"  
**Frame Size:** 40.75" X 65.25"  
**Final Wall Depth:**  
**Frame Perimeter (inches):** 212  
**Assembly Type:** Branch Finished

**Architect, Traditional, Double Hung, 40.75 X 65.25, Brown**

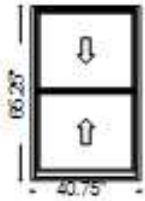
**1: Traditional, Non-Standard SizeNon-Standard Size Double Hung, Equal**  
**Frame Size:** 40 3/4 X 65 1/4  
**General Information:** Standard, Luxury, Clad, Pine, 5", 3 11/16"  
**Exterior Color / Finish:** Painted, Standard Enduraclad, Brown  
**Interior Color / Finish:** Unfinished Interior  
**Sash / Panel:** Ogee, Ogee, Standard, No Sash Lugs  
**Glass:** Insulated Dual Low-E Advanced Low-E Insulating Glass Argon Non High Altitude  
**Hardware Options:** Cam-Action Lock, White, No Window Opening Control Device, No Limited Opening Hardware, Order Sash Lift, No Integrated Sensor  
**Screen:** Full Screen, Standard EnduraClad, Brown, Standard, InView™  
**Performance Information:** U-Factor 0.29, SHGC 0.28, VLT 0.53, CPD PEL-N-232-00253-00001, Performance Class CW, PG 50, Calculated Positive DP Rating 50, Calculated Negative DP Rating 50, Year Rated 08|11, Clear Opening Width 37.375, Clear Opening Height 28.187, Clear Opening Area 7.315897, Egress Meets Typical 5.7 sqft (E) (United States Only)  
**Grille:** No Grille,  
**Wrapping Information:** Foldout Fins, Factory Applied, No Exterior Trim, 5 3/16", 6 1/2", Standard Four Sided Jamb Extension, Factory Applied, Pella Recommended Clearance, Perimeter Length = 212".

\*\*\* INSTARDETR900200 - Delivery and Disposal (LF)      Qty      18

Outside View	Line #	Quote Qty	PO Qty	Description
	20	1	1	<b>Architect, Traditional, Double Hung, 40.75 X 65.25, Brown</b>  Location: UPSTAIRS Rough Opening: 41.5" X 66" Frame Size: 40.75" X 65.25" Final Wall Depth: Frame Perimeter (inches): 212 Assembly Type: Branch Finished  <b>1: Traditional, Non-Standard Size Non-Standard Size Double Hung, Equal</b> Frame Size: 40 3/4 X 65 1/4 General Information: Standard, Luxury, Clad, Pine, 5", 3 11/16" Exterior Color / Finish: Painted, Standard Enduraclad, Brown Interior Color / Finish: Unfinished Interior Sash / Panel: Ogee, Ogee, Standard, No Sash Lugs Glass: Insulated Dual Low-E Advanced Low-E Insulating Glass Argon Non High Altitude Hardware Options: Cam-Action Lock, White, No Window Opening Control Device, No Limited Opening Hardware, Order Sash Lift, No Integrated Sensor Screen: Full Screen, Standard EnduraClad, Brown, Standard, InView™ Performance Information: U-Factor 0.29, SHGC 0.28, VLT 0.53, CPD PEL-N-232-00253-00001, Performance Class CW, PG 50, Calculated Positive DP Rating 50, Calculated Negative DP Rating 50, Year Rated 08 11, Clear Opening Width 37.375, Clear Opening Height 28.187, Clear Opening Area 7.315897, Egress Meets Typical 5.7 sqft (E) (United States Only) Grille: No Grille, Wrapping Information: Foldout Fins, Factory Applied, No Exterior Trim, 5 3/16", 6 1/2", Standard Four Sided Jamb Extension, Factory Applied, Pella Recommended Clearance, Perimeter Length = 212".
* * * INSTARDETR900200 - Delivery and Disposal (LF)				Qty 18

Outside View	Line #	Quote Qty	PO Qty	Description
	25	1	1	<b>Architect, Traditional, Double Hung, 40.75 X 65.25, Brown</b>  Location: UPSTAIRS Rough Opening: 41.5" X 66" Frame Size: 40.75" X 65.25" Final Wall Depth: Frame Perimeter (inches): 212 Assembly Type: Branch Finished  <b>1: Traditional, Non-Standard Size Non-Standard Size Double Hung, Equal</b> Frame Size: 40 3/4 X 65 1/4 General Information: Standard, Luxury, Clad, Pine, 5", 3 11/16" Exterior Color / Finish: Painted, Standard Enduraclad, Brown Interior Color / Finish: Unfinished Interior Sash / Panel: Ogee, Ogee, Standard, No Sash Lugs Glass: Insulated Dual Low-E Advanced Low-E Insulating Glass Argon Non High Altitude Hardware Options: Cam-Action Lock, White, No Window Opening Control Device, No Limited Opening Hardware, Order Sash Lift, No Integrated Sensor Screen: Full Screen, Standard EnduraClad, Brown, Standard, InView™ Performance Information: U-Factor 0.29, SHGC 0.28, VLT 0.53, CPD PEL-N-232-00253-00001, Performance Class CW, PG 50, Calculated Positive DP Rating 50, Calculated Negative DP Rating 50, Year Rated 08 11, Clear Opening Width 37.375, Clear Opening Height 28.187, Clear Opening Area 7.315897, Egress Meets Typical 5.7 sqft (E) (United States Only) Grille: No Grille, Wrapping Information: Foldout Fins, Factory Applied, No Exterior Trim, 5 3/16", 6 1/2", Standard Four Sided Jamb Extension, Factory Applied, Pella Recommended Clearance, Perimeter Length = 212".
* * * INSTARDETR900200 - Delivery and Disposal (LF)				Qty 18

Outside View	Line #	Quote Qty	PO Qty	Description
--------------	--------	-----------	--------	-------------



**30**      **1**      **1**

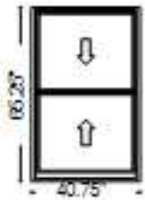
**Location:** UPSTAIRS  
**Rough Opening:** 41.5" X 66"  
**Frame Size:** 40.75" X 65.25"  
**Final Wall Depth:**  
**Frame Perimeter (inches):** 212  
**Assembly Type:** Branch Finished

**Architect, Traditional, Double Hung, 40.75 X 65.25, Brown**

**1: Traditional, Non-Standard Size Non-Standard Size Double Hung, Equal**  
**Frame Size:** 40 3/4 X 65 1/4  
**General Information:** Standard, Luxury, Clad, Pine, 5", 3 11/16"  
**Exterior Color / Finish:** Painted, Standard Enduraclad, Brown  
**Interior Color / Finish:** Unfinished Interior  
**Sash / Panel:** Ogee, Ogee, Standard, No Sash Lugs  
**Glass:** Insulated Dual Low-E Advanced Low-E Insulating Glass Argon Non High Altitude  
**Hardware Options:** Cam-Action Lock, White, No Window Opening Control Device, No Limited Opening Hardware, Order Sash Lift, No Integrated Sensor  
**Screen:** Full Screen, Standard EnduraClad, Brown, Standard, InView™  
**Performance Information:** U-Factor 0.29, SHGC 0.28, VLT 0.53, CPD PEL-N-232-00253-00001, Performance Class CW, PG 50, Calculated Positive DP Rating 50, Calculated Negative DP Rating 50, Year Rated 08|11, Clear Opening Width 37.375, Clear Opening Height 28.187, Clear Opening Area 7.315897, Egress Meets Typical 5.7 sqft (E) (United States Only)  
**Grille:** No Grille,  
**Wrapping Information:** Foldout Fins, Factory Applied, No Exterior Trim, 5 3/16", 6 1/2", Standard Four Sided Jamb Extension, Factory Applied, Pella Recommended Clearance, Perimeter Length = 212".

\*\*\* INSTARDETR900200 - Delivery and Disposal (LF)      Qty      18

Outside View	Line #	Quote Qty	PO Qty	Description
--------------	--------	-----------	--------	-------------



**35**      **1**      **1**

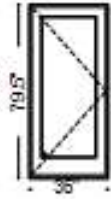
**Location:** UPSTAIRS  
**Rough Opening:** 41.5" X 66"  
**Frame Size:** 40.75" X 65.25"  
**Final Wall Depth:**  
**Frame Perimeter (inches):** 212  
**Assembly Type:** Branch Finished

**Architect, Traditional, Double Hung, 40.75 X 65.25, Brown**

**1: Traditional, Non-Standard Size Non-Standard Size Double Hung, Equal**  
**Frame Size:** 40 3/4 X 65 1/4  
**General Information:** Standard, Luxury, Clad, Pine, 5", 3 11/16"  
**Exterior Color / Finish:** Painted, Standard Enduraclad, Brown  
**Interior Color / Finish:** Unfinished Interior  
**Sash / Panel:** Ogee, Ogee, Standard, No Sash Lugs  
**Glass:** Insulated Dual Low-E Advanced Low-E Insulating Glass Argon Non High Altitude  
**Hardware Options:** Cam-Action Lock, White, No Window Opening Control Device, No Limited Opening Hardware, Order Sash Lift, No Integrated Sensor  
**Screen:** Full Screen, Standard EnduraClad, Brown, Standard, InView™  
**Performance Information:** U-Factor 0.29, SHGC 0.28, VLT 0.53, CPD PEL-N-232-00253-00001, Performance Class CW, PG 50, Calculated Positive DP Rating 50, Calculated Negative DP Rating 50, Year Rated 08|11, Clear Opening Width 37.375, Clear Opening Height 28.187, Clear Opening Area 7.315897, Egress Meets Typical 5.7 sqft (E) (United States Only)  
**Grille:** No Grille,  
**Wrapping Information:** Foldout Fins, Factory Applied, No Exterior Trim, 5 3/16", 6 1/2", Standard Four Sided Jamb Extension, Factory Applied, Pella Recommended Clearance, Perimeter Length = 212".

\*\*\* INSTARDETR900200 - Delivery and Disposal (LF)      Qty      18

Outside View	Line #	Quote Qty	PO Qty	Description
--------------	--------	-----------	--------	-------------



**40**      **1**      **1**

**Location:** UPSTAIRS  
**Rough Opening:** 36.75" X 80"  
**Frame Size:** 36" X 79.5"  
**Final Wall Depth:**  
**Frame Perimeter (inches):** 231  
**Assembly Type:** Branch Finished

**Pella® Reserve, Traditional, Inswing Door, Right, 36 X 79.5, Brown**

**1: Traditional, 3680 Right Inswing Door**  
**Frame Size:** 36 X 79 1/2  
**General Information:** Standard, Clad, Pine, 6 1/2", 5 3/16", Standard Sill, Bronze Finish Sill, Black Composite Threshold  
**Exterior Color / Finish:** Painted, Standard Enduraclad, Brown  
**Interior Color / Finish:** Unfinished Interior  
**Sash / Panel:** Ogee, Ogee, Standard  
**Glass:** Insulated Dual Tempered Low-E Advanced Low-E Insulating Glass Argon Non High Altitude  
**Hardware Options:** Standard, White, Order Handle Set, Multipoint Lock, No Integrated Sensor  
**Screen:** Hinge Screen, Brown, Oil Rubbed Bronze, InView™  
**Performance Information:** U-Factor 0.28, SHGC 0.22, VLT 0.39, CPD PEL-N-218-04197-00001, Performance Class LC, PG 55, Calculated Positive DP Rating 55, Calculated Negative DP Rating 70, Year Rated 11  
**Grille:** No Grille,  
**Wrapping Information:** Foldout Fins, Factory Applied, No Exterior Trim, 5 3/16", 6 1/2", Factory Applied, Pella Recommended Clearance, Perimeter Length = 231".

\*\*\* INSTARDETR900200 - Delivery and Disposal (LF)      Qty      20

Outside View	Line #	Quote Qty	PO Qty	Description
--------------	--------	-----------	--------	-------------



**45**      **1**      **1**

**Location:** UPSTAIRS  
**Rough Opening:** 36.75" X 80"  
**Frame Size:** 36" X 79.5"  
**Final Wall Depth:**  
**Frame Perimeter (inches):** 231  
**Assembly Type:** Branch Finished

**Pella® Reserve, Traditional, Inswing Door, Right, 36 X 79.5, Brown**

**1: Traditional, 3680 Right Inswing Door**  
**Frame Size:** 36 X 79 1/2  
**General Information:** Standard, Clad, Pine, 6 1/2", 5 3/16", Standard Sill, Bronze Finish Sill, Black Composite Threshold  
**Exterior Color / Finish:** Painted, Standard Enduraclad, Brown  
**Interior Color / Finish:** Unfinished Interior  
**Sash / Panel:** Ogee, Ogee, Standard  
**Glass:** Insulated Dual Tempered Low-E Advanced Low-E Insulating Glass Argon Non High Altitude  
**Hardware Options:** Standard, White, Order Handle Set, Multipoint Lock, No Integrated Sensor  
**Screen:** Hinge Screen, Brown, Oil Rubbed Bronze, InView™  
**Performance Information:** U-Factor 0.28, SHGC 0.22, VLT 0.39, CPD PEL-N-218-04197-00001, Performance Class LC, PG 55, Calculated Positive DP Rating 55, Calculated Negative DP Rating 70, Year Rated 11  
**Grille:** No Grille,  
**Wrapping Information:** Foldout Fins, Factory Applied, No Exterior Trim, 5 3/16", 6 1/2", Factory Applied, Pella Recommended Clearance, Perimeter Length = 231".

\*\*\* INSTARDETR900200 - Delivery and Disposal (LF)      Qty      20

Line #	Quote Qty	PO Qty	Description
--------	-----------	--------	-------------

50 1 0 ADDPRRDETR010010 - Administration & Processing Fee

Location: ADMIN  
 Rough Opening:  
 Frame Size:  
 Final Wall Depth:  
 Frame Perimeter (inches):  
 Assembly Type: Branch Catalog

Line #	Quote Qty	PO Qty	Description
--------	-----------	--------	-------------

55 1 0 PROMOTDETR010004 - Branch Promotion

Location: None Assigned  
 Rough Opening:  
 Frame Size:  
 Final Wall Depth:  
 Frame Perimeter (inches):  
 Assembly Type: Branch Catalog

Outside View	Line #	Quote Qty	PO Qty	Description
--------------	--------	-----------	--------	-------------



60 1 1 Pella® Reserve, Traditional, Quad Sliding Door, Fixed / Vent Left / Vent Right / Fixed, 140.125 X 79.5, Brown

Location: UPSTAIRS  
 Rough Opening: 141.125" X 80"  
 Frame Size: 140.125" X 79.5"  
 Final Wall Depth:  
 Frame Perimeter (inches): 440  
 Assembly Type: Branch Finished

1: Traditional, 14180 Fixed / Vent Left / Vent Right / Fixed Quad Sliding Door  
 Frame Size: 140 1/8 X 79 1/2  
 General Information: Factory Assembled, Standard, Clad, Pine, 5 7/8", 4 9/16", Black Composite Threshold  
 Exterior Color / Finish: Painted, Standard Enduraclad, Brown  
 Interior Color / Finish: Unfinished Interior  
 Sash / Panel: Ogee, Ogee, Standard  
 Glass: Insulated Dual Laminated (Tempered) Low-E PVB Advanced Low-E Insulating Glass Argon Non High Altitude  
 Hardware Options: Black, Standard, Handle Included, Handle Included, White, Brown, No Integrated Sensor  
 Screen: Sliding Screen, Wood Interior Black Exterior, White, InView™  
 Performance Information: U-Factor 0.31, SHGC 0.22, VLT 0.41, CPD PEL-N-237-00052-00001, Performance Class LC, PG 40, Year Rated 11  
 Grille: No Grille,  
 Wrapping Information: Foldout Fins, Factory Applied, No Exterior Trim, 5 3/16", 6 1/2", Applied By Branch, Pella Recommended Clearance, Perimeter Length = 440".

\*\*\* INSTARDETR900200 - Delivery and Disposal (LF) Qty 37