

Landscape Summary

Edmund Place
- Required: 1 Tree / 30 LF frontage
- Length of Frontage: 76.54 LF
- Required: 3 Trees
- Provided: 3 Trees

John R. Street
- Required: 1 Tree / 30 LF frontage
- Length of Frontage: 167.22 LF
- Required: 6 Trees
- Provided: 6 Trees

Plant Schedule (112 Edmund)

Trees						
sym.	qty.	botanical name	common name	size	spacing	root
GB	3	<i>Ginkgo biloba</i> 'Princeton Sentry'	Princeton Sentry Ginkgo	2.5" cal.	per plans	B&B
LS	6	<i>Liquidambar styraciflua</i> 'Slender Silhouette'	Slender Silhouette Sweetgum	2.5" cal.	per plans	B&B
Shrubs						
sym.	qty.	botanical name	common name	size	spacing	root
AM	18	<i>Aronia melanocarpa</i> 'Low Scape Hedger'	Low Scape Hedger Black Chokeberry	No. 3	30" o.c.	cont.
HP	2	<i>Hydrangea paniculata</i> 'Little Quickfire'	Little Quickfire Panicle Hydrangea	No. 5	per plans	cont.
HS	16	<i>Hydrangea serrata</i> 'Tuff Stuff Red'	Tuff Stuff Red Mountain Hydrangea	No. 3	30" o.c.	cont.
TM	10	<i>Taxus x media</i> 'Densiformis'	Dense Yew	24" ht.	30" o.c.	cont.
Ornamental Grasses, Perennials & Bulbs						
sym.	qty.	botanical name	common name	size	spacing	root
AC	9	<i>Aralia cordata</i> 'Sun King'	Sun King Japanese Spikenard	No. 3	30" o.c.	cont.
HA	11	<i>Hosta 'Sagae'</i>	Sagae Hosta	No. 3	36" o.c.	cont.
HF	18	<i>Hosta 'First Frost'</i>	First Frost Hosta	No. 1	30" o.c.	cont.
PT	142	<i>Pachysandra terminalis</i>	Japanese Pachysandra	No. 1	18" o.c.	cont.


Plant Schedule (Neighbor Planting)

Trees						
sym.	qty.	botanical name	common name	size	spacing	root
JC*	26	<i>Juniperus chinensis</i> 'Hetzii Columnaris'	Hetz Juniper	4'-5' ht.	33" o.c.	B&B
Ornamental Grasses, Perennials & Bulbs						
sym.	qty.	botanical name	common name	size	spacing	root
MS*	8	<i>Miscanthus sinensis</i> 'Huron Sunrise'	Huron Sunrise Maiden Grass	No. 2	36" o.c.	cont.



Hetz Juniper Character Image

Neighbor Screening Planting Notes
- Tips of Juniper shall be clipped for hedge appearance at time of planting
- Maiden Grasses shall be maintained through winter and cut back early in spring
- Developer shall warranty all screening plant material for 2 years



Landscape Plan

project title:
112 Edmund Place

City of Detroit, Michigan

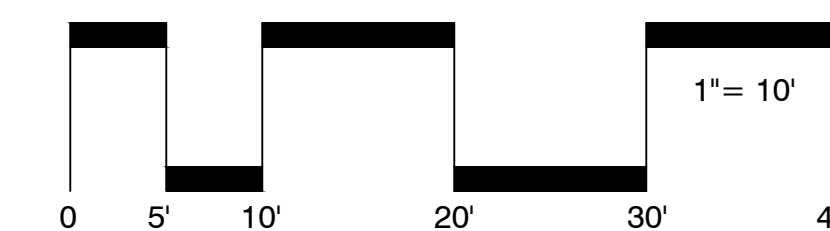
prepared for:
Robertson Brothers Homes
6905 Telegraph Rd. - Suite 200
Bloomfield Hills, MI 48301

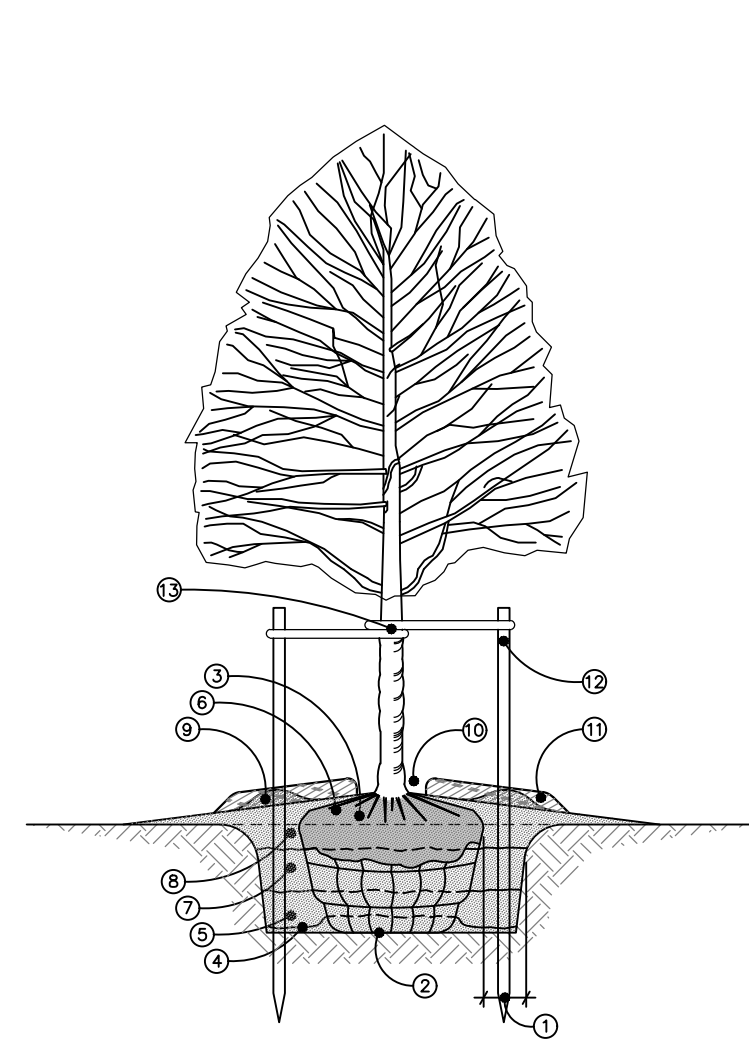
Phone: 248.657.4968

job number: 20017
date: 03.24.2021

drawn by: CE / EMJ
checked by: WTK

revisions:
03.26.2021 Issued for Site Plan Review
09.03.2021 Per Site Plan Revisions
01.06.2022 Per Neighbor Screening



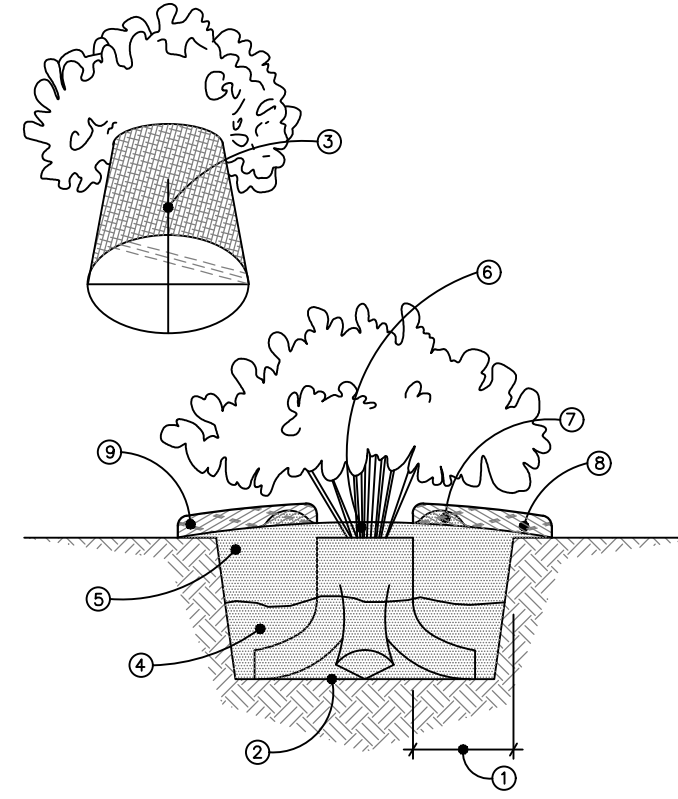


- INSTALLATION NOTES:**
- DIG PLANT POCKET 12" WIDER THAN EDGE OF ROOTBALL.
 - THOROUGHLY COMPACT BOTTOM OF PLANT POCKET.
 - REMOVE ALL TWINE FROM TOP OF ROOTBALL. EXAMINE TRUNK COLLAR & REMOVE EXCESS SOIL FROM TOP OF ROOTBALL DOWN TO THE UPPER LEVEL OF THE ROOT SYSTEM. SET ROOTBALL WITH TOP 1/3 OF BALL ABOVE FINISH GRADE.
 - PLACE BACKFILL UNDER & ALONGSIDE BASE OF BALL TO STRAIGHTEN TREE. THOROUGHLY COMPACT TO FILL ALL VOIDS.
 - BACKFILL PLANT POCKET 1/3 WITH PLANTING MIX CONSISTING OF 50% TOPSOIL & 50% NATIVE SOIL & COMPACT THOROUGHLY. ASSURING TREE IS STILL STRAIGHT.
 - BEFORE CONTINUING WITH BACKFILL, REMOVE TOP WIRE LOOPS, OR BEND DOWN UNTIL THEY TOUCH SIDE OF BALL. REMOVE EXCESS BURLAP.
 - BACKFILL PLANT POCKET SECOND 1/3 WITH PLANTING MIX & COMPACT THOROUGHLY. ASSURING TREE IS STILL STRAIGHT.
 - BACKFILL PLANT POCKET LAST 1/3 WITH PLANTING MIX & COMPACT THOROUGHLY. ASSURING TREE IS STILL STRAIGHT. SLOPE GRADE AWAY FROM TREE.
 - IF PLANTED IN NON-IRRIGATED AREAS, FORM A SAUCER WITH SOIL AT OUTSIDE EDGE OF ROOTBALL.
 - SHREDED BARK MULCH 3" DEPTH. MULCH TO BE NATURAL IN COLOR. LEAVE 2-3" RING EXPOSED AT BASE OF TRUNK.
 - MULCH RINGS TO BE CONSISTENT WITH PLANT TYPE/SIZE THROUGHOUT PROJECT & SHOULD NOT EXTEND BEYOND PLANT POCKET.
 - MINIMUM 2"x2"x60" HARDWOOD STAKES TO EXTEND INTO UNDISTURBED SOIL UNDER PLANT POCKET. STAKE LOCATIONS PER TREE TO BE CONSISTENT THROUGHOUT PROJECT.
 - 1" WIDE BELT LIKE NYLON, PLASTIC, OR OTHER ACCEPTABLE MATERIAL, NO WIRE OR HOSE TO BE USE TO GUY TREES. TWO (2) GUYS PER TREE.

Deciduous Tree Planting Detail - 4" Cal. and Under

LANDSCAPE MANAGEMENT SOLUTIONS

Scale: NTS

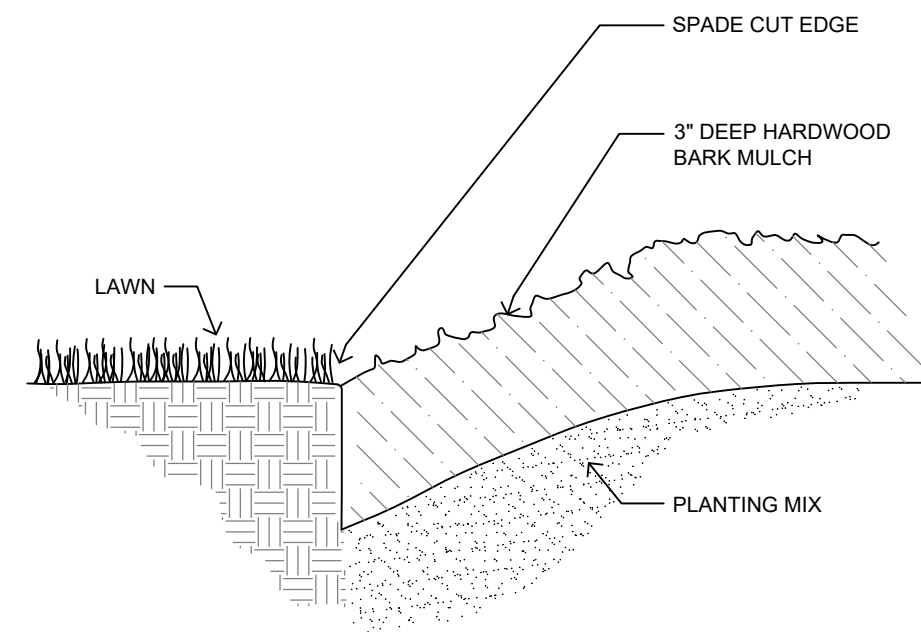


- INSTALLATION NOTES:**
- DIG PLANT POCKET 6" WIDER THAN EDGE OF ROOTBALL.
 - THOROUGHLY COMPACT BOTTOM OF PLANT POCKET.
 - REMOVE PLANT FROM CONTAINER AND EXAMINE ROOTMASS. IF ROOTMASS IS LOOSE, INTEGRATE PLANT ROOTS & POTTING MEDIA WITH PLANTING MIX. IF A ROOTBOUND CONDITION EXISTS, DISRUPT THE ROOTMASS BY CUTTING THROUGH BOTTOM HALF OF ROOTMASS. ROTATE ROOTMASS 90° AND CUT AGAIN, FORMING FOUR (4) LOBES. SPREAD THE FOUR LOBES DISTRIBUTE ROOTMASS AND INTEGRATE PLANT ROOTS & POTTING MEDIA WITH PLANTING MIX. PLACE PLANT IN POCKET SLIGHTLY ABOVE GRADE.
 - BACKFILL PLANT POCKET 1/2 WITH PLANTING MIX CONSISTING OF 50% TOPSOIL & 50% NATIVE SOIL. ASSURING SHRUB IS STRAIGHT.
 - BACK FILL REMAINING 1/2 OF PLANT POCKET WITH PLANTING MIX & COMPACT THOROUGHLY. ASSURING SHRUB IS STILL STRAIGHT.
 - SPREAD 1" OF PLANTING MIX OVER TOP OF CONTAINER ROOTBALL. SLOPE GRADE AWAY FROM SHRUB.
 - IF PLANTED IN NON-IRRIGATED AREAS, FORM A SAUCER WITH SOIL AT OUTSIDE EDGE OF ROOTBALL.
 - SHREDED BARK MULCH 3" DEPTH. MULCH TO BE NATURAL IN COLOR. LEAVE 1-2" RING EXPOSED AT BASE OF PLANT.
 - IF NOT PLANTED WITHIN A LANDSCAPE BED, MULCH RINGS TO BE CONSISTENT IN SIZE WITH PLANT TYPE/SIZE THROUGHOUT PROJECT.

Shrub Planting Detail - Container

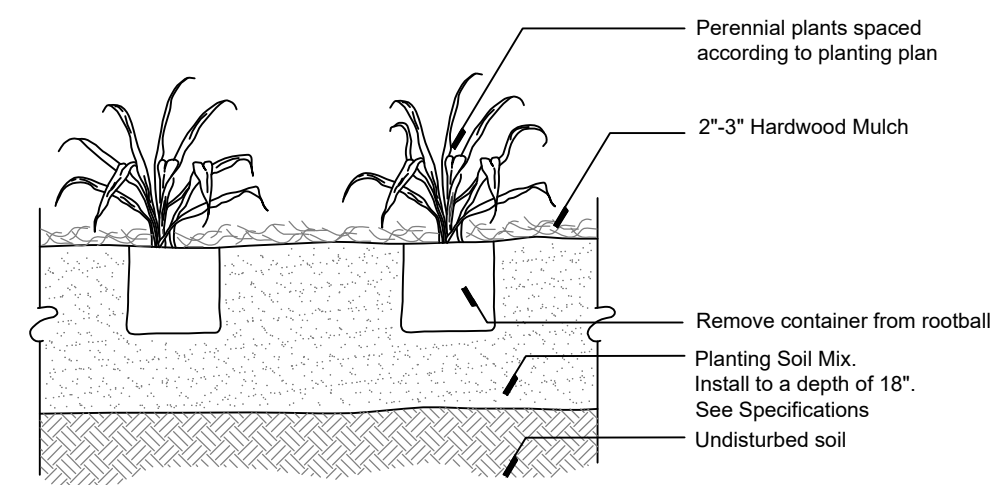
LANDSCAPE MANAGEMENT SOLUTIONS

Scale: NTS



Spade Cut Edging Detail

NTS



Perennial Planting Detail

NTS

Landscape Notes

- Landscape areas and plant material shall be kept free from refuse and debris. Plant materials, including lawns, shall be maintained in a healthy growing condition, neat and orderly in appearance.
- If any plant dies or becomes diseased, it shall be removed within 5 days of written notice from the city and replaced within 30 days or within an extended time period as specified in said notice.
- Tree stakes, guy wires and tree wrap shall be removed after one year.
- Plantings within 15 feet of a fire hydrant shall be no taller than 6 inches at maturity.
- All plant material shall be true to name and free from physical damage and wind burn.
- Plants shall be full, well-branched, and in a healthy, vigorous growing condition.
- Plants shall be watered before and after planting is complete.
- All trees must be staked, fertilized, and mulched and shall be guaranteed to exhibit a normal growth cycle for at least one (1) full year following planting.
- All material shall conform to the guidelines established in the most recent edition of the American Standard for Nursery Stock.
- Provide clean backfill soil, using material stockpiled on site. Soil shall be screened and free of any debris, foreign material, or stone.
- "Agriform" tabs or similar slow-release fertilizer shall be added to the planting pits before being backfilled.
- All plantings shall be mulched with shredded hardwood bark, spread to a minimum depth of 3". Mulch is to be free from debris and foreign material and shall contain no pieces of inconsistent size.
- The Landscape Contractor shall be responsible for all work shown on the landscape drawings and specifications.
- No substitutions or changes of location, or plant types shall be made without the approval of the Landscape Architect or Owner's representative.
- The Landscape Architect shall be notified of any discrepancies between the plans and field conditions prior to installation.
- The Landscape Contractor shall be responsible for maintaining all plant material in a vertical condition throughout the guaranteed period.
- The Landscape Architect shall have the right at any stage of the installation to reject any work or material that does not meet the requirements of the plans and specifications, if requested by the owner.
- The Contractor shall be responsible for checking plant quantities to ensure quantities on drawings and plant list are the same. In the event of a discrepancy, the quantities on the plans shall prevail.
- The Landscape Contractor shall seed and mulch or sod (as indicated on plans) all areas disturbed during construction, throughout the contract limits.
- A pre-emergent weed control agent, "Preen" or equal, shall be applied uniformly to all planting beds prior to mulching.
- The Developer and Landscape Architect reserve the right to change location of plant material and alter plant species/variety at the time of installation based upon availability and quantity of material as well as site conditions. Materials will be of similar size, appearance and growth habit.
- All Lawn areas shall be Seeded or Sodded
- All Landscape Areas shall be irrigated by an automatic irrigation system with separate zones for Lawn and Plants.



sheet title:

Landscape Details & Notes

project title:

112 Edmund Place

City of Detroit, Michigan

prepared for:

Robertson Brothers Homes
6905 Telegraph Rd. - Suite 200
Bloomfield Hills, MI 48301

Phone: 248.657.4968

job number:

20017

date:

03.24.2021

drawn by:

CE / EMJ

checked by:

WTK

revisions:

03.26.2021	Issued for Site Plan Review
09.03.2021	Per Site Plan Revisions
01.06.2022	Per Neighbor Screening



Know what's below.
Call before you dig.

sheet no.

L-2