

THIS IS A 3-PAGE FORM - ALL INFORMATION IS REQUIRED FOR PROJECT REVIEW

HISTORIC DISTRICT COMMISSION PROJECT REVIEW REQUEST

City of Detroit - Planning & Development Department
2 Woodward Avenue, Suite 808
Detroit, Michigan 48226

Date: August 12, 2020

PROPERTY INFORMATION

ADDRESS: 1427 Randolph AKA: Paradise Valley

HISTORIC DISTRICT: Downtown #2

SCOPE OF WORK: (Check ALL that apply)
 Windows/Doors Roof/Gutters/Chimney Porch/Deck Landscape/Fence/Tree/Park General Rehab
 New Construction Demolition Addition Other: _____

APPLICANT IDENTIFICATION

Property Owner/Homeowner Contractor Tenant or Business Occupant Architect/Engineer/Consultant

NAME: Jerome Eagger COMPANY NAME: Randolph Capital Partners LLC

ADDRESS: 1427 Randolph CITY: Detroit STATE: MI ZIP: 48226

PHONE: 313-872-1300 X 23 MOBILE: 248-798-9817 EMAIL: eagger@summitcommercial

eagger@summitcommercialllc.com

PROJECT REVIEW REQUEST CHECKLIST

Please attach the following documentation to your request:

PLEASE KEEP FILE SIZE OF ENTIRE SUBMISSION UNDER 30MB

- Completed Building Permit Application** (highlighted portions only)
- ePLANS Permit Number** (only applicable if you've already applied for permits through ePLANS)
- Photographs** of ALL sides of existing building or site
- Detailed photographs** of location of proposed work (photographs to show existing condition(s), design, color, & material)
- Description of existing conditions** (including materials and design)
- Description of project** (if replacing any existing material(s), include an explanation as to why replacement--rather than repair--of existing and/or construction of new is required)
- Detailed scope of work** (formatted as bulleted list)
- Brochure/cut sheets** for proposed replacement material(s) and/or product(s), as applicable

NOTE:
 Based on the scope of work, additional documentation may be required.
 See www.detroitmi.gov/hdc for scope-specific requirements.

Upon receipt of this documentation, staff will review and inform you of the next steps toward obtaining your building permit from the Buildings, Safety Engineering and Environmental Department (BSEED) to perform the work.

SUBMIT COMPLETED REQUESTS TO HDC@DETROITMI.GOV

P2 - BUILDING PERMIT APPLICATION

Date: August 12, 2020

PROPERTY INFORMATION

Address: 1427 Randolph Floor: 1, 2 & 3 Suite#: Stories: 3
AKA: Paradise Valley Lot(s): Subdivision:
Parcel ID#(s): 01003948 Total Acres: 0.056 Lot Width: Lot Depth:
Current Legal Use of Property: Retail & Office Proposed Use: Retail & Office
Are there any existing buildings or structures on this parcel? Yes No

PROJECT INFORMATION

Permit Type: New Alteration Addition Demolition Correct Violations
 Foundation Only Change of Use Temporary Use Other:
 Revision to Original Permit #: (Original permit has been issued and is active)

Description of Work (Describe in detail proposed work and use of property, attach work list)

Replacing existing wood windows with new likekind wood frame windows on 1, 2 and 3rd floors.

Existing windows in poor condition.

MBC use change No MBC use change

Included Improvements (Check all applicable; these trade areas require separate permit applications)

HVAC/Mechanical Electrical Plumbing Fire Sprinkler System Fire Alarm

Structure Type

New Building Existing Structure Tenant Space Garage/Accessory Building

Other: Size of Structure to be Demolished (LxWxH) cubic ft.

Construction involves changes to the floor plan? Yes No

(e.g. interior demolition or construction to new walls)

Use Group: Type of Construction (per current MI Bldg Code Table 601)

Estimated Cost of Construction \$ \$
By Contractor By Department

Structure Use

Residential-Number of Units: Office-Gross Floor Area Industrial-Gross Floor Area

Commercial-Gross Floor Area: Institutional-Gross Floor Area Other-Gross Floor Area

Proposed No. of Employees: List materials to be stored in the building:

PLOT PLAN SHALL BE submitted on separate sheets and shall show all easements and measurements (must be correct and in detail). SHOW ALL streets abutting lot, indicate front of lot, show all buildings, existing and proposed distances to lot lines. (Building Permit Application Continues on Next Page)

For Building Department Use Only

Intake By: Date: Fees Due: DngBld? No

Permit Description:

Permit #:

Current Legal Land Use: Proposed Use:

Permit#: Date Permit Issued: Permit Cost: \$

Zoning District: Zoning Grant(s):

Lots Combined? Yes No (attach zoning clearance)

Revised Cost (revised permit applications only) Old \$ New \$

Structural: Date: Notes:

Zoning: Date: Notes:

Other: Date: Notes:



IDENTIFICATION (All Fields Required)

Property Owner/Homeowner

Property Owner/Homeowner is Permit Applicant

Name: Jerome Eagger Company Name: Randolph Capital Partners LLC

Address: 7700 Second Ave., Suite 300 City: Detroit State: MI Zip: 48202

Phone: 313-872-1300 X 23 Mobile: 248-798-9817

Driver's License #: E260402015704 Email: eagger@summitcommercialllc.com

Contractor

Contractor is Permit Applicant

Representative Name: Dana Reeves Company Name: Pella Windows and Doors

Address: 1026 Doris Road City: Auburn Hills State: MI Zip: 48326

Phone: 248-392-5000 Mobile: 248-464-8601 Email: reevesdj@pella.com

City of Detroit License #: _____

TENANT OR BUSINESS OCCUPANT

Tenant is Permit Applicant

Name: _____ Phone: _____ Email: _____

ARCHITECT/ENGINEER/CONSULTANT

Architect/Engineer/Consultant is Permit Applicant

Name: _____ State Registration#: _____ Expiration Date: _____

Address: _____ City: _____ State: _____ Zip: _____

Phone: _____ Mobile: _____ Email: _____

HOMEOWNER AFFIDAVIT (Only required for residential permits obtained by homeowner.)

I hereby certify that I am the legal owner and occupant of the subject property and the work described on this permit application shall be completed by me. I am familiar with the applicable codes and requirements of the City of Detroit and take full responsibility for all code compliance, fees and inspections related to the installation/work herein described. I shall neither hire nor sub-contract to any other person, firm or corporation any portion of the work covered by this building permit.

Print Name: _____ Signature: _____ Date: _____
(Homeowner)

Subscribed and sworn to before me this _____ day of _____ 20 _____ A.D. _____ County, Michigan

Signature: _____ My Commission Expires: _____
(Notary Public)

PERMIT APPLICANT SIGNATURE

I hereby certify that the information on this application is true and correct. I have reviewed all deed restrictions that may apply to this construction and am aware of my responsibility thereunder. I certify that the proposed work is authorized by the owner of the record and I have been authorized to make this application as the property owner(s) authorized agent. Further I agree to conform to all applicable laws and ordinances of jurisdiction. I am aware that a permit will expire when no inspections are requested and conducted within 180 days of the date of issuance or the date of the previous inspection and that expired permits cannot be

Print Name: Jerome Eagger Signature: [Signature] Date: 8-12-2020
(Permit Applicant)

Driver's License #: E260402015704 Expiration: 9-10-1961

Subscribed and sworn to before me this 12th day of 08 20 20 A.D. Wayne County, Michigan

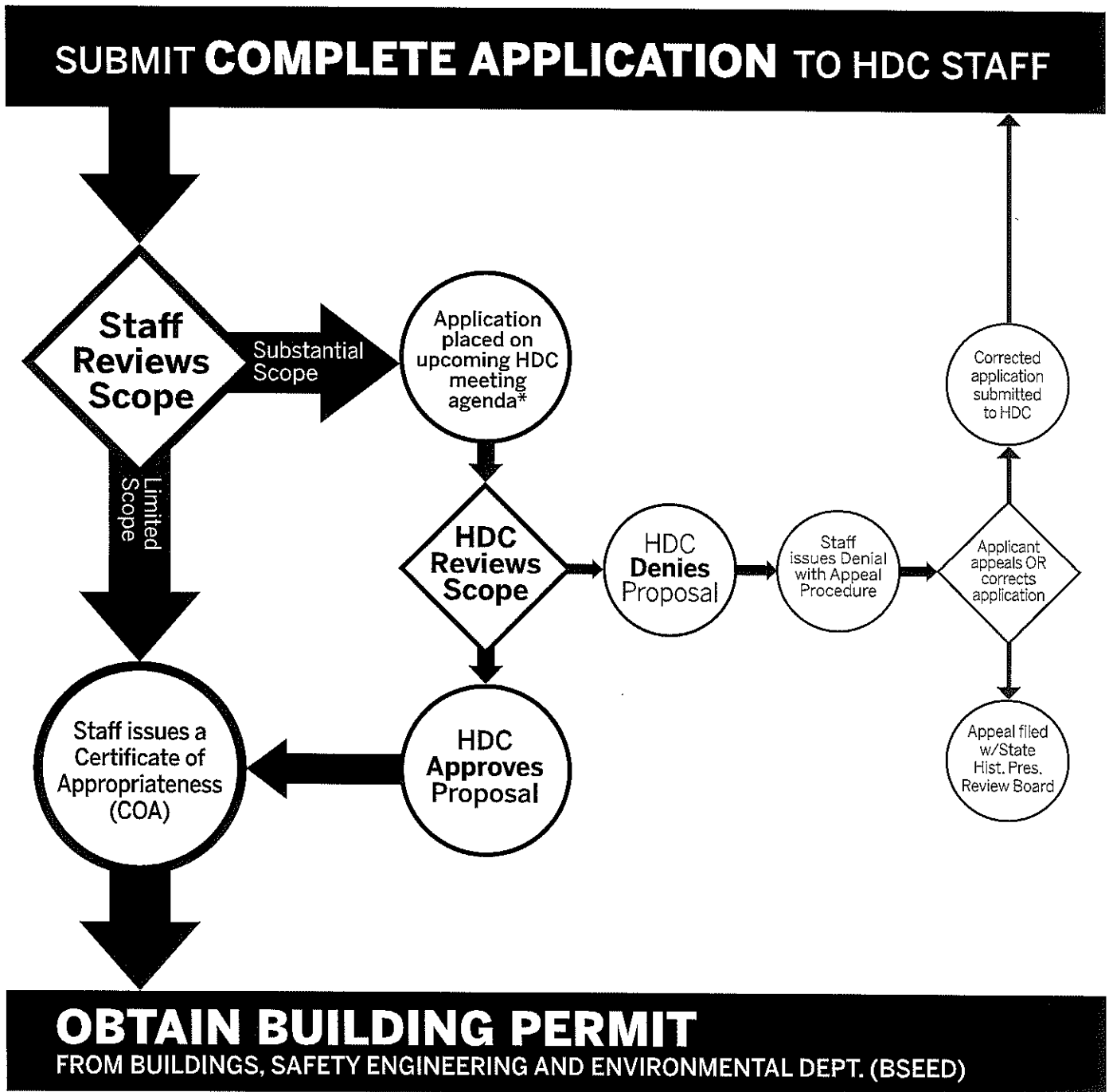
Signature: [Signature] My Commission Expires: May 16, 2022
(Notary Public)

Section 23a of the state construction code act of 1972, 1972PA230, MCL 125.1523A, prohibits a person from conspiring to circumvent the licensing requirements of this state relating to persons who are to perform work on a residential building or a residential structure. Visitors of Section 23a are subject to civil fines.

This application can also be completed online. Visit detroitmi.gov/bseed/elaps for more information.



HISTORIC DISTRICT COMMISSION REVIEW & PERMIT PROCESS



* THE COMMISSION MEETS REGULARY AT LEAST ONCE PER MONTH, TYPICALLY ON THE SECOND WEDNESDAY OF THE MONTH.
(SEE WEBSITE FOR MEETING SCHEDULE/AGENDAS)

FIND OUT MORE AT www.detroitmi.gov/hdc

Contract - Detailed

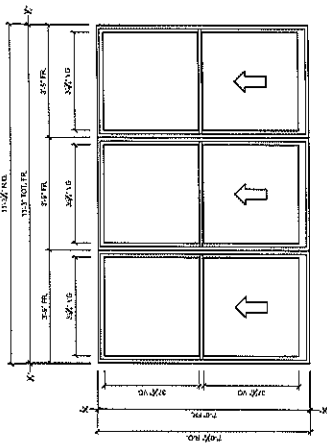


Sales Rep Name: Reeves, Dana
Sales Rep Phone: 248-464-8601
Sales Rep Fax: 248-292-5031
Sales Rep E-Mail: reevesdj@pella.com

Phone: _____ **Fax:** _____

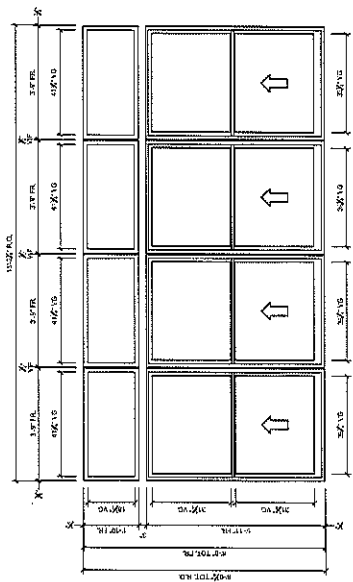
Customer Information	Project/Delivery Address	Order Information
<p> Summit Commercial 7700 2nd Ave Suite 300 Detroit, MI 48202-2411 Primary Phone: (313) 8721300 Mobile Phone: Fax Number: E-Mail: Contact Name: Great Plains #: Customer Number: 1009358018 Customer Account: 1005465955 </p>	<p> 1427 Randolph 1427 Randolph Lot # Detroit, MI 48226 County: Owner Name: Owner Phone: </p>	<p> Quote Name: Arch Series replacement Order Number: 189 Quote Number: 11978572 Order Type: Non-Installed Sales Wall Depth: Payment Terms: Tax Code: MISALESTAX Cust Delivery Date: None Quoted Date: 10/17/2019 Contracted Date: Booked Date: Customer PO #: </p>

1	2	3	4	5	6	7	8	9	10	11	12	13	14	15	16	17	18	19	20	21	22	23	24	25	26	27	28	29	30	



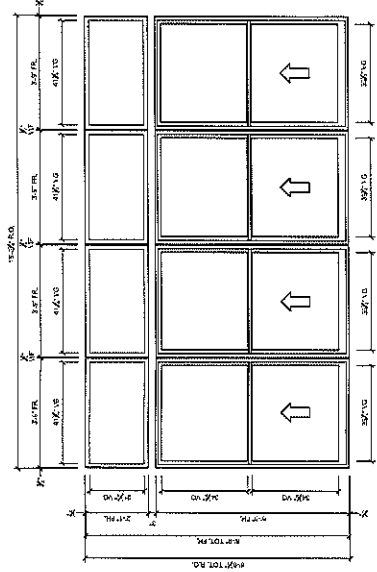
Rear Window 1

Line #	Description	QTY
20	Architect Traditional Single Hung 45 X 71 Black Rod	1
20	Support Product Direct Set 45 X 71 Black Rod	1
20	Architect Traditional Single Hung 45 X 71 Black Rod	1
20	Support Product Direct Set 45 X 71 Black Rod	1



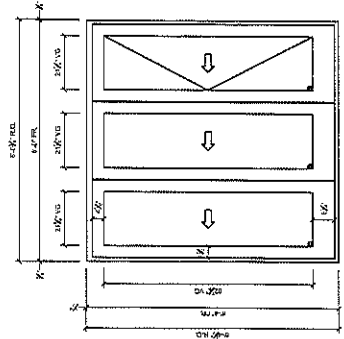
Elevation 2

Line #	Description	QTY
15	Architect Traditional Single Hung 45 X 71 Black Rod	1
15	Support Product Direct Set 45 X 71 Black Rod	1
15	Architect Traditional Single Hung 45 X 71 Black Rod	1
15	Support Product Direct Set 45 X 71 Black Rod	1
15	Architect Traditional Single Hung 45 X 71 Black Rod	1
15	Support Product Direct Set 45 X 71 Black Rod	1
15	Architect Traditional Single Hung 45 X 71 Black Rod	1
15	Support Product Direct Set 45 X 71 Black Rod	1



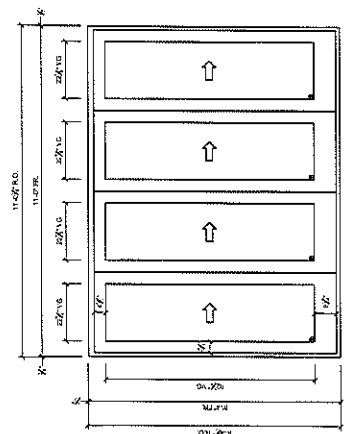
Elevation 2

Line #	Description	QTY
10	Architect Traditional Single Hung 45 X 71 Black Rod	1
10	Support Product Direct Set 45 X 71 Black Rod	1
10	Architect Traditional Single Hung 45 X 71 Black Rod	1
10	Support Product Direct Set 45 X 71 Black Rod	1
10	Architect Traditional Single Hung 45 X 71 Black Rod	1
10	Support Product Direct Set 45 X 71 Black Rod	1
10	Architect Traditional Single Hung 45 X 71 Black Rod	1
10	Support Product Direct Set 45 X 71 Black Rod	1



Bifold

Line #	Description	QTY
30	Architect Traditional Single Hung 45 X 71 Black Rod	1
30	Support Product Direct Set 45 X 71 Black Rod	1



Bifold

Line #	Description	QTY
25	Architect Traditional Single Hung 45 X 71 Black Rod	1
25	Support Product Direct Set 45 X 71 Black Rod	1



Quote Name: Arch Series replacement
Project Name: 1427 Randolph

Job Site Location: Detroit, MI
Room Location:

Sales Branch Location: 18900 Pella Windows and Doors

These drawings are based on our interpretation of the information provided to us. They are submitted for final approval of the individual** responsible for the project and are not intended to create any warranty or other liability. The user** is responsible for compliance with applicable building codes or other regulations and determining the suitability of the suggestions for the particular application, including the final design of reinforcement, flashing, and sealant systems for all window and door installations.

** building owner, architect, contractor, installer and/or consumer

Line Number: 10
Quote Qty: 2
Scaling: 1/2" = 1'

Description: Architect, Traditional, 4-Wide Single Hung, Support Product, 4-Wide Direct Set, 181.5 X 105, Brick Red
Rough Opening: 182.25" X 105.75"

Performance Information: U-Factor 0.29, SHGC 0.28, VLT 0.53, CPD PEL-N-232-00253-00001, Performance Class CW, PG 45, Calculated Positive DP Rating 45, Calculated Negative DP Rating 45, Year Rated 08|11, Egress Meets Typical 5.7 sqft (E) (United States Only)

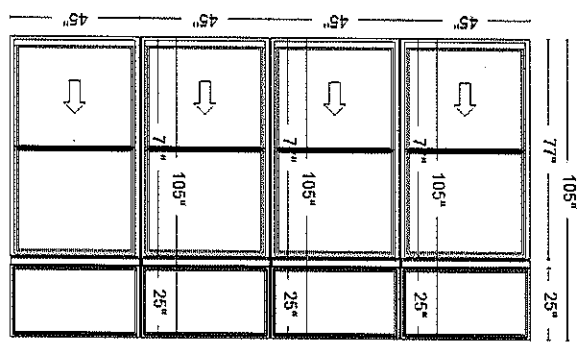
Performance Information: U-Factor 0.29, SHGC 0.28, VLT 0.53, CPD PEL-N-232-00253-00001, Performance Class CW, PG 45, Calculated Positive DP Rating 45, Calculated Negative DP Rating 45, Year Rated 08|11, Egress Meets Typical 5.7 sqft (E) (United States Only)

Performance Information: U-Factor 0.29, SHGC 0.28, VLT 0.53, CPD PEL-N-232-00253-00001, Performance Class CW, PG 45, Calculated Positive DP Rating 45, Calculated Negative DP Rating 45, Year Rated 08|11, Egress Meets Typical 5.7 sqft (E) (United States Only)

Performance Information: U-Factor 0.29, SHGC 0.28, VLT 0.53, CPD PEL-N-232-00253-00001, Performance Class CW, PG 45, Calculated Positive DP Rating 45, Calculated Negative DP Rating 45, Year Rated 08|11, Egress Meets Typical 5.7 sqft (E) (United States Only)

Viewed from the Exterior

Quote Number: 11978572



Customer Approval Form:

Signature: _____
 Date: _____



Quote Name: Arch Series replacement
Project Name: 1427 Randolph

Job Site Location: Detroit, MI
Room Location:

Sales Branch Location: 18900 Pella Windows and Doors

Line Number: 15
Quote Qty: 2
Scaling: 1/2" = 1"

Description: Architect, Traditional, 4-Wide Single Hung, Support Product, 4-Wide Direct Set, 181.5 X 96, Brick Red
Rough Opening: 182.25" X 96.75"

Performance Information: U-Factor 0.29, SHGC 0.28, VLT 0.53, CPD PEL-N-232-00253-00001, Performance Class CW, PG 45, Calculated Positive DP Rating 45, Calculated Negative DP Rating 45, Year Rated 08|11, Egress Meets Typical 5.7 sqft (E) (United States Only)

Performance Information: U-Factor 0.29, SHGC 0.28, VLT 0.53, CPD PEL-N-232-00253-00001, Performance Class CW, PG 45, Calculated Positive DP Rating 45, Calculated Negative DP Rating 45, Year Rated 08|11, Egress Meets Typical 5.7 sqft (E) (United States Only)

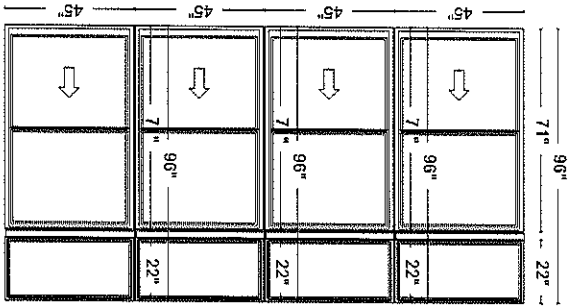
Performance Information: U-Factor 0.29, SHGC 0.28, VLT 0.53, CPD PEL-N-232-00253-00001, Performance Class CW, PG 45, Calculated Positive DP Rating 45, Calculated Negative DP Rating 45, Year Rated 08|11, Egress Meets Typical 5.7 sqft (E) (United States Only)

Performance Information: U-Factor 0.29, SHGC 0.28, VLT 0.53, CPD PEL-N-232-00253-00001, Performance Class CW, PG 45, Calculated Positive DP Rating 45, Calculated Negative DP Rating 45, Year Rated 08|11, Egress Meets Typical 5.7 sqft (E) (United States Only)

These drawings are based on our interpretation of the information provided to us. They are submitted for final approval of the individual** responsible for the project and are not intended to create any warranty or other liability. The user** is responsible for compliance with applicable building codes or other regulations and determining the suitability of the suggestions for the particular application, including the final design of reinforcement, flashing, and sealant systems for all window and door installations.

** building owner, architect, contractor, installer and/or consumer

Viewed from the Exterior



Customer Approval Form:

Signature: _____
 Date: _____



Quote Name: Arch Series replacement
Project Name: 1427 Randolph

Job Site Location: Detroit, MI
Room Location: Rear window
Sales Branch Location: 18900 Pella Windows and Doors

These drawings are based on our interpretation of the information provided to us. They are submitted for final approval of the individual** responsible for the project and are not intended to create any warranty or other liability. The user** is responsible for compliance with applicable building codes or other regulations and determining the suitability of the suggestions for the particular application, including the final design of reinforcement, flashing, and sealant systems for all window and door installations.

** building owner, architect, contractor, installer and/or consumer

Quote Number: 11978572
Line Number: 20
Quote Qty: 1
Scaling: 1/2" = 1'

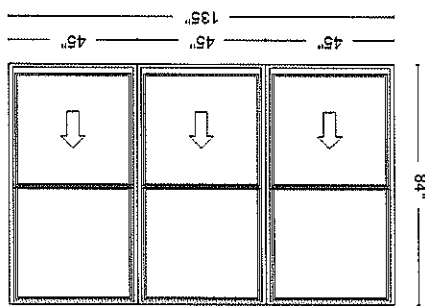
Description: Architect, Traditional, 3-Wide Single Hung, 135 X 84, Brown
Rough Opening: 136" X 84.75"
Performance Information: U-Factor 0.29, SHGC 0.28, VLT 0.52, CPD PEL-N-232-00257-00001, Performance Class CW, PG 40, Calculated Positive DP Rating 40, Calculated Negative DP Rating 40, Year Rated 08|11, Egress Meets Typical 5.7 sqft (E) (United States Only)

Performance Information: U-Factor 0.29, SHGC 0.28, VLT 0.52, CPD PEL-N-232-00257-00001, Performance Class CW, PG 40, Calculated Positive DP Rating 40, Calculated Negative DP Rating 40, Year Rated 08|11, Egress Meets Typical 5.7 sqft (E) (United States Only)

Performance Information: U-Factor 0.29, SHGC 0.28, VLT 0.52, CPD PEL-N-232-00257-00001, Performance Class CW, PG 40, Calculated Positive DP Rating 40, Calculated Negative DP Rating 40, Year Rated 08|11, Egress Meets Typical 5.7 sqft (E) (United States Only)

Performance Information: U-Factor 0.29, SHGC 0.28, VLT 0.52, CPD PEL-N-232-00257-00001, Performance Class CW, PG 40, Calculated Positive DP Rating 40, Calculated Negative DP Rating 40, Year Rated 08|11, Egress Meets Typical 5.7 sqft (E) (United States Only)

Viewed from the Exterior



Customer Approval Form:

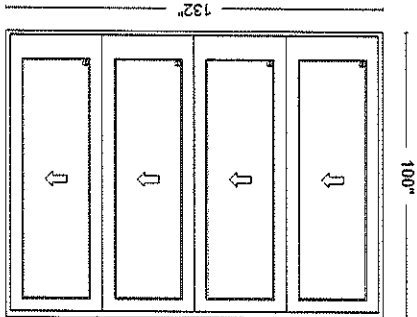
Signature: _____
 Date: _____



Quote Name: Arch Series replacement
 Project Name: 1427 Randolph
 Jobsite Location: Detroit, MI
 Room Location: Bifold
 Sales Branch Location: 18900 Pella Windows and Doors

These drawings are based on our interpretation of the information provided to us. They are submitted for final approval of the individual** responsible for the project and are not intended to create any warranty or other liability. The user** is responsible for compliance with applicable building codes or other regulations and determining the suitability of the suggestions for the particular application, including the final design of reinforcement, flashing, and sealant systems for all window and door installations. ** building owner, architect, contractor, installer and/or consumer

Quote Number: 11978572
 Line Number: 25
 Description: Pella® Reserve, Traditional, Multi Bi Fold Door Inswing Bifold, OL-4R, 132 X 100, Brick Red
 Rough Opening: 133" X 101"
 Performance Information: U-Factor 0.31, SHGC 0.22, VLT 0.39, CPD PEL-N-242-02524-00001
 Viewed from the Exterior
 Quote Qty: 1
 Scaling: 1/2" = 1'



Customer Approval Form:
 Signature: _____
 Date: _____



Quote Name: Arch Series replacement
Project Name: 1427 Randolph

Jobsite Location: Detroit, MI

Room Location: Bifold

Sales Branch Location: 18900 Pella Windows and Doors

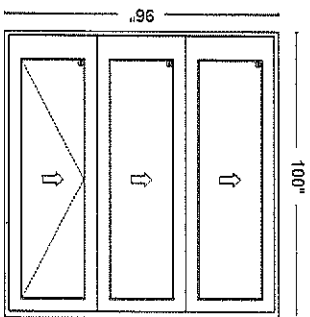
These drawings are based on our interpretation of the information provided to us. They are submitted for final approval of the individual** responsible for the project and are not intended to create any warranty or other liability. The user** is responsible for compliance with applicable building codes or other regulations and determining the suitability of the suggestions for the particular application, including the final design of reinforcement, flashing, and sealant systems for all window and door installations.

** building owner, architect, contractor, installer and/or consumer

Quote Number: 11978572
Line Number: 30
Description: Pella® Reserve, Traditional, Multi Bi Fold Door Inswing Bifold, 3L-0R, 96 X 100, Brick Red
Rough Opening: 97" X 100.5"
Performance Information: U-Factor 0.31, SHGC 0.22, VLT 0.40, CPD PEL-N-242-02518-00001

Viewed from the Exterior

Quote Qty: 1
Scaling: 1/2" = 1'



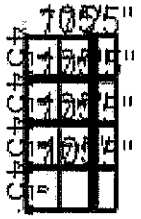
Customer Approval Form:

Signature: _____
 Date: _____

Line # Location:

Attributes

10



PK # 2057

Viewed From Exterior

Item Price	Qty	Ext'd Price
\$5,709.48	2	\$11,418.96

1: Traditional, 4577 Single Hung, Equal

Frame Size: 45 X 77
 General Information: Standard, Luxury, Clad, Pine, 5", 3 11/16"
 Exterior Color / Finish: Painted, Standard Enduraclad, Brick Red
 Interior Color / Finish: Bright White Paint Interior
 Sash / Panel: Ogee, Ogee, Standard, No Sash Lugs
 Glass: Insulated Dual Low-E Advanced Low-E Insulating Glass Argon Non High Altitude
 Hardware Options: Cam-Action Lock, Champagne, No Window Opening Control Device, No Limited Opening Hardware, Order Sash Lift, No Integrated Sensor

Performance Information: U-Factor 0.29, SHGC 0.28, VLT 0.53, CPD PEL-N-232-00253-00001, Performance Class CW, PG 45, Calculated Positive DP Rating 45, Calculated Negative DP Rating 45, Year Rated 08/11, Egress Meets Typical 5.7 sqft (E) (United States Only)

Grille: No Grille,
 Vertical Mull 1: FieldMull, 1/2" mullion for 3-9/16", Mull Design Pressure- 20

2: Traditional, 4577 Single Hung, Equal

Frame Size: 45 X 77
 General Information: Standard, Luxury, Clad, Pine, 5", 3 11/16"
 Exterior Color / Finish: Painted, Standard Enduraclad, Brick Red
 Interior Color / Finish: Bright White Paint Interior
 Sash / Panel: Ogee, Ogee, Standard, No Sash Lugs
 Glass: Insulated Dual Low-E Advanced Low-E Insulating Glass Argon Non High Altitude
 Hardware Options: Cam-Action Lock, Champagne, No Window Opening Control Device, No Limited Opening Hardware, Order Sash Lift, No Integrated Sensor

Performance Information: U-Factor 0.29, SHGC 0.28, VLT 0.53, CPD PEL-N-232-00253-00001, Performance Class CW, PG 45, Calculated Positive DP Rating 45, Calculated Negative DP Rating 45, Year Rated 08/11, Egress Meets Typical 5.7 sqft (E) (United States Only)

Grille: No Grille,
 Vertical Mull 2: FieldMull, 1/2" mullion for 3-9/16", Mull Design Pressure- 20

3: Traditional, 4577 Single Hung, Equal

Frame Size: 45 X 77
 General Information: Standard, Luxury, Clad, Pine, 5", 3 11/16"
 Exterior Color / Finish: Painted, Standard Enduraclad, Brick Red
 Interior Color / Finish: Bright White Paint Interior
 Sash / Panel: Ogee, Ogee, Standard, No Sash Lugs
 Glass: Insulated Dual Low-E Advanced Low-E Insulating Glass Argon Non High Altitude
 Hardware Options: Cam-Action Lock, Champagne, No Window Opening Control Device, No Limited Opening Hardware, Order Sash Lift, No Integrated Sensor

Performance Information: U-Factor 0.29, SHGC 0.28, VLT 0.53, CPD PEL-N-232-00253-00001, Performance Class CW, PG 45, Calculated Positive DP Rating 45, Calculated Negative DP Rating 45, Year Rated 08/11, Egress Meets Typical 5.7 sqft (E) (United States Only)

Grille: No Grille,
 Vertical Mull 3: FieldMull, 1/2" mullion for 3-9/16", Mull Design Pressure- 20

4: Traditional, 4577 Single Hung, Equal

Frame Size: 45 X 77
 General Information: Standard, Luxury, Clad, Pine, 5", 3 11/16"
 Exterior Color / Finish: Painted, Standard Enduraclad, Brick Red
 Interior Color / Finish: Bright White Paint Interior
 Sash / Panel: Ogee, Ogee, Standard, No Sash Lugs
 Glass: Insulated Dual Low-E Advanced Low-E Insulating Glass Argon Non High Altitude
 Hardware Options: Cam-Action Lock, Champagne, No Window Opening Control Device, No Limited Opening Hardware, Order Sash Lift, No Integrated Sensor

Screen: No Screen

For more information regarding the finishing, maintenance, service and warranty of all Pella® products, visit the Pella® website at www.pella.com

Performance Information: U-Factor 0.29, SHGC 0.29, VLT 0.62, CPD PEL-N-18-02773-00001, Performance Class CW, PG 49, Calculated Positive DP Rating 45, Calculated Negative DP Rating 45, Year Rated 08/11, Egress Meets Typical 5.7 sqft (E) (United States Only)

Grille: No Grille,

Horizontal Mull 1: FactoryMull, 3" x 4 3/8" Wood, Mull Design Pressure- 20

5: 4525 Fixed Frame

Frame Size: 45 X 25

General Information: Interior Glazed, Factory Assembled, Standard, Clad, Pine, 5", 3 11/16"

Exterior Color / Finish: Painted, Standard Enduraclad, Brick Red

Interior Color / Finish: Bright White Paint Interior

Glass: Insulated Dual Low-E Advanced Low-E Insulating Glass Argon Non High Altitude

Performance Information: U-Factor 0.29, SHGC 0.32, VLT 0.62, CPD PEL-N-18-02773-00001, Performance Class CW, PG 85, Calculated Positive DP Rating 85, Calculated Negative DP Rating 85, Year Rated 08/11

Grille: No Grille,

Vertical Mull 4: FieldMull, 1/2" mullion for 3-9/16", Mull Design Pressure- 20

6: 4525 Fixed Frame

Frame Size: 45 X 25

General Information: Interior Glazed, Factory Assembled, Standard, Clad, Pine, 5", 3 11/16"

Exterior Color / Finish: Painted, Standard Enduraclad, Brick Red

Interior Color / Finish: Bright White Paint Interior

Glass: Insulated Dual Low-E Advanced Low-E Insulating Glass Argon Non High Altitude

Performance Information: U-Factor 0.29, SHGC 0.32, VLT 0.62, CPD PEL-N-18-02773-00001, Performance Class CW, PG 85, Calculated Positive DP Rating 85, Calculated Negative DP Rating 85, Year Rated 08/11

Grille: No Grille,

Vertical Mull 5: FieldMull, 1/2" mullion for 3-9/16", Mull Design Pressure- 20

7: 4525 Fixed Frame

Frame Size: 45 X 25

General Information: Interior Glazed, Factory Assembled, Standard, Clad, Pine, 5", 3 11/16"

Exterior Color / Finish: Painted, Standard Enduraclad, Brick Red

Interior Color / Finish: Bright White Paint Interior

Glass: Insulated Dual Low-E Advanced Low-E Insulating Glass Argon Non High Altitude

Performance Information: U-Factor 0.29, SHGC 0.32, VLT 0.62, CPD PEL-N-18-02773-00001, Performance Class CW, PG 85, Calculated Positive DP Rating 85, Calculated Negative DP Rating 85, Year Rated 08/11

Grille: No Grille,

Vertical Mull 6: FieldMull, 1/2" mullion for 3-9/16", Mull Design Pressure- 20

8: 4525 Fixed Frame

Frame Size: 45 X 25

General Information: Interior Glazed, Factory Assembled, Standard, Clad, Pine, 5", 3 11/16"

Exterior Color / Finish: Painted, Standard Enduraclad, Brick Red

Interior Color / Finish: Bright White Paint Interior

Glass: Insulated Dual Low-E Advanced Low-E Insulating Glass Argon Non High Altitude

Performance Information: U-Factor 0.29, SHGC 0.32, VLT 0.62, CPD PEL-N-18-02773-00001, Performance Class CW, PG 85, Calculated Positive DP Rating 85, Calculated Negative DP Rating 85, Year Rated 08/11

Grille: No Grille,

Horizontal Mull 2: FactoryMull, 3" x 4 3/8" Wood, Mull Design Pressure- 20

Wrapping Information: 6" Installation Clips, Branch Supplied, Mullion Cover, Standard Flat, No Exterior Trim, 4 9/16", 5 7/8", Standard Four Sided Jamb Extension, Applied By Branch, Pella Recommended Clearance, Perimeter Length = 573"

Rough Opening: 182 - 1/4" X 105 - 3/4"

Line # Location:

Attributes

15



PK # 2057

Viewed From Exterior

Architect, Traditional, 4-Wide Single Hung, Support Product, 4-Wide Direct Set, 181.5 X 96, Brick Red

Item Price	Qty	Ext'd Price
\$5,535.49	2	\$11,070.98

1: Traditional, 4571 Single Hung, Equal

Frame Size: 45 X 71

General Information: Standard, Luxury, Clad, Pine, 5", 3 11/16"

Exterior Color / Finish: Painted, Standard Enduracrad, Brick Red

Interior Color / Finish: Bright White Paint Interior

Sash / Panel: Ogee, Ogee, Standard, No Sash Lugs

Glass: Insulated Dual Low-E Advanced Low-E Insulating Glass Argon Non High Altitude

Hardware Options: Cam-Action Lock, Champagne, No Window Opening Control Device, No Limited Opening Hardware, Order Sash Lift, No Integrated

Sensor

Screen: No Screen

Performance Information: U-Factor 0.29, SHGC 0.28, VLT 0.53, CPD PEL-N-232-00253-00001, Performance Class CW, PG 45, Calculated Positive DP

Rating 45, Calculated Negative DP Rating 45, Year Rated 08/11, Egress Meets Typical 5.7 sqft (E) (United States Only)

Grille: No Grille

Vertical Mull 1: FieldMull, 1/2" mullion for 3-9/16", Mull Design Pressure- 20

2: Traditional, 4571 Single Hung, Equal

Frame Size: 45 X 71

General Information: Standard, Luxury, Clad, Pine, 5", 3 11/16"

Exterior Color / Finish: Painted, Standard Enduracrad, Brick Red

Interior Color / Finish: Bright White Paint Interior

Sash / Panel: Ogee, Ogee, Standard, No Sash Lugs

Glass: Insulated Dual Low-E Advanced Low-E Insulating Glass Argon Non High Altitude

Hardware Options: Cam-Action Lock, Champagne, No Window Opening Control Device, No Limited Opening Hardware, Order Sash Lift, No Integrated

Sensor

Screen: No Screen

Performance Information: U-Factor 0.29, SHGC 0.28, VLT 0.53, CPD PEL-N-232-00253-00001, Performance Class CW, PG 45, Calculated Positive DP

Rating 45, Calculated Negative DP Rating 45, Year Rated 08/11, Egress Meets Typical 5.7 sqft (E) (United States Only)

Grille: No Grille

Vertical Mull 2: FieldMull, 1/2" mullion for 3-9/16", Mull Design Pressure- 20

3: Traditional, 4571 Single Hung, Equal

Frame Size: 45 X 71

General Information: Standard, Luxury, Clad, Pine, 5", 3 11/16"

Exterior Color / Finish: Painted, Standard Enduracrad, Brick Red

Interior Color / Finish: Bright White Paint Interior

Sash / Panel: Ogee, Ogee, Standard, No Sash Lugs

Glass: Insulated Dual Low-E Advanced Low-E Insulating Glass Argon Non High Altitude

Hardware Options: Cam-Action Lock, Champagne, No Window Opening Control Device, No Limited Opening Hardware, Order Sash Lift, No Integrated

Sensor

Screen: No Screen

Performance Information: U-Factor 0.29, SHGC 0.28, VLT 0.53, CPD PEL-N-232-00253-00001, Performance Class CW, PG 45, Calculated Positive DP

Rating 45, Calculated Negative DP Rating 45, Year Rated 08/11, Egress Meets Typical 5.7 sqft (E) (United States Only)

Grille: No Grille

Vertical Mull 3: FieldMull, 1/2" mullion for 3-9/16", Mull Design Pressure- 20

4: Traditional, 4571 Single Hung, Equal

Frame Size: 45 X 71

General Information: Standard, Luxury, Clad, Pine, 5", 3 11/16"

Exterior Color / Finish: Painted, Standard Enduracrad, Brick Red

Interior Color / Finish: Bright White Paint Interior

Sash / Panel: Ogee, Ogee, Standard, No Sash Lugs

Glass: Insulated Dual Low-E Advanced Low-E Insulating Glass Argon Non High Altitude

Hardware Options: Cam-Action Lock, Champagne, No Window Opening Control Device, No Limited Opening Hardware, Order Sash Lift, No Integrated

Sensor

Screen: No Screen

Performance Information: U-Factor 0.29, SHGC 0.29, VLT 0.53, CPD PEL-N-232-00253-00001, Performance Class CW, PG 45, Calculated Positive DP Rating 45, Calculated Negative DP Rating 45, Year Rated 08/11, Egress Meets Typical 5.7 sqft (E) (United States Only)

Grille: No Grille,

Horizontal Mull 1: FactoryMull, 3" x 4 3/8" Wood, Mull Design Pressure- 20

5: 4522 Fixed Frame

Frame Size: 45 X 22

General Information: Interior Glazed, Factory Assembled, Standard, Clad, Pine, 5", 3 11/16"

Exterior Color / Finish: Painted, Standard Enduraclad, Brick Red

Interior Color / Finish: Bright White Paint Interior

Glass: Insulated Dual Low-E Advanced Low-E Insulating Glass Argon Non High Altitude

Performance Information: U-Factor 0.29, SHGC 0.32, VLT 0.62, CPD PEL-N-18-02773-00001, Performance Class CW, PG 85, Calculated Positive DP Rating 85, Calculated Negative DP Rating 85, Year Rated 08/11

Grille: No Grille,

Vertical Mull 4: FieldMull, 1/2" mullion for 3-9/16", Mull Design Pressure- 20

6: 4522 Fixed Frame

Frame Size: 45 X 22

General Information: Interior Glazed, Factory Assembled, Standard, Clad, Pine, 5", 3 11/16"

Exterior Color / Finish: Painted, Standard Enduraclad, Brick Red

Interior Color / Finish: Bright White Paint Interior

Glass: Insulated Dual Low-E Advanced Low-E Insulating Glass Argon Non High Altitude

Performance Information: U-Factor 0.29, SHGC 0.32, VLT 0.62, CPD PEL-N-18-02773-00001, Performance Class CW, PG 85, Calculated Positive DP Rating 85, Calculated Negative DP Rating 85, Year Rated 08/11

Grille: No Grille,

Vertical Mull 5: FieldMull, 1/2" mullion for 3-9/16", Mull Design Pressure- 20

7: 4522 Fixed Frame

Frame Size: 45 X 22

General Information: Interior Glazed, Factory Assembled, Standard, Clad, Pine, 5", 3 11/16"

Exterior Color / Finish: Painted, Standard Enduraclad, Brick Red

Interior Color / Finish: Bright White Paint Interior

Glass: Insulated Dual Low-E Advanced Low-E Insulating Glass Argon Non High Altitude

Performance Information: U-Factor 0.29, SHGC 0.32, VLT 0.62, CPD PEL-N-18-02773-00001, Performance Class CW, PG 85, Calculated Positive DP Rating 85, Calculated Negative DP Rating 85, Year Rated 08/11

Grille: No Grille,

Vertical Mull 6: FieldMull, 1/2" mullion for 3-9/16", Mull Design Pressure- 20

8: 4522 Fixed Frame

Frame Size: 45 X 22

General Information: Interior Glazed, Factory Assembled, Standard, Clad, Pine, 5", 3 11/16"

Exterior Color / Finish: Painted, Standard Enduraclad, Brick Red

Interior Color / Finish: Bright White Paint Interior

Glass: Insulated Dual Low-E Advanced Low-E Insulating Glass Argon Non High Altitude

Performance Information: U-Factor 0.29, SHGC 0.32, VLT 0.62, CPD PEL-N-18-02773-00001, Performance Class CW, PG 85, Calculated Positive DP Rating 85, Calculated Negative DP Rating 85, Year Rated 08/11

Grille: No Grille,

Horizontal Mull 2: FactoryMull, 3" x 4 3/8" Wood, Mull Design Pressure- 20

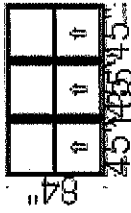
Wrapping Information: 6" Installation Clips, Branch Supplied, Mullion Cover, Standard Flat, No Exterior Trim, 4 9/16", 5 7/8", Standard Four Sided Jamb Extension, Applied By Branch, Pella Recommended Clearance, Perimeter Length = 555".

Rough Opening: 182 - 1/4" X 96 - 3/4

For more information regarding the finishing, maintenance, service and warranty of all Pella® products, visit the Pella® website at www.pella.com

Line #	Location:	Attributes	Item Price	Qty	Ext'd Price
20	Rear window		\$2,550.18	1	\$2,550.18

Architect, Traditional, 3-Wide Single Hung, 135 X 84, Brown



PK #
2057

Viewed From Exterior

1: Traditional, 4584 Single Hung, Equal

Frame Size: 45 X 84

General Information: Standard, Luxury, Clad, Pine, 5", 3 11/16"

Exterior Color / Finish: Painted, Standard Enduraclad, Brown

Interior Color / Finish: Bright White Paint Interior

Sash / Panel: Ogee, Ogee, Standard, No Sash Lugs

Glass: Insulated Dual Low-E Advanced Low-E Insulating Glass Argon Non High Altitude

Hardware Options: Cam-Action Lock, Champagne, No Window Opening Control Device, No Limited Opening Hardware, Order Sash Lift, No Integrated Sensor

Screen: No Screen

Performance Information: U-Factor 0.29, SHGC 0.28, VLT 0.52, CPD PEL-N-232-00257-00001, Performance Class CW, PG 40, Calculated Positive DP Rating 40, Calculated Negative DP Rating 40, Year Rated 08|11, Egress Meets Typical 5.7 sqft (E) (United States Only)

Grille: No Grille,

Vertical Mull 1: FactoryMull, Standard Joining Mullion, Frame To Frame Width- 0", Mull Design Pressure- 20

2: Traditional, 4584 Single Hung, Equal

Frame Size: 45 X 84

General Information: Standard, Luxury, Clad, Pine, 5", 3 11/16"

Exterior Color / Finish: Painted, Standard Enduraclad, Brown

Interior Color / Finish: Bright White Paint Interior

Sash / Panel: Ogee, Ogee, Standard, No Sash Lugs

Glass: Insulated Dual Low-E Advanced Low-E Insulating Glass Argon Non High Altitude

Hardware Options: Cam-Action Lock, Champagne, No Window Opening Control Device, No Limited Opening Hardware, Order Sash Lift, No Integrated Sensor

Screen: No Screen

Performance Information: U-Factor 0.29, SHGC 0.28, VLT 0.52, CPD PEL-N-232-00257-00001, Performance Class CW, PG 40, Calculated Positive DP Rating 40, Calculated Negative DP Rating 40, Year Rated 08|11, Egress Meets Typical 5.7 sqft (E) (United States Only)

Grille: No Grille,

Vertical Mull 2: FactoryMull, Standard Joining Mullion, Frame To Frame Width- 0", Mull Design Pressure- 20

3: Traditional, 4584 Single Hung, Equal

Frame Size: 45 X 84

General Information: Standard, Luxury, Clad, Pine, 5", 3 11/16"

Exterior Color / Finish: Painted, Standard Enduraclad, Brown

Interior Color / Finish: Bright White Paint Interior

Sash / Panel: Ogee, Ogee, Standard, No Sash Lugs

Glass: Insulated Dual Low-E Advanced Low-E Insulating Glass Argon Non High Altitude

Hardware Options: Cam-Action Lock, Champagne, No Window Opening Control Device, No Limited Opening Hardware, Order Sash Lift, No Integrated Sensor

Screen: No Screen

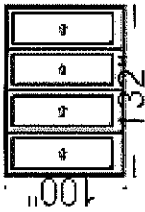
Performance Information: U-Factor 0.29, SHGC 0.28, VLT 0.52, CPD PEL-N-232-00257-00001, Performance Class CW, PG 40, Calculated Positive DP Rating 40, Calculated Negative DP Rating 40, Year Rated 08|11, Egress Meets Typical 5.7 sqft (E) (United States Only)

Grille: No Grille,

Wrapping Information: No Exterior Trim, 4 9/16", 5 7/8", Standard Four Sided Jamb Extension, Factory Applied, Pella Recommended Clearance, Perimeter Length = 438".

Rough Opening: 136" X 84.75"

Line #	Location:	Attributes	Item Price	Qty	Ext'd Price
25	Bifold	<p>Pella® Reserve, Traditional, Multi Bi Fold Door Inswing BiFold, 0L-4R, 132 X 100, Brick Red</p> <p>1: Traditional, 132100 Inswing BiFold Multi Bi Fold Door Frame Size: 132 X 100 Unit Type: 4, 0L-4R, Standard Sill General Information: Knock Down, Standard, Clad, Pine, 6 9/16", 6 9/16", Bronze Finish Sill, 4, 0, 4, No Passage Door Exterior Color / Finish: Painted, Standard Enduraclad, Brick Red Interior Color / Finish: Bright White Paint Interior Sash / Panel: Ogee, Ogee, Standard Glass: Insulated Dual Tempered Low-E Advanced Low-E Insulating Glass Argon Non High Altitude STC 3mm/5mm Combination Hardware Options: Typical, Dualpoint Lock, Matte Black, Black, No Integrated Sensor Performance Information: U-Factor 0.31, SHGC 0.22, VLT 0.39, CPD PEL-N-242-02524-00001 Grille: No Grille, Wrapping Information: 6 9/16", 6 9/16", Perimeter Length = 464".</p>	\$18,283.61	1	\$18,283.61

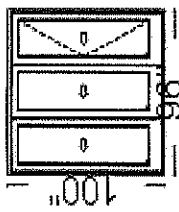


PK #
2057

Viewed From Exterior

Rough Opening: 133" X 101"

Line #	Location:	Attributes	Item Price	Qty	Ext'd Price
30	Bifold	<p>Pella® Reserve, Traditional, Multi Bi Fold Door Inswing BiFold, 3L-0R, 96 X 100, Brick Red</p> <p>1: Traditional, 96100 Inswing BiFold Multi Bi Fold Door Frame Size: 96 X 100 Unit Type: 3, 3L-0R, Standard Sill General Information: Knock Down, Standard, Clad, Pine, 6 9/16", 6 9/16", Bronze Finish Sill, 3, 3, 0, Passage Door, Left Exterior Color / Finish: Painted, Standard Enduraclad, Brick Red Interior Color / Finish: Bright White Paint Interior Sash / Panel: Ogee, Ogee, Standard Glass: Insulated Dual Tempered Low-E Advanced Low-E Insulating Glass Argon Non High Altitude Hardware Options: Typical, Standard, Champagne, Order Handle Set, Multipoint Lock, Dualpoint Lock, Matte Black, Black, No Integrated Sensor Performance Information: U-Factor 0.31, SHGC 0.22, VLT 0.40, CPD PEL-N-242-02518-00001 Grille: No Grille, Wrapping Information: 6 9/16", 6 9/16", Perimeter Length = 392".</p>	\$13,680.66	1	\$13,680.66



PK #
2057

Viewed From Exterior

Rough Opening: 97" X 100.5"

Thank You For Purchasing Pella® Products

PELLA WARRANTY:

Pella products are covered by Pella's limited warranties in effect at the time of sale. All applicable product warranties are incorporated into and become a part of this contract. Please see the warranties for complete details, taking special note of the two important notice sections regarding installation of Pella products and proper management of moisture within the wall system. Neither Pella Corporation nor the Seller will be bound by any other warranty unless specifically set out in this contract. However, Pella Corporation will not be liable for branch warranties which create obligations in addition to or obligations which are inconsistent with Pella written warranties.

Clear opening (egress) information does not take into consideration the addition of a Rolscreen [or any other accessory] to the product. You should consult your local building code to ensure your Pella products meet local egress requirements.

Per the manufacturer's limited warranty, unfinished mahogany exterior windows and doors must be finished upon receipt prior to installing and refinished annually, thereafter. Variations in wood grain, color, texture or natural characteristics are not covered under the limited warranty.

INSYNCTIVE PRODUCTS: In addition, Pella Insynctive Products are covered by the Pella Insynctive Products Software License Agreement and Pella Insynctive Products Privacy Policy in effect at the time of sale, which can be found at insynctive.pella.com. By installing or using Your Insynctive Products you are acknowledging the Insynctive Software Agreement and Privacy Policy are part of the terms of sale.

Notice of Collection of Personal Information: We may collect your personal information when you interact with us. Under the California Consumer Privacy Act (CCPA), California residents have specific rights to request this information, request to delete this information, and opt out of the sharing or sale of this information to third parties. To learn more about our collection practices and your rights under the CCPA please visit our link <https://www.pella.com/california-rights-policy/> at pella.com.

ARBITRATION AND CLASS ACTION WAIVER ("ARBITRATION AGREEMENT")

YOU and Pella and its subsidiaries and the Pella Branded Distributor AGREE TO ARBITRATE DISPUTES ARISING OUT OF OR RELATING TO YOUR PELLA PRODUCTS (INCLUDES PELLA GOODS AND PELLA SERVICES) AND WAIVE THE RIGHT TO HAVE A COURT OR JURY DECIDE DISPUTES. YOU WAIVE ALL RIGHTS TO PROCEED AS A MEMBER OR REPRESENTATIVE OF A CLASS ACTION, INCLUDING CLASS ARBITRATION, REGARDING DISPUTES ARISING OUT OF OR RELATING TO YOUR PELLA PRODUCTS. You may opt out of this Arbitration Agreement by providing notice to Pella no later than ninety (90) calendar days from the date You purchased or otherwise took ownership of Your Pella Goods. To opt out, You must send notice by e-mail to pellawebsupport@pella.com, with the subject line: "Arbitration Opt Out" or by calling (877) 473-5527. Opting out of the Arbitration Agreement will not affect the coverage provided by any applicable limited warranty pertaining to Your Pella Products. For complete information, including the full terms and conditions of this Arbitration Agreement, which are incorporated herein by reference, please visit www.pella.com/arbitration or e-mail to pellawebsupport@pella.com, with the subject line: "Arbitration Details" or call (877) 473-5527. D'ARBITRAGE ET RENONCIATION AU RECOURS COLLECTIF ("convention d'arbitrage") EN FRANÇAIS SEE PELLA.COM/ARBITRATION. DE ARBITRAJE Y RENUNCIA COLECTIVA ("acuerdo de arbitraje") EN ESPAÑOL VER PELLA.COM/ARBITRATION.

Seller shall not be liable for failure to delay the performance obligations under this Agreement, such performance hindered or delayed by occurrence and event beyond Seller's reasonable control (force majeure event), including but not limited to earthquakes, unusually severe weather and other Acts of God, fires, strikes and labor unrest, epidemics, riots, war, civil unrest, and government interventions. Seller shall give timely notice of each force majeure event and take reasonable action to mitigate the impacts of such an event.

Product Performance Information:

U-Factor, Solar Heat Gain Coefficient (SHGC), and Visible Light Transmittance (VLT) are certified by the National Fenestration Rating Council (NFRC). Manufacturer stipulates that these ratings conform to applicable NFRC procedures for determining whole product performance. NFRC ratings are determined for a fixed set of environmental conditions

For more information regarding the finishing, maintenance, service and warranty of all Pella® products, visit the [Pella®](http://Pella.com) website at www.pella.com

and a specific product size. NFRC does not recommend any products and does not warrant the suitability of any product for any specific use.

Design Pressure (DP), Performance Class, and Performance Grade (PG) are certified by a third party organization, in many cases the Window and Door Manufacturers Association (WDMA). The certification requires the performance of at least one product of the product line to be tested in accordance with the applicable performance standards and verified by an independent party. The certification indicates that the product(s) of the product line passed the applicable tests. The certification does not apply to milled and/or product combinations unless noted. Actual product results will vary and change over the products life.

For more performance information along with information on Florida Product Approval System (FPAS) Number and Texas Dept. of Insurance (TDI) number go to www.pella.com/performance.

Pella products are covered by Pella's limited warranties in effect at the time of sale. All applicable product warranties are incorporated into and become a part of this contract. Please see the warranties for complete details, taking special note of the two important notice sections regarding installation of Pella products and proper management of moisture within the wall system. Neither Pella Corporation nor PWD, LLC ("Pella Windows and Doors") will be bound by any other warranty unless specifically set out in this contract. However, Pella Corporation will not be liable for branch warranties which create obligations in addition to or obligations which are inconsistent with Pella written warranties.

Clear opening (egress) information does not take into consideration the addition of a Rolscreen [or any other accessory] to the product. You should consult your local building code to ensure your Pella products meet local egress requirements.

Per the manufacturer's limited warranty, unfinished mahogany exterior windows and doors must be finished upon receipt prior to installing and refinished annually, thereafter. Variations in wood grain, color, texture or natural characteristics are not covered under the limited warranty.

GENERAL TERMS AND CONDITIONS: ACCEPTANCE: This order is subject to acceptance by an authorized agent of PWD, LLC. **PRICING:** All quote pricing is valid for a period of 30 days, at which time an adjustment may be made for product offering changes or transportation costs. **CHANGES:** Product manufactured or in process of manufacturing in accordance with the specifications, as outlined herein, cannot be returned or cancelled. Additional materials or services will be billed at the price prevailing at the time of order. **INSPECTION:** Buyer should carefully check material upon delivery and report any claim for product shortages or damages within 3 days. **TERMS:** Payment required with order unless upon approved credit. Net 30 Days on approved credit. Accounts not paid within terms are subject to finance charge of 1 ½% per month which is an annual percentage rate of 18%. **LIENS:** Claim of Lien is automatically filed on delinquent jobs as required by law. Waivers of Lien (partial, full or conditional) are furnished upon request after payment. **PERFORMANCE:** Seller shall not be liable for any consequences of delay regardless of cause. **INSTALLATION:** Products purchased from and installed by seller under the "Retail" program are covered by a two-year limited installation warranty. With the exception of the "Retail" program, seller shall not be liable to buyer for any damages or problems resulting from installation of Pella products. In the event that buyer has been referred to an independent contractor, including a Certified Pella Contractor, buyer assumes full responsibility for all installation matters, including the selection of the contractor. **WARRANTY:** Pella products are covered by Pella's limited warranties in effect at the time of sale. All applicable product warranties are incorporated into and become a part of this contract. Please see the warranties for complete details. Neither Pella Corporation nor PWD, LLC will be bound by any other warranty.

Order Checklist

PWD, LLC

Our #1 Priority is Your Satisfaction!

Pella products are made to your specifications, carefully review the details of this contract as we have a NO Return Policy. Initial below ALL items that have been verified

- ___ Brand: _____ Brand: _____
- ___ Brand: _____ Brand: _____
- ___ Exterior Color: _____ Grilles: (Exterior/Interior) _____
- ___ Interior Stain/Finish: _____ Glazing/Glass: _____
- ___ Blinds/Shades: _____ Wall Condition: _____

Check below ALL items that have been verified/reviewed

Other Product Attributes:

Reviewed Sizes on Contract _____ Window Hardware Color _____

For more information regarding the finishing, maintenance, service and warranty of all Pella® products, visit the Pella® website at www.pella.com

- Window Screens _____ Door Hardware/Key Cylinder _____
- Door Screens _____ Trim/Casing/Mull Covers _____
- Hinging/Sliding (exterior) _____ Tape/Foam/Caulk/Coil/Etc _____
- Handling (exterior) _____ Line Items Initialed _____

Other Items Special to this order:

- Item #1 _____ Item #3 _____
- Item #2 _____ Item #4 _____

Other Information:

- Customer Satisfaction! _____ Product Warranty Reviewed _____
- No Return Policy _____ I Have Received Interior Finish Disclaimer _____
- Delivery Date & Special Instructions _____ Sales & Service Contact Information Reviewed _____
- Delivery Confirmation Process & Expectations Reviewed _____ Service Contact Information #866-647-0570 _____
- Delivery Cancellation Fee \$150 if order rejected at job site _____ Accessory Hold Items Reviewed & Date Set _____
- Reschedule Fee \$75 if Cancelled within 24 hours of Scheduled Delivery Other _____

I hereby authorize Pella Corporation, its affiliates and/or subsidiaries to use, reproduce, and/or publish photographs and/or video that may pertain to me and my project, including materials described below, without compensation. I understand that this material may be used in various communications (e.g. Website, e-newsletters, promotional materials, etc).

Consequently, the Corporation may publish materials, photographs, and/or make reference to the project in a manner that the Corporation or project sponsor deems appropriate.

Comments: _____

Project Checklist has been reviewed

Customer Name _____ (Please print)

Pella Sales Rep Name _____ (Please print)

Customer Signature _____

Pella Sales Rep Signature _____

Date _____

Date _____

Credit Card Approval Signature _____

Order Totals	
Taxable Subtotal	\$57,004.39
Sales Tax @ 6%	\$3,420.26
Non-taxable Subtotal	\$0.00
Total	\$60,424.65
Deposit Received	\$0.00
Amount Due	\$60,424.65



SUPERIOR CONSTRUCTION & MANAGEMENT, LLC.
7700 2nd Avenue Suite:409 Detroit Mich. 48202

Phone: (313) 964-5750
Fax: (313) 964-5751

May 20th 2020
Mr. Jerome Eagger V.P
Summit Commercial
7700 2nd Ave. Suite 300
Detroit Mich. 48202

Re; 1407 – 1427 Randolph Detroit Mich.
Owner's Improvements

Jerome:

Thank you for the opportunity to provide a quote for the above mentioned project. SCM proposes to furnish all labor, material and equipment to complete the following Scope of work.

Scope of Work

This proposal is based on discussions with yourself and Bunia during our site visit on various occasions, and drawings by Hannah & Associates, Inc., Detroit, MI entitled "Randolph Properties", dated December 16, 2019, to quantify and qualify the renovations needed. Included with here is our proposal Randolph Tenant Buildout Qualifications to Bid. Also included are the general conditions and supervision required for our work.

Superior Construction and Management will complete the proposed repairs per the above outlined scope.

This proposal is based on information provided to SCM either by means of plans, specifications, and or walk through of the project. Any existing conditions not identified by the qualifications that cause an alteration to the scope of work and were not identified by one of these means will result in an adjustment to the proposal.

PLANNERS



ENGINEERS



BUILDERS
