

Line # Location:

55 LIVING FRONT 8 OF 8



1: Fixed Frame

General Information: Interior Glazed, Factory Assembled, Standard, Clad, Pine, 5", 3 11/16"  
Exterior Color / Finish: Painted, Standard Enduraclad, White  
Interior Color / Finish: Primed Interior  
Glass: Insulated Dual Low-E AdvancedComfort Low-E Insulating Glass Argon Non High Altitude  
Grille: No Grille.

PK # 2039

Viewed From Exterior

Support Product, Direct Set Fixed Frame, White

Qty 1

Customer Notes: POCKET INSTALL PER CUSTOMER REQUEST.

MINI TRIM EXTERIOR AND DOING UNDER SOFFIT. WE ARE NOT DOING THE CURVED PORTION NOR COVERING SPREAD MULLS. OK PER CUSTOMER.

CUSTOMER TO DO WOOD REPAIR AND PRIME PAINT EXTERIOR AS NEEDED BEFORE INSTALLATION.

- QUOMATDETM040100 - Coil (LF) Qty 14
- QUOMATDETM010074 - PF Cove/Stop Pine or Oak Qty 14
- INSTARDETR010004 - Wood Drywall Return Qty 14

Line # Location:

60 FRONT BATH



PK # 2039

1: SizeNon-Standard Size Vent Awning

General Information: Standard, Clad, Pine, 5", 3 11/16"  
Exterior Color / Finish: Painted, Standard Enduraclad, White  
Interior Color / Finish: Primed Interior  
Sash / Panel: Ogee, Ogee, Standard  
Glass: Insulated Dual Tempered Obscure Low-E Obscure Advanced Low-E Insulating Glass Argon Non High Altitude  
Hardware Options: Fold-Away Crank, Satin Nickel, No Limited Opening Hardware, No Integrated Sensor, Sill  
Screen: Full Screen, White, InView™  
Grille: ILT, No Custom Grille, 7/8", Traditional (2W1H), Ogee, Ogee

Obscure Glass Style: Pattern62(Standard)

- QUOMATDETM010079 - 4 7/16 Stool for a 6 9/16 Wall Pine Qty 4
- QUOMATDETM040100 - Coil (LF) Qty 13
- QUOMATDETM010074 - PF Cove/Stop Pine or Oak Qty 13
- INSTARDETR900004 - Steel Cut Out Qty 1

Architect, Large Awning Vent, White

Qty 1

INSTARDETR010004 - Wood Drywall Return Qty 13

**Line # Location: Attributes**

65 GREAT RM 1 OF 5

**Support Product, Direct Set Fixed Frame, White**

Qty 1



1: Fixed Frame  
 General Information: Interior Glazed, Factory Assembled, Standard, Clad, Pine, 5", 3 11/16"  
 Exterior Color / Finish: Painted, Standard Enduraclad, White  
 Interior Color / Finish: Primed Interior  
 Glass: Insulated Dual Tempered Low-E AdvancedComfort Low-E Insulating Glass Argon Non High Altitude  
 Grille: SDL, No Custom Grille, 7/8", Traditional (1W3H)

PK # 2039

Viewed From Exterior

- QUOMATDETM010079 - 4 7/16 Stool for a 6 9/16 Wall Pine Qty 4
- QUOMATDETM040100 - Coil (LF) Qty 23
- QUOMATDETM010074 - PF Cove/Stop Pine or Oak Qty 23
- INSTARDETR900004 - Steel Cut Out Qty 1
- INSTARDETR010004 - Wood Drywall Return Qty 23

**Line # Location: Attributes**

70 GREAT RM 2 OF 5

**Support Product, Direct Set Fixed Frame, White**

Qty 1



1: Fixed Frame  
 General Information: Interior Glazed, Factory Assembled, Standard, Clad, Pine, 5", 3 11/16"  
 Exterior Color / Finish: Painted, Standard Enduraclad, White  
 Interior Color / Finish: Primed Interior  
 Glass: Insulated Dual Tempered Low-E AdvancedComfort Low-E Insulating Glass Argon Non High Altitude  
 Grille: SDL, No Custom Grille, 7/8", Traditional (1W3H)

PK # 2039

Viewed From Exterior

- QUOMATDETM010079 - 4 7/16 Stool for a 6 9/16 Wall Pine Qty 4
- QUOMATDETM040100 - Coil (LF) Qty 23
- QUOMATDETM010074 - PF Cove/Stop Pine or Oak Qty 23
- INSTARDETR900004 - Steel Cut Out Qty 1
- INSTARDETR010004 - Wood Drywall Return Qty 23

Line # Location:

75 GREAT RM 3 OF 5



PK # 2039

Viewed From Exterior

**Support Product, Direct Set Fixed Frame, White**

**1: Fixed Frame**

**General Information:** Interior Glazed, Factory Assembled, Standard, Clad, Pine, 5", 3 11/16"  
**Exterior Color / Finish:** Painted, Standard Enduraclad, White  
**Interior Color / Finish:** Primed Interior  
**Glass:** Insulated Dual Tempered Low-E AdvancedComfort Low-E Insulating Glass Argon Non High Altitude  
**Grille:** SDL, No Custom Grille, 7/8", Traditional (1W/3H)

QUOMATDETM010079 - 4 7/16 Stool for a 6 9/16 Wall Pine	Qty	4
QUOMATDETM040100 - Coil (LF)	Qty	23
QUOMATDETM010074 - PF Cove/Stop Pine or Oak	Qty	23
INSTARDETR900004 - Steel Cut Out	Qty	1
INSTARDETR010004 - Wood Drywall Return	Qty	23

Qty  
1

Line # Location:

80 GREAT RM 4 OF 5



PK # 2039

Viewed From Exterior

**Support Product, Direct Set Fixed Frame, White**

**1: Fixed Frame**

**General Information:** Interior Glazed, Factory Assembled, Standard, Clad, Pine, 5", 3 11/16"  
**Exterior Color / Finish:** Painted, Standard Enduraclad, White  
**Interior Color / Finish:** Primed Interior  
**Glass:** Insulated Dual Tempered Low-E AdvancedComfort Low-E Insulating Glass Argon Non High Altitude  
**Grille:** SDL, No Custom Grille, 7/8", Traditional (1W/3H)

QUOMATDETM010079 - 4 7/16 Stool for a 6 9/16 Wall Pine	Qty	4
QUOMATDETM040100 - Coil (LF)	Qty	23
QUOMATDETM010074 - PF Cove/Stop Pine or Oak	Qty	23
INSTARDETR900004 - Steel Cut Out	Qty	1
INSTARDETR010004 - Wood Drywall Return	Qty	23

Qty  
1

Line #	Location:	Attributes	Qty
85	GREAT RM 5 OF 5		1
<b>Support Product, Direct Set Fixed Frame, White</b>			
PK #	2039		
<p>1: Fixed Frame                      General Information: Interior Glazed, Factory Assembled, Standard, Clad, Pine, 5", 3 11/16"                      Exterior Color / Finish: Painted, Standard Enduraclad, White                      Interior Color / Finish: Primed Interior                      Glass: Insulated Dual Tempered Low-E AdvancedComfort Low-E Insulating Glass Argon Non High Altitude                      Grille: SDL, No Custom Grille, 7/8", Traditional (1W3H)</p>			
		QUOMATDETM010079 - 4 7/16 Stool for a 6 9/16 Wall Pine	Qty 4
		QUOMATDETM040100 - Coil (LF)	Qty 23
		QUOMATDETM010074 - PF Cove/Stop Pine or Oak	Qty 23
		INSTARDETR9000004 - Steel Cut Out	Qty 1
		INSTARDETR010004 - Wood Drywall Return	Qty 23
<b>Architect, 2-Wide Large Awning, White</b>			
PK #	2039		
<p>1: SizeNon-Standard Size Vent Awning                      General Information: Standard, Clad, Pine, 5", 3 11/16"                      Exterior Color / Finish: Painted, Standard Enduraclad, White                      Interior Color / Finish: Primed Interior                      Sash / Panel: Ogee, Ogee, Standard                      Glass: Insulated Dual Low-E AdvancedComfort Low-E Insulating Glass Argon Non High Altitude                      Hardware Options: Fold-Away Crank, Satin Nickel, No Limited Opening Hardware, No Integrated Sensor, Sill Screen: Full Screen, White, InView™                      Grille: ILT, No Custom Grille, 7/8", Traditional (3W1H), Ogee, Ogee                      Vertical Mull 1: FactoryMull, Standard Joining Mullion, Frame To Frame Width- 0", Mull Design Pressure- 20</p> <p>2: SizeNon-Standard Size Vent Awning                      General Information: Standard, Clad, Pine, 5", 3 11/16"                      Exterior Color / Finish: Painted, Standard Enduraclad, White                      Interior Color / Finish: Primed Interior                      Sash / Panel: Ogee, Ogee, Standard                      Glass: Insulated Dual Low-E AdvancedComfort Low-E Insulating Glass Argon Non High Altitude                      Hardware Options: Fold-Away Crank, Satin Nickel, No Limited Opening Hardware, No Integrated Sensor, Sill Screen: Full Screen, White, InView™                      Grille: ILT, No Custom Grille, 7/8", Traditional (3W1H), Ogee, Ogee</p>			
			Qty 1



Viewed From Exterior

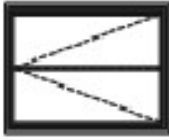


Viewed From Exterior

QUOMATDETM010079 - 4 7/16 Stool for a 6 9/16 Wall Pine	Qty	9
QUOMATDETM040100 - Coil (LF)	Qty	27
QUOMATDETM010074 - PF Cove/Stop Pine or Oak	Qty	27
INSTARDETR900004 - Steel Cut Out	Qty	1
INSTARDETR010004 - Wood Drywall Return	Qty	27

**Line #**    **Location:**    **Attributes**

95	MSTR SIDE		Qty	1
----	-----------	--	-----	---



PK #  
2039

**Architect, Large Awning Vent, White**

1: SizeNon-Standard Size Vent Awning  
 General Information: Standard, Clad, Pine, 5", 3 11/16"  
 Exterior Color / Finish: Painted, Standard Enduraclad, White  
 Interior Color / Finish: Primed Interior  
 Sash / Panel: Ogee, Ogee, Standard  
 Glass: Insulated Dual Low-E AdvancedComfort Low-E Insulating Glass Argon Non High Altitude  
 Hardware Options: Fold-Away Crank, Satin Nickel, No Limited Opening Hardware, No Integrated Sensor, Sill  
 Screen: Full Screen, White, InView™  
 Grille: ILT, No Custom Grille, 7/8", Traditional (2W1H), Ogee, Ogee

Viewed From Exterior

Customer Notes: NO EGRESS NOW

QUOMATDETM010079 - 4 7/16 Stool for a 6 9/16 Wall Pine	Qty	4
QUOMATDETM040100 - Coil (LF)	Qty	15
QUOMATDETM010074 - PF Cove/Stop Pine or Oak	Qty	15
INSTARDETR900004 - Steel Cut Out	Qty	1
INSTARDETR010004 - Wood Drywall Return	Qty	15

**Line #**    **Location:**    **Attributes**

100	BLUE BATH		Qty	1
-----	-----------	--	-----	---



PK #  
2039

**Architect, Large Awning Vent, White**

1: SizeNon-Standard Size Vent Awning  
 General Information: Standard, Clad, Pine, 5", 3 11/16"  
 Exterior Color / Finish: Painted, Standard Enduraclad, White  
 Interior Color / Finish: Primed Interior  
 Sash / Panel: Ogee, Ogee, Standard  
 Glass: Insulated Dual Tempered Obscure Low-E Obscure Advanced Low-E Insulating Glass Argon Non High Altitude  
 Hardware Options: Fold-Away Crank, Satin Nickel, No Limited Opening Hardware, No Integrated Sensor, Sill  
 Screen: Full Screen, White, InView™  
 Grille: ILT, No Custom Grille, 7/8", Traditional (2W1H), Ogee, Ogee

Viewed From Exterior

Obscure Glass Style: Pattern62(Standard)

QUOMATDETM010079 - 4 7/16 Stool for a 6 9/16 Wall Pine	Qty	4
QUOMATDETM040100 - Coil (LF)	Qty	15
QUOMATDETM010074 - PF Cove/Stop Pine or Oak	Qty	15
INSTARDETR900004 - Steel Cut Out	Qty	1
INSTARDETR010004 - Wood Drywall Return	Qty	15

Line # Location:

105 BACK BED

Attributes

**Architect, 2-Wide Large Awning, White**

Qty

1



PK #  
2039

Viewed From Exterior

- 1: SizeNon-Standard Size Vent Awning  
 General Information: Standard, Clad, Pine, 5", 3 11/16"  
 Exterior Color / Finish: Painted, Standard Enduraclad, White  
 Interior Color / Finish: Primed Interior  
 Sash / Panel: Ogee, Ogee, Standard  
 Glass: Insulated Dual Low-E AdvancedComfort Low-E Insulating Glass Argon Non High Altitude  
 Hardware Options: Fold-Away Crank, Satin Nickel, No Limited Opening Hardware, No Integrated Sensor, Sill  
 Screen: Full Screen, White, InView™  
 Grille: ILT, No Custom Grille, 7/8", Traditional (3W/1H), Ogee, Ogee  
 Vertical Mull 1: FactoryMull, Standard Joining Mullion, Frame To Frame Width- 0", Mull Design Pressure- 20
- 2: SizeNon-Standard Size Vent Awning  
 General Information: Standard, Clad, Pine, 5", 3 11/16"  
 Exterior Color / Finish: Painted, Standard Enduraclad, White  
 Interior Color / Finish: Primed Interior  
 Sash / Panel: Ogee, Ogee, Standard  
 Glass: Insulated Dual Low-E AdvancedComfort Low-E Insulating Glass Argon Non High Altitude  
 Hardware Options: Fold-Away Crank, Satin Nickel, No Limited Opening Hardware, No Integrated Sensor, Sill  
 Screen: Full Screen, White, InView™  
 Grille: ILT, No Custom Grille, 7/8", Traditional (3W/1H), Ogee, Ogee

Customer Notes: NO EGRESS NOW

QUOMATDETM010079 - 4 7/16 Stool for a 6 9/16 Wall Pine	Qty	9
QUOMATDETM040100 - Coil (LF)	Qty	27
QUOMATDETM010074 - PF Cove/Stop Pine or Oak	Qty	27
INSTARDETR900004 - Steel Cut Out	Qty	1
INSTARDETR010004 - Wood Drywall Return	Qty	27

**Line # Location: Attributes**

110 GREAT RM

**Architect, Large Awning Vent, White**

Qty  
1



PK #  
2039

Viewed From Exterior

**1: Size**Non-Standard Size Vent Awning  
**General Information:** Standard, Clad, Pine, 5", 3 11/16"  
**Exterior Color / Finish:** Painted, Standard Enduraclad, White  
**Interior Color / Finish:** Primed Interior  
**Sash / Panel:** Ogee, Ogee, Standard  
**Glass:** Insulated Dual Low-E AdvancedComfort Low-E Insulating Glass Argon Non High Altitude  
**Hardware Options:** Fold-Away Crank, Satin Nickel, No Limited Opening Hardware, No Integrated Sensor, Sill  
**Screen:** Full Screen, White, InView™  
**Grille:** ILT, No Custom Grille, 7/8", Traditional (3W1H), Ogee, Ogee

- QUOMATDETM010079 - 4 7/16 Stool for a 6 9/16 Wall Pine Qty 5
- QUOMATDETM040100 - Coil (LF) Qty 16
- QUOMATDETM010074 - PF Cove/Stop Pine or Oak Qty 16
- INSTARDETR900004 - Steel Cut Out Qty 1
- INSTARDETR010004 - Wood Drywall Return Qty 16

**Line # Location: Attributes**

115 LLBED

**Architect, Casement Right, White**

Qty  
1



PK #  
2039

Viewed From Exterior

**1: Size**Non-Standard Size Right Casement  
**General Information:** Standard, Clad, Pine, 5", 3 11/16"  
**Exterior Color / Finish:** Painted, Standard Enduraclad, White  
**Interior Color / Finish:** Primed Interior  
**Sash / Panel:** Ogee, Ogee, Standard  
**Glass:** Insulated Dual Low-E AdvancedComfort Low-E Insulating Glass Argon Non High Altitude  
**Hardware Options:** Side Pivot Hardware, Fold-Away Crank, Satin Nickel, No Window Opening Control Device, No Limited Opening Hardware, No Integrated Sensor  
**Screen:** Full Screen, White, InView™  
**Grille:** ILT, No Custom Grille, 7/8", Traditional (2W1H), Ogee, Ogee

- QUOMATDETM010079 - 4 7/16 Stool for a 6 9/16 Wall Pine Qty 4
- QUOMATDETM040100 - Coil (LF) Qty 13
- QUOMATDETM010074 - PF Cove/Stop Pine or Oak Qty 13
- INSTARDETR900004 - Steel Cut Out Qty 1
- INSTARDETR010004 - Wood Drywall Return Qty 13

Line # Location:  
120 LL BED

Attributes

Qty  
1



PK #  
2039

Architect, 3-Wide Casement, White

1: SizeNon-Standard Size Left Casement

General Information: Standard, Clad, Pine, 5", 3 11/16"

Exterior Color / Finish: Painted, Standard Enduraclad, White

Interior Color / Finish: Primed Interior

Sash / Panel: Ogee, Ogee, Standard

Glass: Insulated Dual Low-E AdvancedComfort Low-E Insulating Glass Argon Non High Altitude

Hardware Options: Wash Hinge Hardware, Fold-Away Crank, Satin Nickel, No Window Opening Control Device, No Limited Opening Hardware, No Integrated Sensor

Screen: Full Screen, White, InView™

Grille: No Grille,

Vertical Mull 1: FactoryMull, Standard Joining Mullion, Frame To Frame Width- 0", Mull Design Pressure- 20

2: SizeNon-Standard Size Fixed Sash Set

General Information: Standard, Clad, Pine, 5", 3 11/16"

Exterior Color / Finish: Painted, Standard Enduraclad, White

Interior Color / Finish: Primed Interior

Sash / Panel: Ogee, Ogee, Standard

Glass: Insulated Dual Low-E AdvancedComfort Low-E Insulating Glass Argon Non High Altitude

Grille: No Grille,

Vertical Mull 2: FactoryMull, Standard Joining Mullion, Frame To Frame Width- 0", Mull Design Pressure- 20

3: Size Right Casement

General Information: Standard, Clad, Pine, 5", 3 11/16"

Exterior Color / Finish: Painted, Standard Enduraclad, White

Interior Color / Finish: Primed Interior

Sash / Panel: Ogee, Ogee, Standard

Glass: Insulated Dual Low-E AdvancedComfort Low-E Insulating Glass Argon Non High Altitude

Hardware Options: Wash Hinge Hardware, Fold-Away Crank, Satin Nickel, No Window Opening Control Device, No Limited Opening Hardware, No Integrated Sensor

Screen: Full Screen, White, InView™

Grille: No Grille,

QUOMATDETM010079 - 4 7/16 Stool for a 6 9/16 Wall Pine

Qty 7

QUOMATDETM040100 - Coil (LF)

Qty 18

QUOMATDETM010074 - PF Cove/Stop Pine or Oak

Qty 18

INSTARDETR900004 - Steel Cut Out

Qty 1

INSTARDETR010004 - Wood Drywall Return

Qty 18

Viewed From Exterior



**Line # Location: Attributes**

125 PEACH BATH



PK #  
2039

Viewed From Exterior

**Architect, Large Awning Vent, White**

1: SizeNon-Standard Size Vent Awning  
 General Information: Standard, Clad, Pine, 5", 3 11/16"  
 Exterior Color / Finish: Painted, Standard Enduraclad, White  
 Interior Color / Finish: Primed Interior  
 Sash / Panel: Ogee, Ogee, Standard  
 Glass: Insulated Dual Tempered Obscure Low-E Obscure Advanced Low-E Insulating Glass Argon Non High Altitude  
 Hardware Options: Fold-Away Crank, Satin Nickel, No Limited Opening Hardware, No Integrated Sensor, Sill  
 Screen: Full Screen, White, InView™  
 Grille: ILT, No Custom Grille, 7/8", Traditional (2W1H), Ogee, Ogee

Obscure Glass Style: Pattern62(Standard)

QUOMATDETM010079 - 4 7/16 Stool for a 6 9/16 Wall Pine	Qty	4
QUOMATDETM040100 - Coil (LF)	Qty	13
QUOMATDETM010074 - PF Cove/Stop Pine or Oak	Qty	13
INSTARDETR900004 - Steel Cut Out	Qty	1
INSTARDETR010004 - Wood Drywall Return	Qty	13

Qty  
1

**Line # Location: Attributes**

130 LL 1 OF 2



PK #  
2039

Viewed From Exterior



**Architect, Large Awning Vent, White**

1: SizeNon-Standard Size Vent Awning  
 General Information: Standard, Clad, Pine, 5", 3 11/16"  
 Exterior Color / Finish: Painted, Standard Enduraclad, White  
 Interior Color / Finish: Primed Interior  
 Sash / Panel: Ogee, Ogee, Standard  
 Glass: Insulated Dual Low-E AdvancedComfort Low-E Insulating Glass Argon Non High Altitude  
 Hardware Options: Fold-Away Crank, Satin Nickel, No Limited Opening Hardware, No Integrated Sensor, Sill  
 Screen: Full Screen, White, InView™  
 Grille: ILT, No Custom Grille, 7/8", Traditional (4W1H), Ogee, Ogee

Customer Notes: NO EGRESS NOW

QUOMATDETM010079 - 4 7/16 Stool for a 6 9/16 Wall Pine	Qty	7
QUOMATDETM040100 - Coil (LF)	Qty	19
QUOMATDETM010074 - PF Cove/Stop Pine or Oak	Qty	19
INSTARDETR900004 - Steel Cut Out	Qty	1
INSTARDETR010004 - Wood Drywall Return	Qty	19

Qty  
1

Line #	Location:	Attributes	Qty
135	LL 2 OF 2		1
			
	PK # 2039		
	Viewed From Exterior		
	1: SizeNon-Standard Size Vent Awning		
	General Information: Standard, Clad, Pine, 5", 3 11/16"		
	Exterior Color / Finish: Painted, Standard Enduraclad, White		
	Interior Color / Finish: Primed Interior		
	Sash / Panel: Ogee, Ogee, Standard		
	Glass: Insulated Dual Low-E AdvancedComfort Low-E Insulating Glass Argon Non High Altitude		
	Hardware Options: Fold-Away Crank, Satin Nickel, No Limited Opening Hardware, No Integrated Sensor, Sill		
	Screen: Full Screen, White, InView™		
	Grille: ILT, No Custom Grille, 7/8", Traditional (4W1H), Ogee, Ogee		
	QUOMATDETM010079 - 4 7/16 Stool for a 6 9/16 Wall Pine		Qty 7
	QUOMATDETM040100 - Coil (LF)		Qty 19
	QUOMATDETM010074 - PF Cove/Stop Pine or Oak		Qty 19
	INSTARDETR900004 - Steel Cut Out		Qty 1
	INSTARDETR010004 - Wood Drywall Return		Qty 19
	Customer Notes: NO EGRESS NOW		
Line #	Location:	Attributes	Qty
140	LAUNDRY		1
			
	PK # 2039		
	Viewed From Exterior		
	1: SizeNon-Standard Size Vent Awning		
	General Information: Standard, Clad, Pine, 5", 3 11/16"		
	Exterior Color / Finish: Painted, Standard Enduraclad, White		
	Interior Color / Finish: Primed Interior		
	Sash / Panel: Ogee, Ogee, Standard		
	Glass: Insulated Dual Low-E AdvancedComfort Low-E Insulating Glass Argon Non High Altitude		
	Hardware Options: Fold-Away Crank, Satin Nickel, No Limited Opening Hardware, No Integrated Sensor, Sill		
	Screen: Full Screen, White, InView™		
	Grille: ILT, No Custom Grille, 7/8", Traditional (2W1H), Ogee, Ogee		
	QUOMATDETM010079 - 4 7/16 Stool for a 6 9/16 Wall Pine		Qty 4
	QUOMATDETM040100 - Coil (LF)		Qty 13
	QUOMATDETM010074 - PF Cove/Stop Pine or Oak		Qty 13
	INSTARDETR900004 - Steel Cut Out		Qty 1
	INSTARDETR010004 - Wood Drywall Return		Qty 13