



Whitfield Residence– 858 Edison St. Detroit, MI 48206



Tuesday, May 18, 2021

Narrative

This is a re-submittal to the Detroit Historical Commission for consideration for a re-design of the Third-Floor dormer addition. This is a great historic neighborhood located at 858 Edison Street, Detroit MI 48206 this home has severe deferred maintenance for a dwelling that was constructed approximately 100 years ago. The existing dormer on the rear of the home was and has been in a state of deterioration for many years. The previous COA documents showed the Third-Floor dormer addition extended as represented in the attached photo.

This report identifies (3) main area as follows:

Description of Existing Exterior Conditions:

- a. Exterior is painted 7” wood siding with lapped joints exist on the second level and above – this material is in fair condition.
- b. The residence has a combination of original existing wood siding and few replacement windows utilizing other materials not original to the home.

Description of Project Scope of Work:

- a. *Proposed the new second floor 2/12 pitch roof addition will extent only to the height of the existing second floor roof line.*
- b. *The main rear dormer of the exterior façade of the home will be replaced to align with sides of the second floor and extend to the rear no greater than the existing face of the dormer were it to remain. The front, east, and west facades of the original home will remain largely unaffected.*

Product Specifications:

- a. Windows are specified to be aluminum clad wood windows as manufactured by Pella Windows.
- b. Hardie horizontal siding manufacturer type “Straight Edge Panel”. (See Hardie attachment.)
- c. Owner recommended exterior color preferences: Match currently colors on the existing home. (See Benjamin Moore Classic Colors attachment – color match.)
- d. The roof will be as previously approved by the HDC recommended colors for the roofing material, gutters and downspouts.

In conclusion, this design proposed is overwhelmingly positive, we believe the addition and the changes to this remarkable dwelling will blend into this historic fabric of the neighborhood and community.

Please feel free to contact me personally you request additional information or clarification.



Sincerely,

Charles McCrary

Charles McCrary/President

McCrary Group LLC.

Architects, Engineers, Planners

Charles@mccrarygroup.com

313.333.4031

Whitfield Residence

Residential Addition


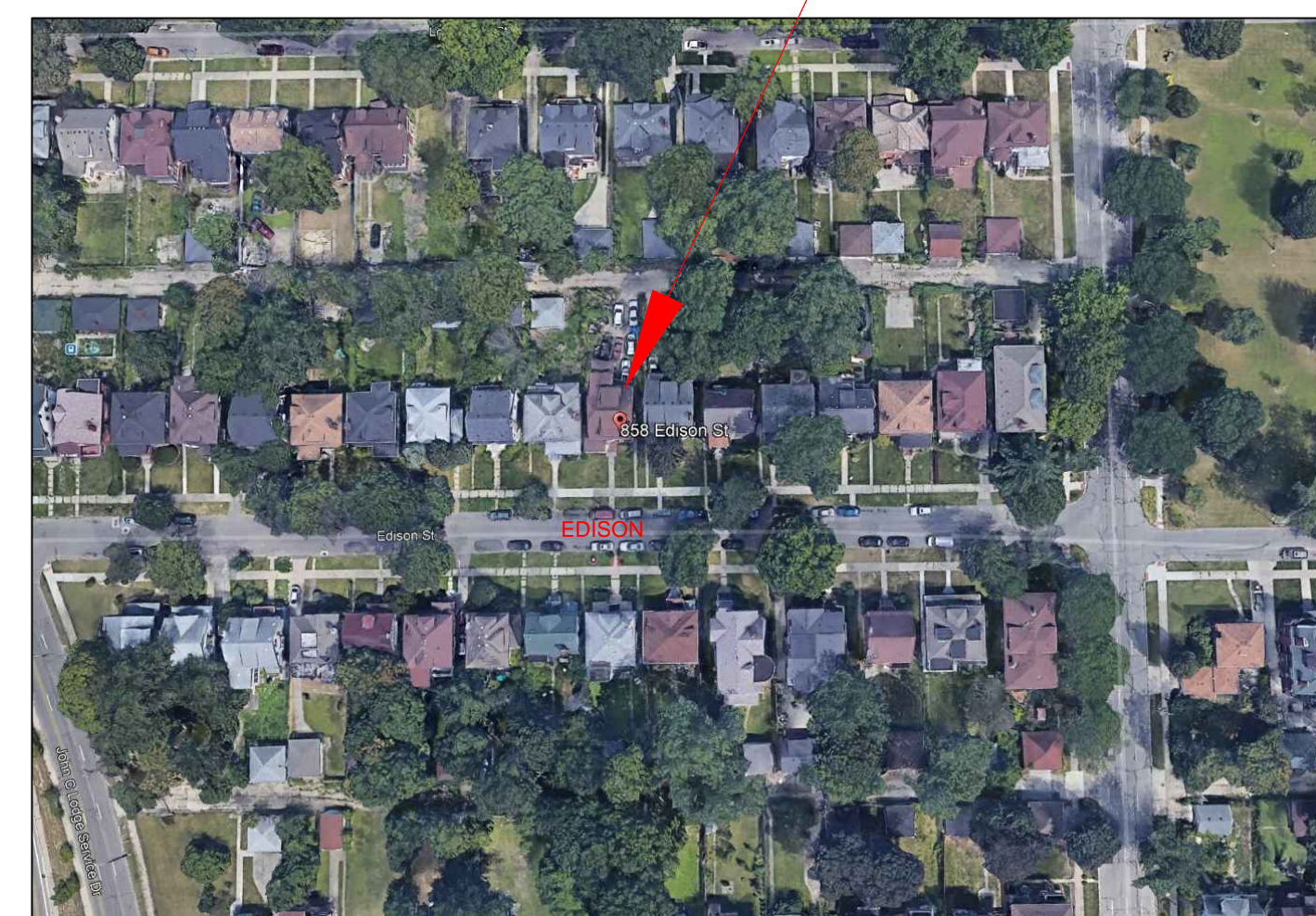
858 Edison, Detroit MI 48206

DRAWING INDEX:

- A0-00 COVER SHEET
- A0-01 ENGINEERING SURVEY
- A1-01 ARCHITECTURAL SITE PLAN
- A2-00 EXISTING BASEMENT PLAN
- A2-01 EXISTING FIRST FLOOR PLAN
- A2-02 EXISTING SECOND FLOOR PLAN
- A2-03 EXISTING THIRD FLOOR PLAN
- A2-04 EXISTING ROOF PLAN
- A3-00 BASEMENT FLOOR PLAN
- A3-01 FIRST FLOOR PLAN
- A3-01A ENLARGED FIRST FLOOR PLAN
- A3-02 SECOND FLOOR PLAN
- A3-03 THIRD FLOOR PLAN
- A3-04 ROOF PLAN
- A4-01 EXTERIOR ELEVATIONS
- A5-01 BUILDING DETAILS

SITE KEY PLAN LOCATION:

858 Edison, Detroit MI 48206



McCrary Group, LLC,
Architects / Engineers / Planners

charles@mccrarygroup.com
(313) 333-4031

ISSUED FOR BIDS/CONSTRUCTION
RE-ISSUED APRIL 17, 2021

COMPLIANCE WITH:
MICHIGAN RESIDENTIAL BUILDING CODE 2015
MICHIGAN PLUMBING CODE 2015
MICHIGAN MECHANICAL CODE 2015
NATIONAL ELECTRICAL CODE 2015

DESIGN APPROVAL SIGN-OFF

Home Owner

Date Issued:

1	ISSUED FOR PERMITS	09-28-2020
2	HDC AND BLDG. PERMITS	09-28-2020
3	HDC AND BLDG. PERMITS	11-11-2020
4	HDC AND BLDG. PERMITS	12-11-2020
5	HDC AND BLDG. PERMITS	03-01-2021
6	HDC AND BLDG. PERMITS	05-17-2021

PROJECT MGI PROJECT NO.: 12 18 2018

COVER SHEET

DRAWING TITLE

A0-01

DRAWING NO.

REVISION NO.

1

REV DESCRIPTION DATE
DRAWN CHECKED

COPYRIGHT: McCRARY GROUP, LLC.®

SUPERCEDES ALL PRINTS BEARING PREVIOUS REVISION NUMBER

MORTGAGE SURVEY



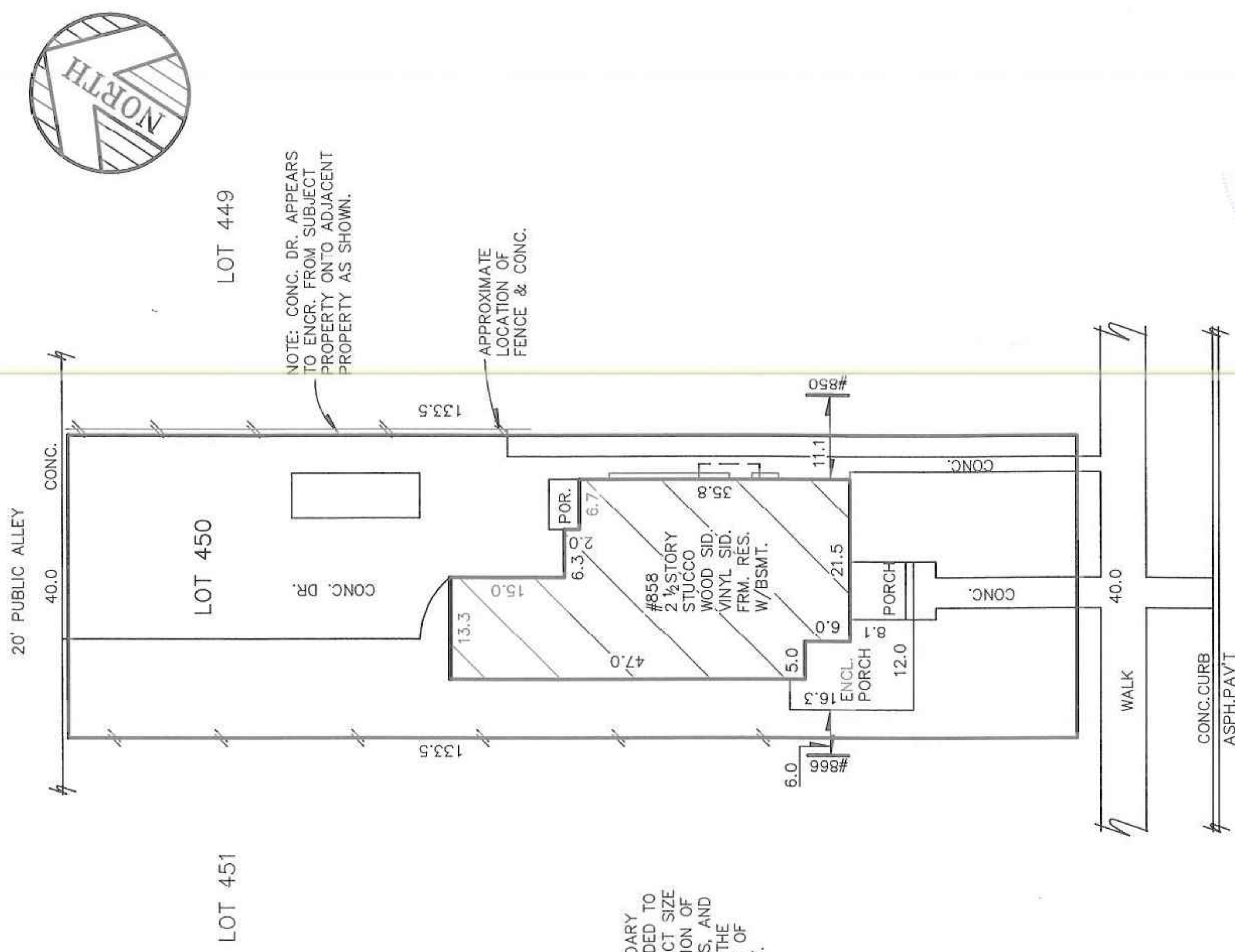
ENGINEERING SURVEY

Certified to: CHARLES DIXON AND ALLYSON K. GUY

Applicant: CHARLES DIXON AND ALLYSON K. GUY

Property Description:

Lot 450; VOIGT PARK SUBDIVISION, of E.W. Voigt's Sub'n., of Voigt Park Farm, part of 1/4 Section 36, 10,000 Acre Tract, City of Detroit, Wayne County, Michigan, as recorded in Liber 22 of Plats, Page 94 of Wayne County Records.



NOTE: A BOUNDARY SURVEY IS NEEDED TO DETERMINE EXACT SIZE AND/OR LOCATION OF PROPERTY LINES, AND TO DETERMINE THE EXACT AMOUNT OF ENCROACHMENT.

NOTE: CONC. DR. APPEARS TO ENCR. FROM SUBJECT PROPERTY ONTO ADJACENT PROPERTY AS SHOWN.

APPROXIMATE LOCATION OF FENCE & CONC.



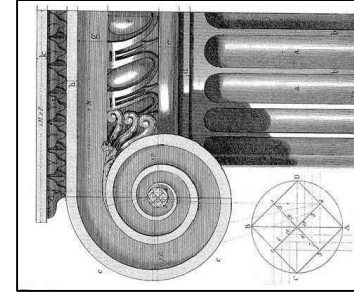
CERTIFICATE: We hereby certify that we have surveyed the above-described property in accordance with the description furnished for the purpose of a mortgage loan to be made by the forementioned applicants, mortgagor, and that the buildings located thereon do not encroach on the adjoining property, nor do the buildings on the adjoining property encroach upon the property heretofore described, except as shown. This survey is not to be used for the purpose of establishing property lines, nor for construction purposes, no stakes having been set at any of the boundary corners.

THIS SURVEY DRAWING IS VOID IF THE PROFESSIONAL SEAL IS NOT IN BLUE INK.

Charles Dixon

JOB NO: 20-01244 SCALE: 1"=20'
DATE: 05/28/20 DR BY: AK

KEM-TEC
A GROUP OF COMPANIES
PROFESSIONAL ENGINEERING,
SURVEYING & ENVIRONMENTAL
SERVICES
Eastpointe Detroit Ann Arbor Grand Blanc
(800) 295.7222 (313) 758.0677 (734) 994.0888 (888) 694.0001
FAX: (586) 772-4048 FAX: (586) 772-4048 FAX: (734) 994.0667 FAX: (810) 694.9955
www.kemtecgroupofcompanies.com



WHITFIELD HISTORIC RESIDENCE
858 Edison Street,
Detroit, Michigan 48206

McCrory Group, LLC. charles@mccrorygroup.com
Architectural Design & Engineering P: 313.333.4031

DATE

April 17, 2021

SCALE: AS NOTED

REV	DESCRIPTION	BY	DATE
1	HDC AND BUILDING PERMIT	CM	10-22-2020
2	HDC AND BUILDING PERMIT	CM	11-11-2020
3	HDC AND BUILDING PERMIT	CM	12-11-2020
4	HDC AND BUILDING PERMIT	CM	02-16-2021
5	HDC AND BUILDING PERMIT	CM	03-01-2021
6	HDC AND BUILDING PERMIT	CM	05-17-2021

PROJECT MGI PROJECT NO. 07 31 2020

WHITFIELD RESIDENCE

DRAWING TITLE

ENGINEERING SURVEY

DRAWING NO.


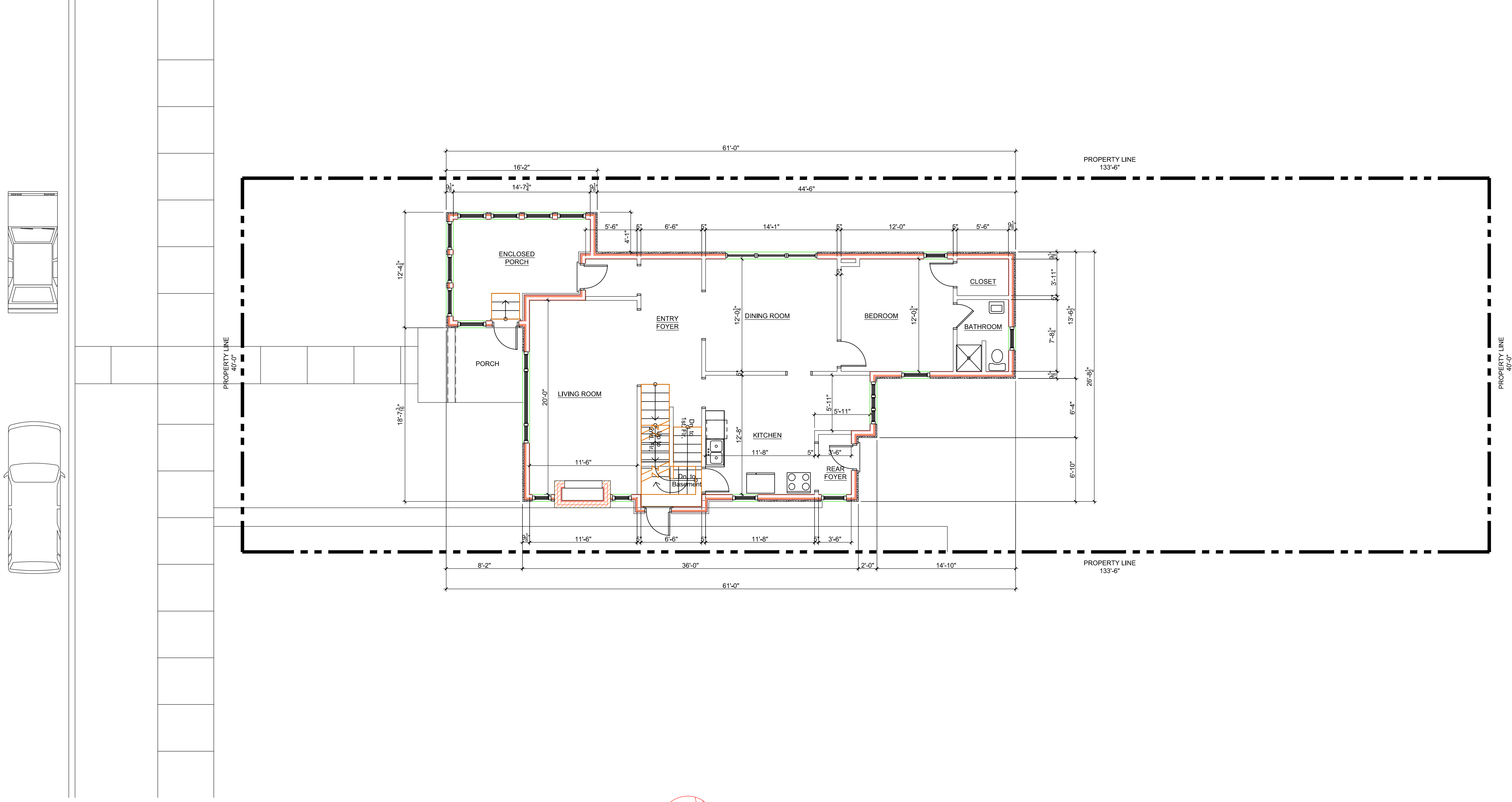
A0-01

REVISION NO.

1

CEM FILE NAME: Sketch

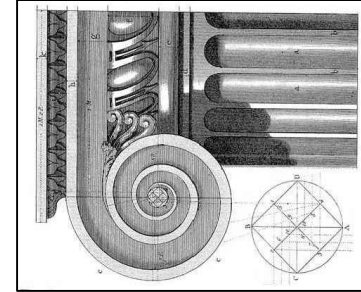
SUPERCEDES ALL PRINTS BEARING PREVIOUS REVISION NUMBER



NORTH

ARCHITECTURAL SITE PLAN

SCALE: 3/16" = 1'-0"



WHITFIELD HISTORIC RESIDENCE

858 Edison Street,
Detroit, Michigan 48206

McCrory Group, LLC. charles@mccrorygroup.com
Architectural Design & Engineering p: 313.333.4031

DATE

April 17, 2021

SCALE: AS NOTED

REV	DESCRIPTION	BY	DATE
1	HDC AND BUILDING PERMIT	CM	10-22-2020
2	HDC AND BUILDING PERMIT	CM	11-11-2020
3	HDC AND BUILDING PERMIT	CM	12-11-2020
4	HDC AND BUILDING PERMIT	CM	02-16-2021
5	HDC AND BUILDING PERMIT	CM	03-01-2021
6	HDC AND BUILDING PERMIT	CM	05-17-2021

PROJECT MGI PROJECT NO. 07 31 2020

WHITFIELD RESIDENCE

DRAWING TITLE

ARCHITECTURAL SITE PLAN

DRAWING NO.


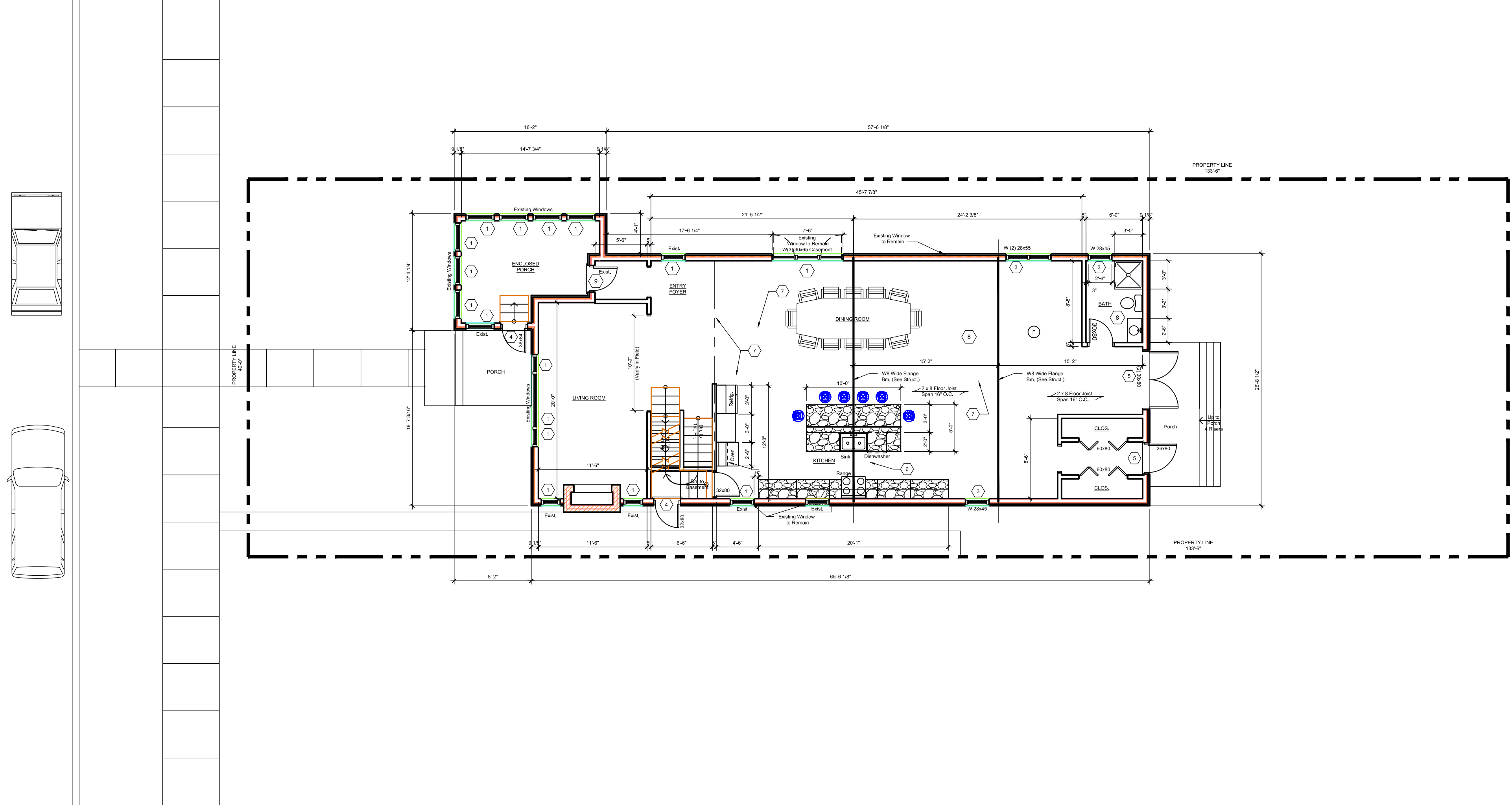
A1-00

REVISION NO.

1

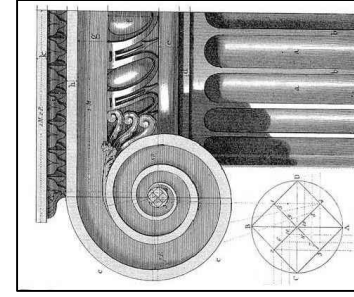
CEM FILE NAME: Sketch

SUPERCEDES ALL PRINTS BEARING PREVIOUS REVISION NUMBER



ARCHITECTURAL SITE PLAN

SCALE: 1/8" = 1'-0"



WHITFIELD HISTORIC RESIDENCE

858 Edison Street,
Detroit, Michigan 48206

McCrory Group, LLC. charles@mccrorygroup.com
Architectural Design & Engineering p: 313.333.4031

SCALE: AS NOTED

DATE
April 17, 2021

REV	DESCRIPTION	BY	DATE
1	HDC AND BUILDING PERMIT	CM	10-22-2020
2	HDC AND BUILDING PERMIT	CM	11-11-2020
3	HDC AND BUILDING PERMIT	CM	12-11-2020
4	HDC AND BUILDING PERMIT	CM	02-16-2021
5	HDC AND BUILDING PERMIT	CM	03-01-2021
6	HDC AND BUILDING PERMIT	CM	05-17-2021

PROJECT MGI PROJECT NO. 07 31 2020

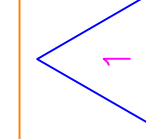
WHITFIELD RESIDENCE

DRAWING TITLE

ARCHITECTURAL SITE PLAN

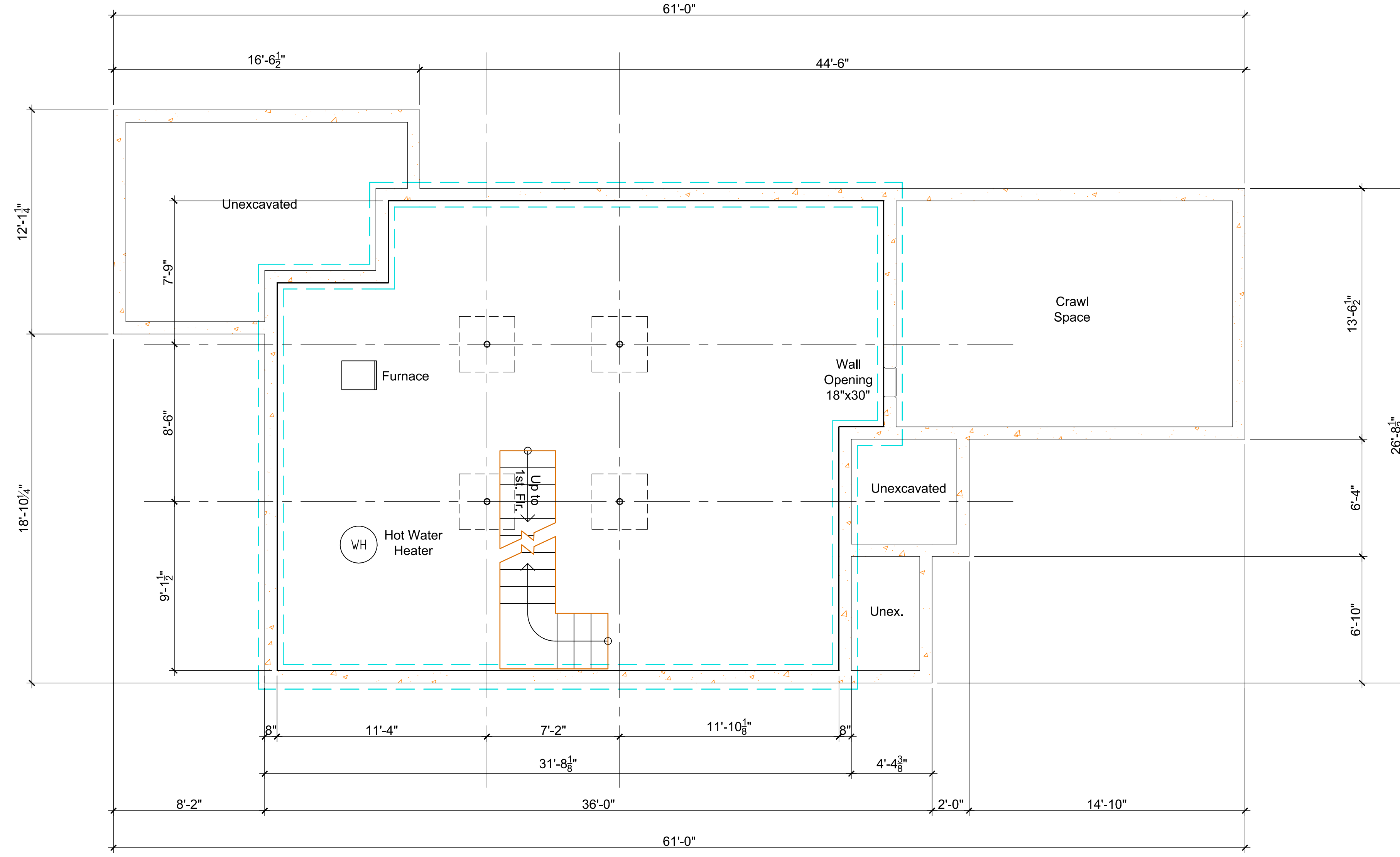
DRAWING NO. **A1-01**

REVISION NO.




SUPERCEDES ALL PRINTS BEARING PREVIOUS REVISION NUMBER

CEM FILE NAME: Sketch

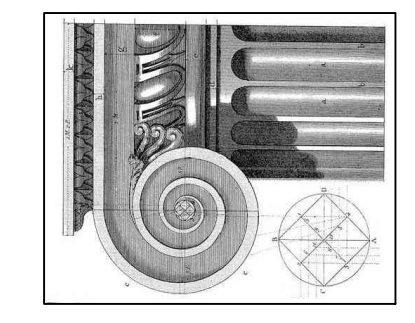


- Demolition Key Notes:**
- Existing window to remain - restore, re-glass, paint and re-caulk as required.
 - Replace existing window to match existing style and size with new aluminum clad wood windows as manufactured by Pella "Series 450" Windows and Doors.
 - New window aluminum clad wood windows as manufactured by Pella "Series 450" Windows and Doors set in new wall construction.
 - Replace existing non-original door to with new all wood door as manufactured by Pella "Series 450" Windows and Doors.
 - New all wood doors as manufactured by Pella "Series 450" Windows and Doors set in new wall construction.
 - Remove existing exterior wall construction down to existing foundation.
 - Remove existing walls, flooring, ceilings, and roof construction in renovated area as required.
 - Remove existing plumbing fixtures, existing abandon plumbing lines and existing abandon existing wiring not required in new construction.
 - Existing door to remain.
- General Key Notes:**
- New partition 5/8" gypsum wall board on 2"x4" wood studs 16" O.C. with minimum R-19, 3 1/2" batt insulation continuous at first floor exterior walls.
 - New partition 5/8" gypsum wall board on 2"x6" wood studs 16" O.C. with R-19, 3 1/2" batt insulation continuous at second and third floors exterior walls.
 - Existing poured basement concrete foundation wall at basement floor slab to underside of first floor above.
 - New 12" thick reinforced concrete foundation wall at basement floor slab to underside of first floor above.
 - Provide horizontal blocking in walls to receive upper wall cabinets.
 - New hard wood flooring on existing T&G sub-floor fastened to floor joist per APA Wood standards.



EXISTING BASEMENT FLOOR PLAN

SCALE: 1/4" = 1'-0"



WHITFIELD HISTORIC RESIDENCE
 858 Edison Street,
 Detroit, Michigan 48206
McCrary Group, LLC. charles@mccrarygroup.com
 Architectural Design & Engineering p: 313.333.4031


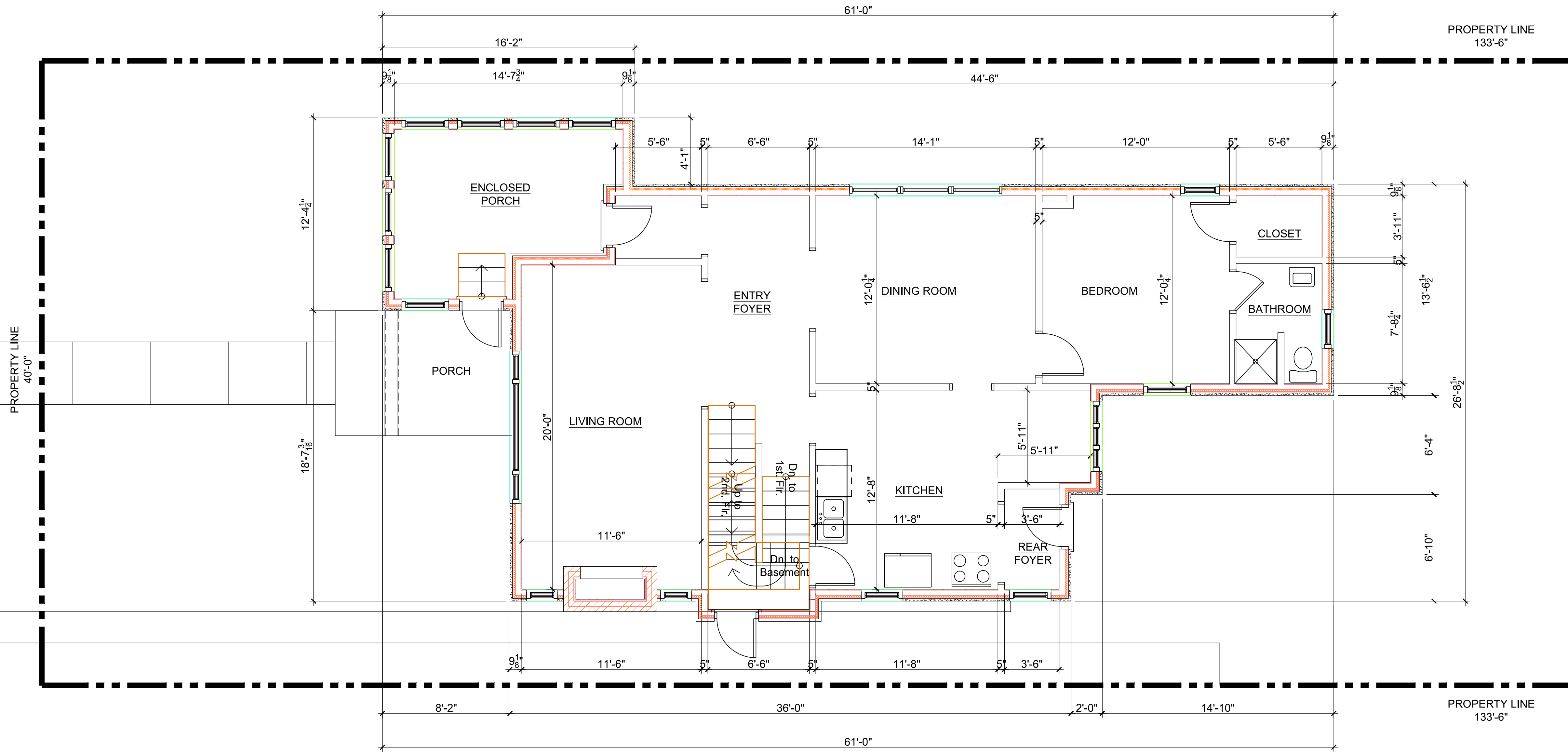
REV	DESCRIPTION	BY	DATE
1	HDC AND BUILDING PERMIT	CM	10-22-2020
2	HDC AND BUILDING PERMIT	CM	11-11-2020
3	HDC AND BUILDING PERMIT	CM	12-11-2020
4	HDC AND BUILDING PERMIT	CM	02-16-2021
5	HDC AND BUILDING PERMIT	CM	03-01-2021
6	HDC AND BUILDING PERMIT	CM	05-17-2021

PROJECT MGI PROJECT NO. 07 31 2020
WHITFIELD RESIDENCE
 DRAWING TITLE
EXIST. BASEMENT FLOOR PLAN
 DRAWING NO. A2-00
 REVISION NO. 1

DATE
 April 17, 2021

SCALE: AS NOTED

SUPERCEDS ALL PRINTS BEARING PREVIOUS REVISION NUMBER



EXISTING FIRST FLOOR PLAN
SCALE: 1/4" = 1'-0"

Demolition Key Notes:

1. Existing window to remain – restore, re-glaze, paint and re-caulk as required.
2. Replace existing window to match existing style and size with new aluminum clad wood windows as manufactured by Pella "Series 450" Windows and Doors.
3. New window aluminum clad wood windows as manufactured by Pella "Series 450" Windows and Doors set in new wall construction.
4. Replace existing non-original door to with new all wood door as manufactured by Pella "Series 450" Windows and Doors.
5. New all wood doors as manufactured by Pella "Series 450" Windows and Doors set in new wall construction
6. Remove existing exterior wall construction down to existing foundation.
7. Remove existing walls, flooring, ceilings, and roof construction in renovated area as required.
8. Remove existing plumbing fixtures, existing abandon plumbing lines and existing abandon existing wiring not required in new construction.
9. Existing door to remain.

General Key Notes:

- A. New partition 5/8" gypsum wall board on 2"x4" wood studs 16" O.C. with minimum R-19, 3 1/2" batt insulation continuous at first floor exterior walls.
- B. New partition 5/8" gypsum wall board on 2"x6" wood studs 16" O.C. with R-19, 3 1/2" batt insulation continuous at second and third floors exterior walls.
- C. Existing poured basement concrete foundation wall at basement floor slab to underside of first floor above.
- D. New 12" thick reinforced basement concrete foundation wall at basement floor slab to underside of first floor above.
- E. Provide horizontal blocking in walls to receive upper wall cabinets.
- F. New hard wood flooring on existing T&G sub-floor fastened to floor joist per APA Wood standards.

WHITFIELD HISTORIC RESIDENCE

858 Edison Street,
Detroit, Michigan 48206

McCrary Group, LLC.
Architectural Design & Engineering
charles@mccrarygroup.com
p: 313.333.4031

SCALE: AS NOTED

DATE
April 17, 2021

REV	DESCRIPTION	BY	DATE
1	HDC AND BUILDING PERMIT	CM	10-22-2020
2	HDC AND BUILDING PERMIT	CM	11-11-2020
3	HDC AND BUILDING PERMIT	CM	12-11-2020
4	HDC AND BUILDING PERMIT	CM	02-16-2021
5	HDC AND BUILDING PERMIT	CM	03-01-2021
6	HDC AND BUILDING PERMIT	CM	05-17-2021

PROJECT MGI PROJECT NO. 07 31 2020

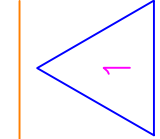
WHITFIELD RESIDENCE

DRAWING TITLE

EXISTING FIRST FLOOR PLAN


DRAWING NO. REVISION NO.

A2-01



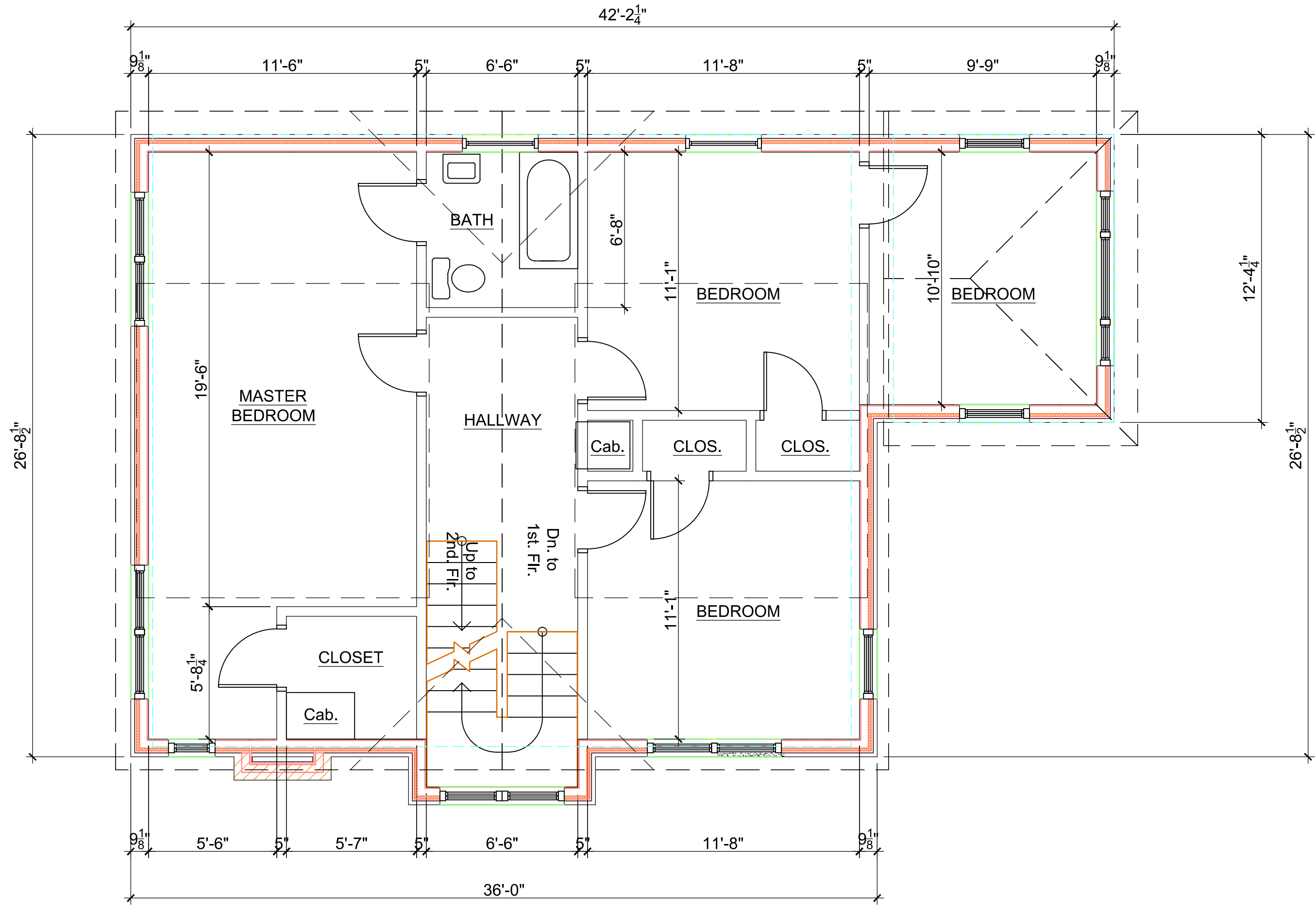
SUPERCEDS ALL PRINTS BEARING PREVIOUS REVISION NUMBER

CEM FILE NAME: Sketch



EXISTING SECOND FLOOR PLAN

SCALE: 1/4" = 1'-0"

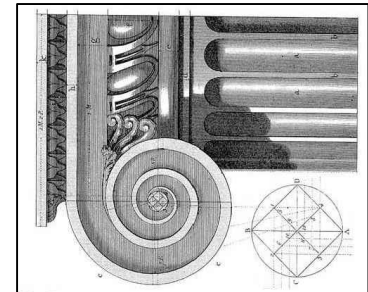


Demolition Key Notes:

1. Existing window to remain – restore, re-glaze, paint and re-caulk as required.
2. Replace existing window to match existing style and size with new aluminum clad wood windows as manufactured by Pella "Series 450" Windows and Doors.
3. New window aluminum clad wood windows as manufactured by Pella "Series 450" Windows and Doors set in new wall construction.
4. Replace existing non-original door to with new all wood door as manufactured by Pella "Series 450" Windows and Doors.
5. New all wood doors as manufactured by Pella "Series 450" Windows and Doors set in new wall construction
6. Remove existing exterior wall construction down to existing foundation.
7. Remove existing walls, flooring, ceilings, and roof construction in renovated area as required.
8. Remove existing plumbing fixtures, existing abandon plumbing lines and existing abandon existing wiring not required in new construction.
9. Existing door to remain.

General Key Notes:

- A. New partition 5/8" gypsum wall board on 2"x4" wood studs 16" O.C. with minimum R-19, 3 1/2" batt insulation continuous at first floor exterior walls.
- B. New partition 5/8" gypsum wall board on 2"x6" wood studs 16" O.C. with R-19, 3 1/2" batt insulation continuous at second and third floors exterior walls.
- C. Existing poured basement concrete foundation wall at basement floor slab to underside of first floor above.
- D. New 12" thick reinforced basement concrete foundation wall at basement floor slab to underside of first floor above.
- E. Provide horizontal blocking in walls to receive upper wall cabinets.
- F. New hard wood flooring on existing T&G sub-floor fastened to floor joist per APA Wood standards.



WHITFIELD HISTORIC RESIDENCE

858 Edison Street,
Detroit, Michigan 48206

McCrory Group, LLC.
Architectural Design & Engineering
charles@mccrorygroup.com
p: 313.333.4031

DATE

April 17, 2021

SCALE: AS NOTED

REV	DESCRIPTION	BY	DATE
1	HDC AND BUILDING PERMIT	CM	10-22-2020
2	HDC AND BUILDING PERMIT	CM	11-11-2020
3	HDC AND BUILDING PERMIT	CM	12-11-2020
4	HDC AND BUILDING PERMIT	CM	02-16-2021
5	HDC AND BUILDING PERMIT	CM	03-01-2021
6	HDC AND BUILDING PERMIT	CM	05-17-2021

CM 10-22-2020

PROJECT

MGI PROJECT NO. 07 31 2020

WHITFIELD RESIDENCE

DRAWING TITLE

EXIST. SECOND FLOOR PLAN

DRAWING NO.


A2-02

REVISION NO.

1

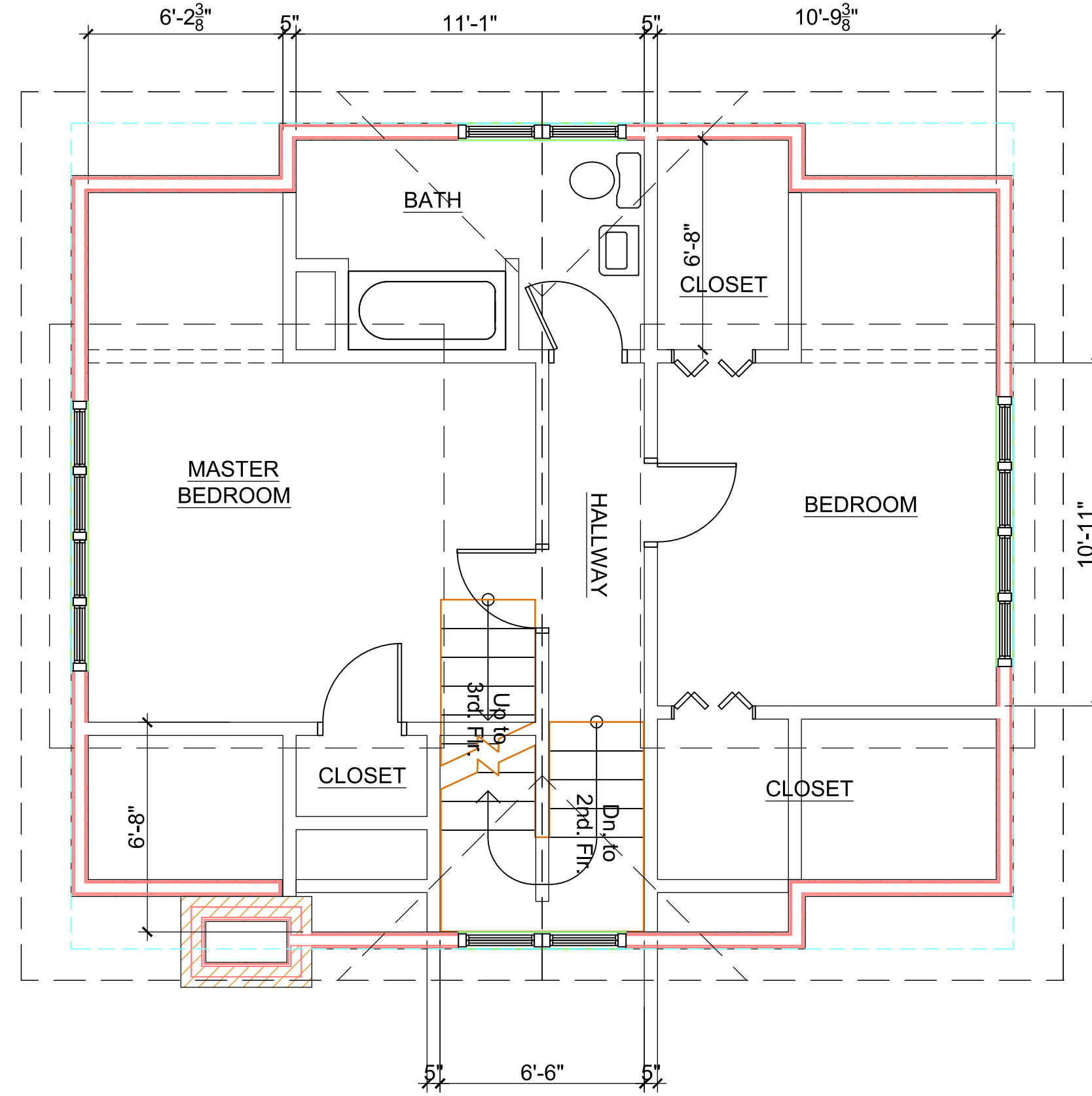
SUPERCEDES ALL PRINTS BEARING PREVIOUS REVISION NUMBER

CEM FILE NAME: Sketch



EXISTING THIRD FLOOR PLAN

SCALE: 1/4" = 1'-0"

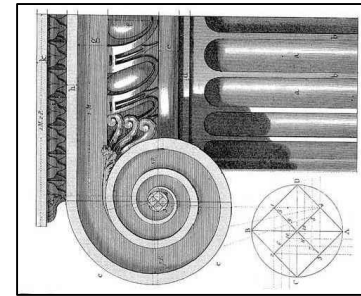


Demolition Key Notes:

1. Existing window to remain – restore, re-glaze, paint and re-caulk as required.
2. Replace existing window to match existing style and size with new aluminum clad wood windows as manufactured by Pella "Series 450" Windows and Doors.
3. New window aluminum clad wood windows as manufactured by Pella "Series 450" Windows and Doors set in new wall construction.
4. Replace existing non-original door to with new all wood door as manufactured by Pella "Series 450" Windows and Doors.
5. New all wood doors as manufactured by Pella "Series 450" Windows and Doors set in new wall construction
6. Remove existing exterior wall construction down to existing foundation.
7. Remove existing walls, flooring, ceilings, and roof construction in renovated area as required.
8. Remove existing plumbing fixtures, existing abandon plumbing lines and existing abandon existing wiring not required in new construction.
9. Existing door to remain.

General Key Notes:

- A. New partition 5/8" gypsum wall board on 2"x4" wood studs 16" O.C. with minimum R-19, 3 1/2" batt insulation continuous at first floor exterior walls.
- B. New partition 5/8" gypsum wall board on 2"x6" wood studs 16" O.C. with R-19, 3 1/2" batt insulation continuous at second and third floors exterior walls.
- C. Existing poured basement concrete foundation wall at basement floor slab to underside of first floor above.
- D. New 12" thick reinforced basement concrete foundation wall at basement floor slab to underside of first floor above.
- E. Provide horizontal blocking in walls to receive upper wall cabinets.
- F. New hard wood flooring on existing T&G sub-floor fastened to floor joist per APA Wood standards.



WHITFIELD HISTORIC RESIDENCE

858 Edison Street,
Detroit, Michigan 48206

McCrory Group, LLC.
Architectural Design & Engineering
charles@mccrorygroup.com
p: 313.333.4031

DATE

April 17, 2021

SCALE: AS NOTED

REV	DESCRIPTION	BY	DATE
1	HDC AND BUILDING PERMIT	CM	10-22-2020
2	HDC AND BUILDING PERMIT	CM	11-11-2020
3	HDC AND BUILDING PERMIT	CM	12-11-2020
4	HDC AND BUILDING PERMIT	CM	02-16-2021
5	HDC AND BUILDING PERMIT	CM	03-01-2021
6	HDC AND BUILDING PERMIT	CM	05-17-2021

PROJECT

MGI PROJECT NO. 07 31 2020

WHITFIELD RESIDENCE

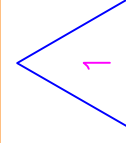
DRAWING TITLE

EXISTING THIRD FLOOR PLAN

DRAWING NO.


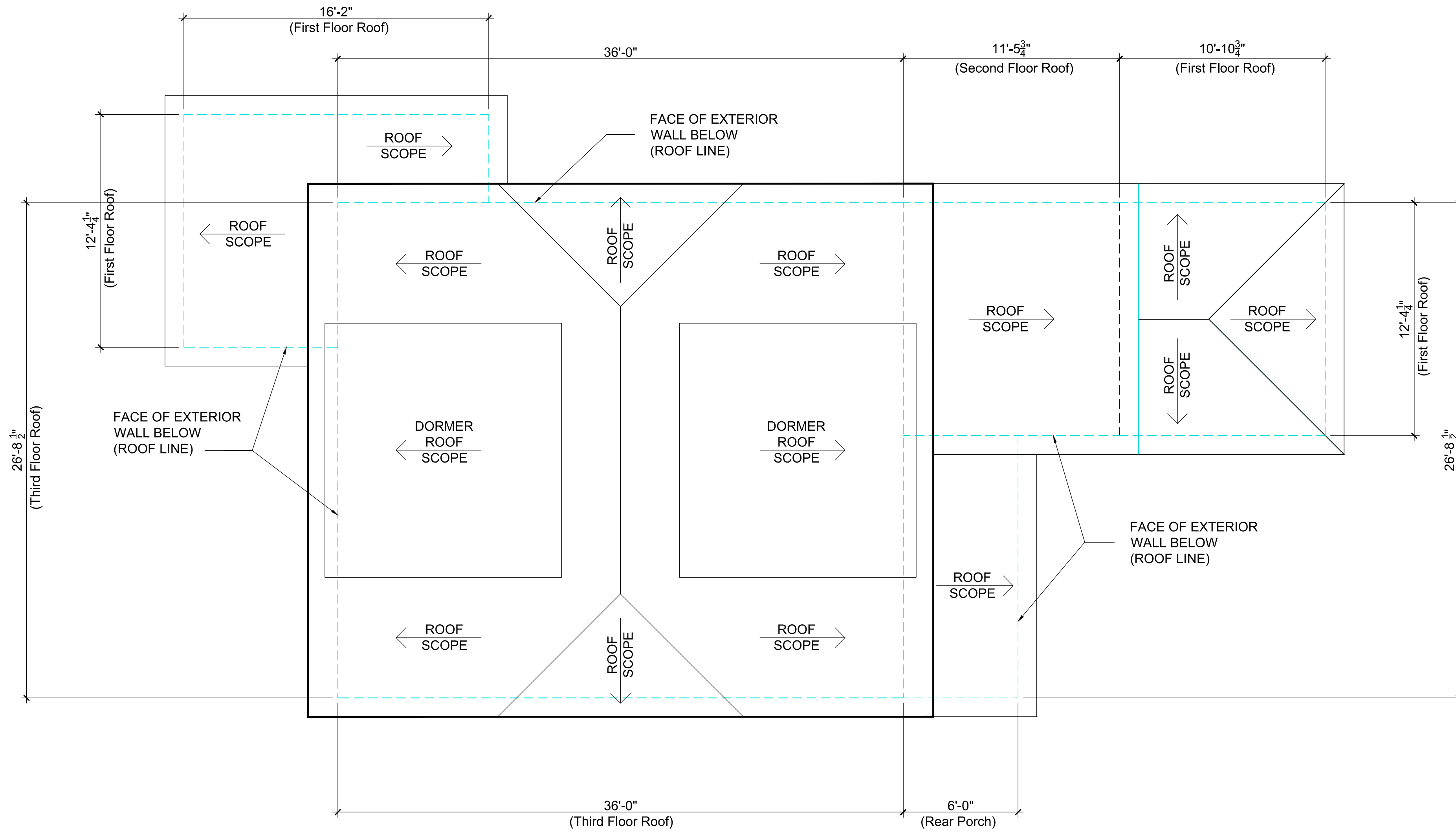
A2-03

REVISION NO.



SUPERCEDES ALL PRINTS BEARING PREVIOUS REVISION NUMBER

CEM FILE NAME: Sketch



EXISTING ROOF PLAN

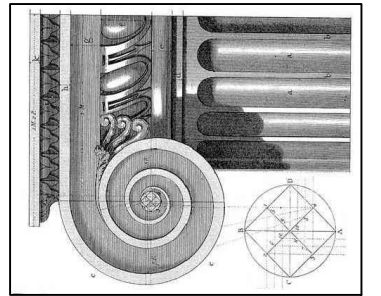
SCALE: 1/4" = 1'-0"

Demolition Key Notes:

- Existing window to remain – restore, re-glaze, paint and re-caulk as required.
- Replace existing window to match existing style and size with new aluminum clad wood windows as manufactured by Pella "Series 450" Windows and Doors.
- New window aluminum clad wood windows as manufactured by Pella "Series 450" Windows and Doors set in new wall construction.
- Replace existing non-original door to with new all wood door as manufactured by Pella "Series 450" Windows and Doors.
- New all wood doors as manufactured by Pella "Series 450" Windows and Doors set in new wall construction
- Remove existing exterior wall construction down to existing foundation.
- Remove existing walls, flooring, ceilings, and roof construction in renovated area as required.
- Remove existing plumbing fixtures, existing abandon plumbing lines and existing abandon existing wiring not required in new construction.
- Existing door to remain.

General Key Notes:

- New partition 5/8" gypsum wall board on 2"x4" wood studs 16" O.C. with minimum R-19, 3 1/2" batt insulation continuous at first floor exterior walls.
- New partition 5/8" gypsum wall board on 2"x6" wood studs 16" O.C. with R-19, 3 1/2" batt insulation continuous at second and third floors exterior walls.
- Existing poured basement concrete foundation wall at basement floor slab to underside of first floor above.
- New 12" thick reinforced basement concrete foundation wall at basement floor slab to underside of first floor above.
- Provide horizontal blocking in walls to receive upper wall cabinets.
- New hard wood flooring on existing T&G sub-floor fastened to floor joist per APA Wood standards.



WHITFIELD HISTORIC RESIDENCE

858 Edison Street,
Detroit, Michigan 48206

McCrary Group, LLC.
Architectural Design & Engineering
charles@mccrarygroup.com
p: 313.333.4031

REV	DESCRIPTION	BY	DATE
1	HDC AND BUILDING PERMIT	CM	10-22-2020
2	HDC AND BUILDING PERMIT	CM	11-11-2020
3	HDC AND BUILDING PERMIT	CM	12-11-2020
4	HDC AND BUILDING PERMIT	CM	02-16-2021
5	HDC AND BUILDING PERMIT	CM	03-01-2021
6	HDC AND BUILDING PERMIT	CM	05-17-2021

SCALE: AS NOTED

DATE
April 17, 2021

PROJECT MGI PROJECT NO. 07 31 2020

WHITFIELD RESIDENCE

DRAWING TITLE

EXISTING ROOF PLAN

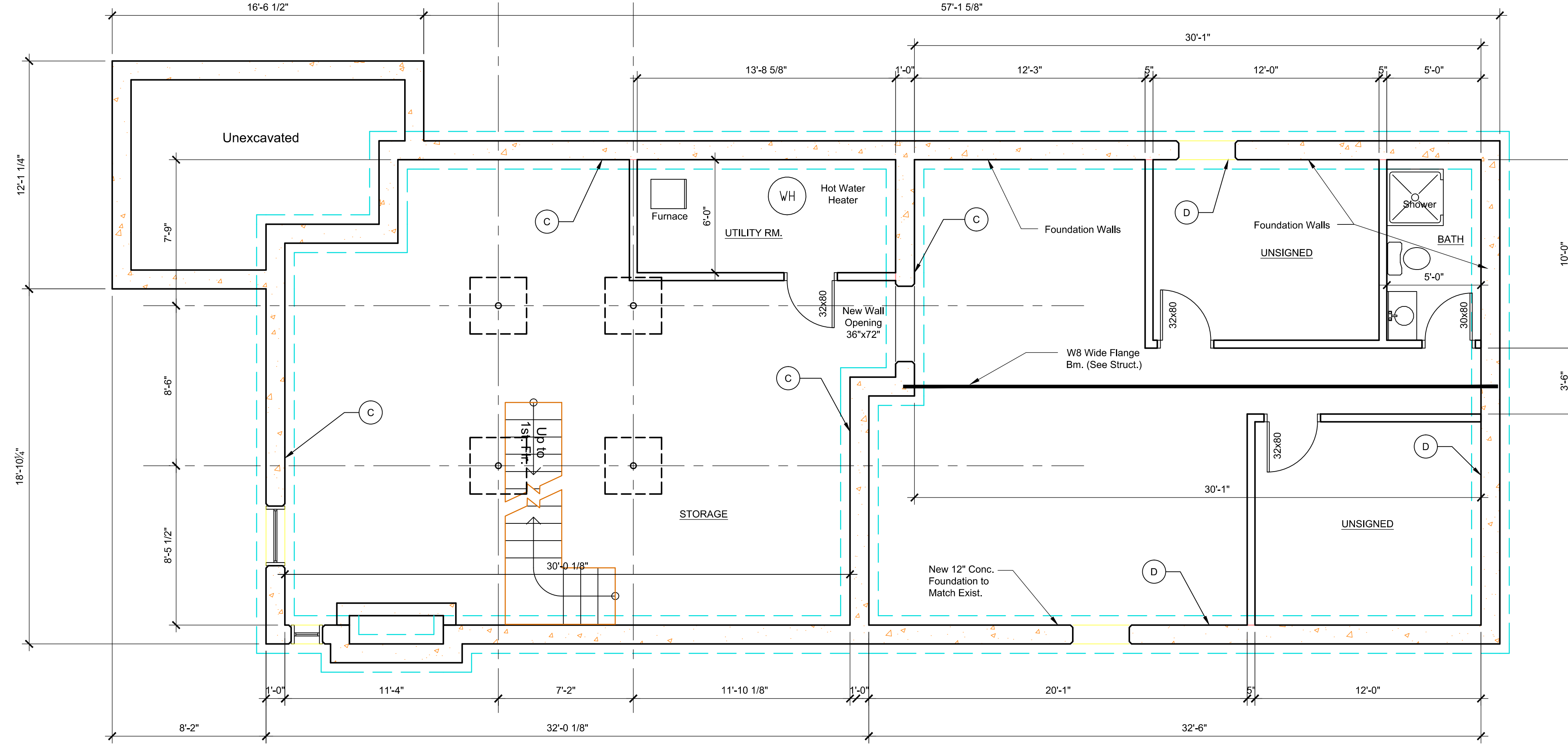
DRAWING NO. A2-04

REVISION NO.

1

CEM FILE NAME: Sketch

SUPERCEDES ALL PRINTS BEARING PREVIOUS REVISION NUMBER



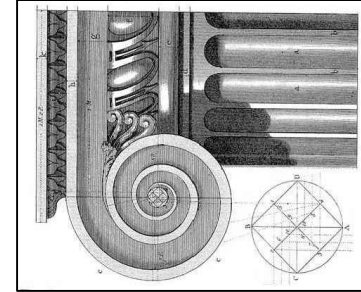
PROPOSED BASEMENT FOUNDATION PLAN
SCALE: 1/4" = 1'-0"

Demolition Key Notes:

- Existing window to remain – restore, re-glate, paint and re-caulk as required.
- Replace existing window to match existing style and size with new aluminum clad wood windows as manufactured by Pella "Series 450" Windows and Doors.
- New window aluminum clad wood windows as manufactured by Pella "Series 450" Windows and Doors set in new wall construction.
- Replace existing non-original door to with new all wood door as manufactured by Pella "Series 450" Windows and Doors.
- New all wood doors as manufactured by Pella "Series 450" Windows and Doors set in new wall construction
- Remove existing exterior wall construction down to existing foundation.
- Remove existing walls, flooring, ceilings, and roof construction in renovated area as required.
- Remove existing plumbing fixtures, existing abandon plumbing lines and existing abandon existing wiring not required in new construction.
- Existing door to remain.

General Key Notes:

- New partition 5/8" gypsum wall board on 2"x4" wood studs 16" O.C. with minimum R-19, 3 1/2" batt insulation continuous at first floor exterior walls.
- New partition 5/8" gypsum wall board on 2"x6" wood studs 16" O.C. with R-19, 3 1/2" batt insulation continuous at second and third floors exterior walls.
- Existing poured basement concrete foundation wall at basement floor slab to underside of first floor above.
- New 12" thick reinforced basement concrete foundation wall at basement floor slab to underside of first floor above.
- Provide horizontal blocking in walls to receive upper wall cabinets.
- New hard wood flooring on existing T&G sub-floor fastened to floor joist per APA Wood standards.



WHITFIELD HISTORIC RESIDENCE

858 Edison Street,
Detroit, Michigan 48206

McCrory Group, LLC. charles@mccrorygroup.com
Architectural Design & Engineering p: 313.333.4031

DATE

April 17, 2021

SCALE: AS NOTED

REV	DESCRIPTION	BY	DATE	CM	10-22-2020
1	HDC AND BUILDING PERMIT			CM	10-22-2020
2	HDC AND BUILDING PERMIT			CM	11-11-2020
3	HDC AND BUILDING PERMIT			CM	12-11-2020
4	HDC AND BUILDING PERMIT			CM	02-16-2021
5	HDC AND BUILDING PERMIT			CM	03-01-2021
6	HDC AND BUILDING PERMIT			CM	05-17-2021
REV	DESCRIPTION	BY	DATE		

PROJECT MGI PROJECT NO. 07 31 2020

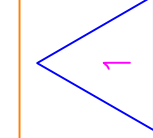
WHITFIELD RESIDENCE

DRAWING TITLE

BASEMENT FOUNDATION PLAN

DRAWING NO. REVISION NO.

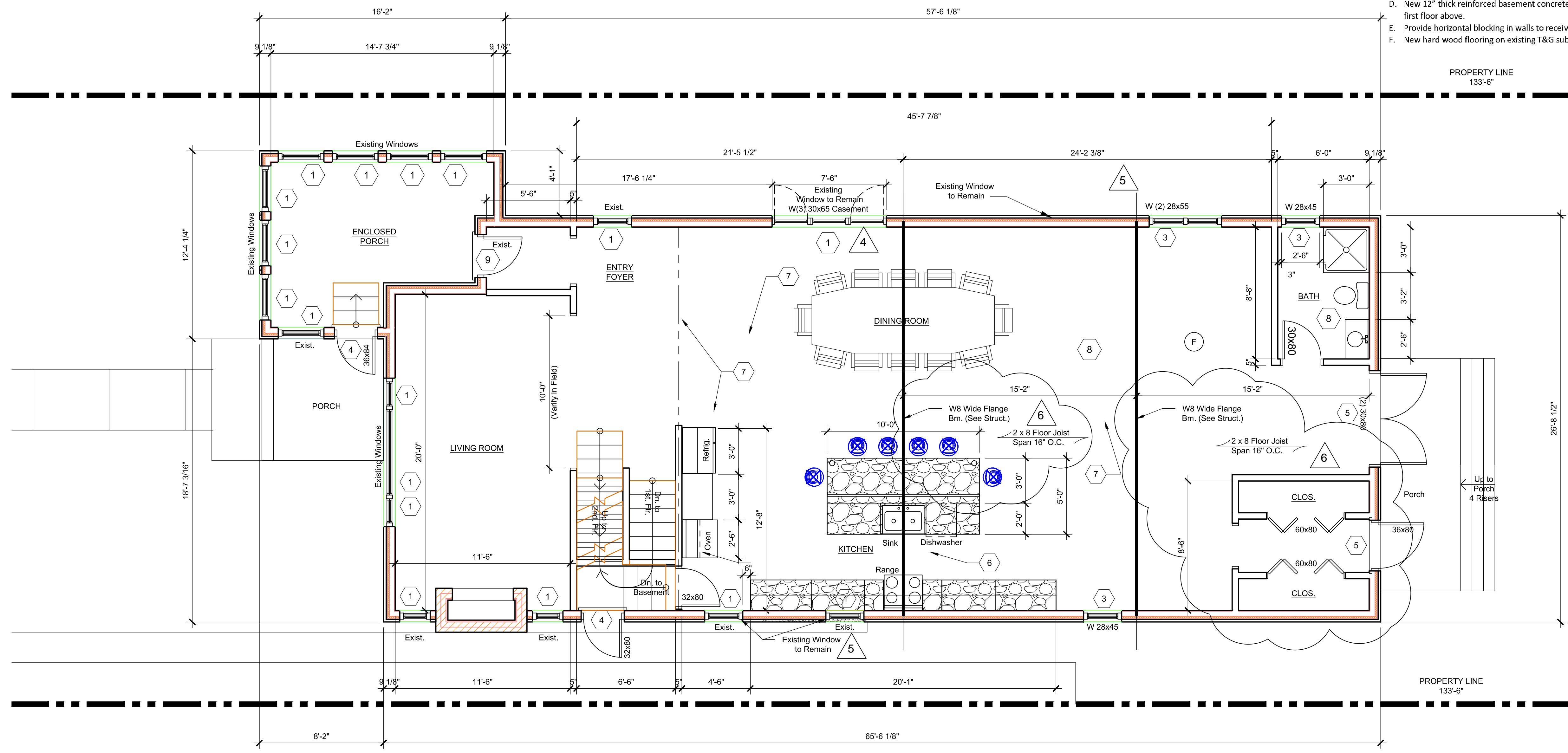
A3-00



SUPERCEDES ALL PRINTS BEARING PREVIOUS REVISION NUMBER

FILE NAME: Sketch

CEM



PROPOSED FIRST FLOOR PLAN
SCALE: 1/4" = 1'-0"

Demolition Key Notes:

- Existing window to remain – restore, re-glate, paint and re-caulk as required.
- Replace existing window to match existing style and size with new aluminum clad wood windows as manufactured by Pella "Series 450" Windows and Doors.
- New window aluminum clad wood windows as manufactured by Pella "Series 450" Windows and Doors set in new wall construction.
- Replace existing non-original door to with new all wood door as manufactured by Pella "Series 450" Windows and Doors.
- New all wood doors as manufactured by Pella "Series 450" Windows and Doors set in new wall construction
- Remove existing exterior wall construction down to existing foundation.
- Remove existing walls, flooring, ceilings, and roof construction in renovated area as required.
- Remove existing plumbing fixtures, existing abandon plumbing lines and existing abandon existing wiring not required in new construction.
- Existing door to remain.

General Key Notes:

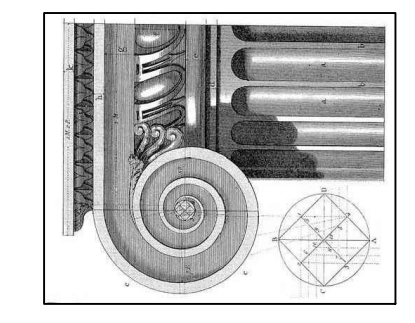
- New partition 5/8" gypsum wall board on 2"x4" wood studs 16" O.C. with minimum R-19, 3 1/2" batt insulation continuous at first floor exterior walls.
- New partition 5/8" gypsum wall board on 2"x6" wood studs 16" O.C. with R-19, 3 1/2" batt insulation continuous at second and third floors exterior walls.
- Existing poured basement concrete foundation wall at basement floor slab to underside of first floor above.
- New 12" thick reinforced basement concrete foundation wall at basement floor slab to underside of first floor above.
- Provide horizontal blocking in walls to receive upper wall cabinets.
- New hard wood flooring on existing T&G sub-floor fastened to floor joist per APA Wood standards.

PROJECT MGI PROJECT NO. 07 31 2020
WHITFIELD RESIDENCE
 DRAWING TITLE
FIRST FLOOR PLAN
 DRAWING NO. A3-01
 REVISION NO. 1


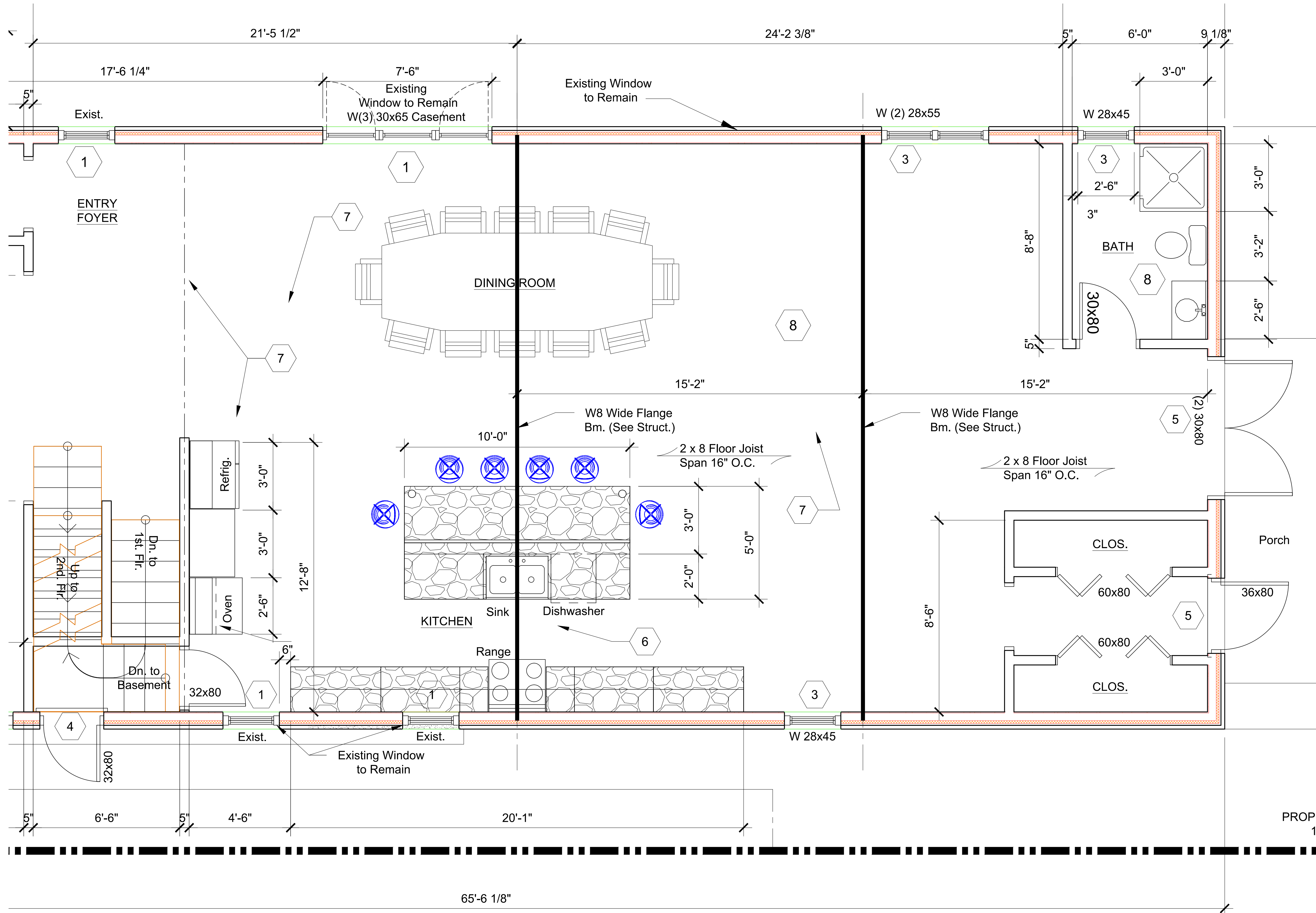
REV	DESCRIPTION	BY	DATE
1	HDC AND BUILDING PERMIT	CM	10-22-2020
2	HDC AND BUILDING PERMIT	CM	11-11-2020
3	HDC AND BUILDING PERMIT	CM	12-11-2020
4	HDC AND BUILDING PERMIT	CM	02-16-2021
5	HDC AND BUILDING PERMIT	CM	03-01-2021
6	HDC AND BUILDING PERMIT	CM	05-17-2021

REV	DESCRIPTION	BY	DATE
1	HDC AND BUILDING PERMIT	CM	10-22-2020
2	HDC AND BUILDING PERMIT	CM	11-11-2020
3	HDC AND BUILDING PERMIT	CM	12-11-2020
4	HDC AND BUILDING PERMIT	CM	02-16-2021
5	HDC AND BUILDING PERMIT	CM	03-01-2021
6	HDC AND BUILDING PERMIT	CM	05-17-2021

WHITFIELD HISTORIC RESIDENCE
 858 Edison Street,
 Detroit, Michigan 48206
McCrary Group, LLC. charles@mccrarygroup.com
 Architectural Design & Engineering p: 313.333.4031
 SCALE: AS NOTED



DATE
 April 17, 2021



ENLARGED FIRST FLOOR PLAN
SCALE: 1/4" = 1'-0"

WHITFIELD HISTORIC RESIDENCE
858 Edison Street,
Detroit, Michigan 48206

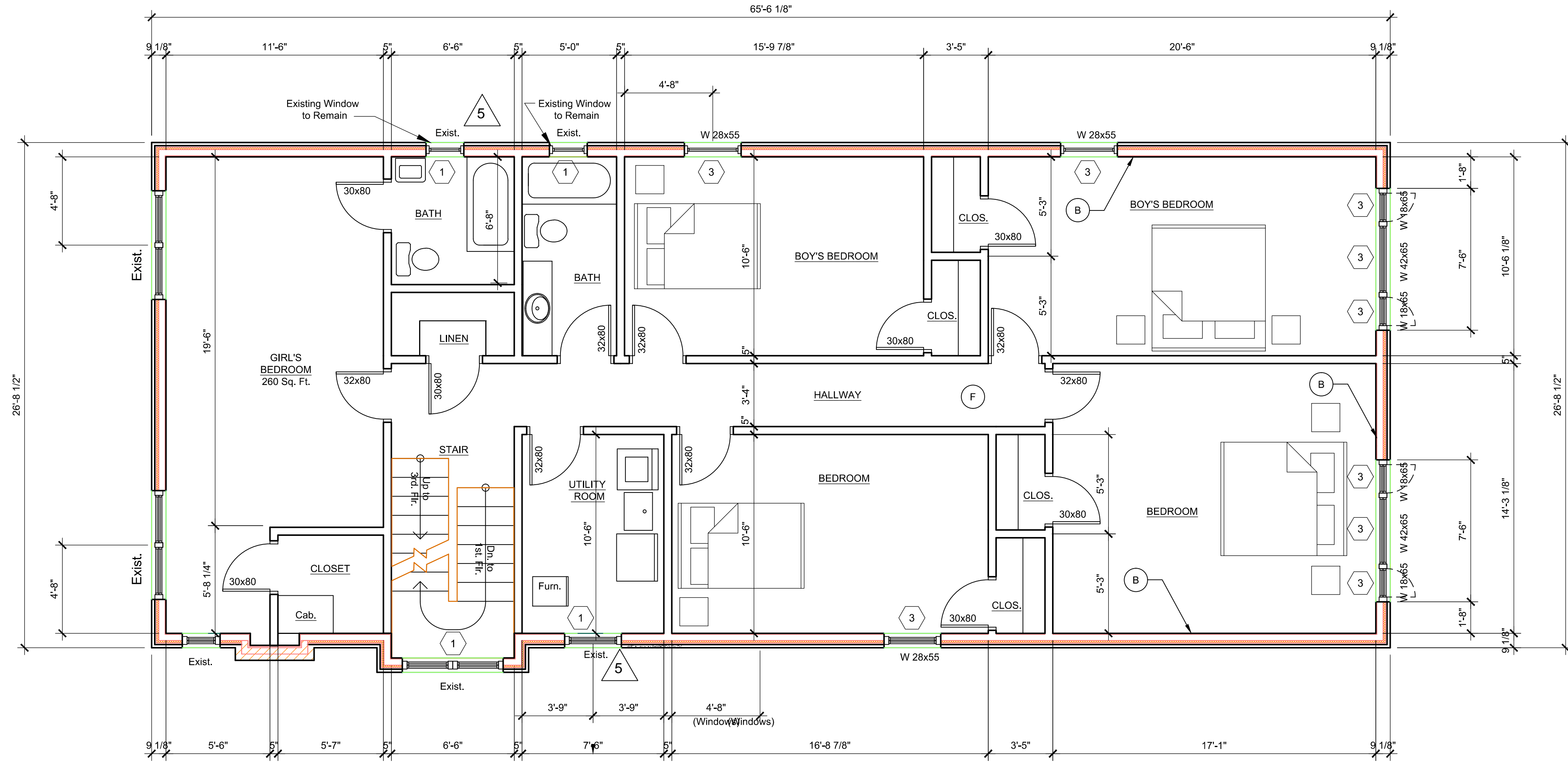
McCrary Group, LLC.
Architectural Design & Engineering
charles@mccrarygroup.com
p: 313.333.4031

PROJECT MGI PROJECT NO. 07 31 2020
DRAWING TITLE ENLARGED FIRST FLOOR PLAN
DRAWING NO. A3-01A
REVISION NO. 1

DATE April 17, 2021
SCALE: AS NOTED

REV	DESCRIPTION	BY	DATE
1	HDC AND BUILDING PERMIT	CM	10-22-2020
2	HDC AND BUILDING PERMIT	CM	11-11-2020
3	HDC AND BUILDING PERMIT	CM	12-11-2020
4	HDC AND BUILDING PERMIT	CM	02-16-2021
5	HDC AND BUILDING PERMIT	CM	03-01-2021
6	HDC AND BUILDING PERMIT	CM	05-17-2021

CEM FILE NAME: Sketch
SUPERCEDES ALL PRINTS BEARING PREVIOUS REVISION NUMBER



PROPOSED SECOND FLOOR PLAN

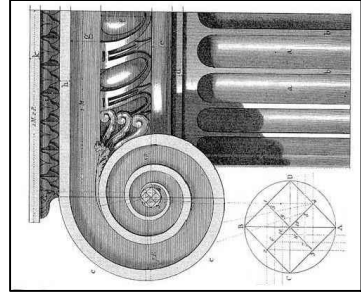
SCALE: 1/4" = 1'-0"

Demolition Key Notes:

- Existing window to remain – restore, re-glaze, paint and re-caulk as required.
- Replace existing window to match existing style and size with new aluminum clad wood windows as manufactured by Pella "Series 450" Windows and Doors.
- New window aluminum clad wood windows as manufactured by Pella "Series 450" Windows and Doors set in new wall construction.
- Replace existing non-original door to with new all wood door as manufactured by Pella "Series 450" Windows and Doors.
- New all wood doors as manufactured by Pella "Series 450" Windows and Doors set in new wall construction
- Remove existing exterior wall construction down to existing foundation.
- Remove existing walls, flooring, ceilings, and roof construction in renovated area as required.
- Remove existing plumbing fixtures, existing abandon plumbing lines and existing abandon existing wiring not required in new construction.
- Existing door to remain.

General Key Notes:

- New partition 5/8" gypsum wall board on 2"x4" wood studs 16" O.C. with minimum R-19, 3 1/2" batt insulation continuous at first floor exterior walls.
- New partition 5/8" gypsum wall board on 2"x6" wood studs 16" O.C. with R-19, 3 1/2" batt insulation continuous at second and third floors exterior walls.
- Existing poured basement concrete foundation wall at basement floor slab to underside of first floor above.
- New 12" thick reinforced basement concrete foundation wall at basement floor slab to underside of first floor above.
- Provide horizontal blocking in walls to receive upper wall cabinets.
- New hard wood flooring on existing T&G sub-floor fastened to floor joist per APA Wood standards.



WHITFIELD HISTORIC RESIDENCE

858 Edison Street,
Detroit, Michigan 48206

McCrory Group, LLC.
Architectural Design & Engineering
charles@mccrorygroup.com
p: 313.333.4031

DATE

April 17, 2021

SCALE: AS NOTED

REV	DESCRIPTION	BY	DATE
1	HDC AND BUILDING PERMIT	CM	10-22-2020
2	HDC AND BUILDING PERMIT	CM	11-11-2020
3	HDC AND BUILDING PERMIT	CM	12-11-2020
4	HDC AND BUILDING PERMIT	CM	02-16-2021
5	HDC AND BUILDING PERMIT	CM	03-01-2021
6	HDC AND BUILDING PERMIT	CM	05-17-2021

PROJECT MGI PROJECT NO. 07 31 2020

WHITFIELD RESIDENCE

DRAWING TITLE

SECOND FLOOR PLAN

DRAWING NO.

A3-02

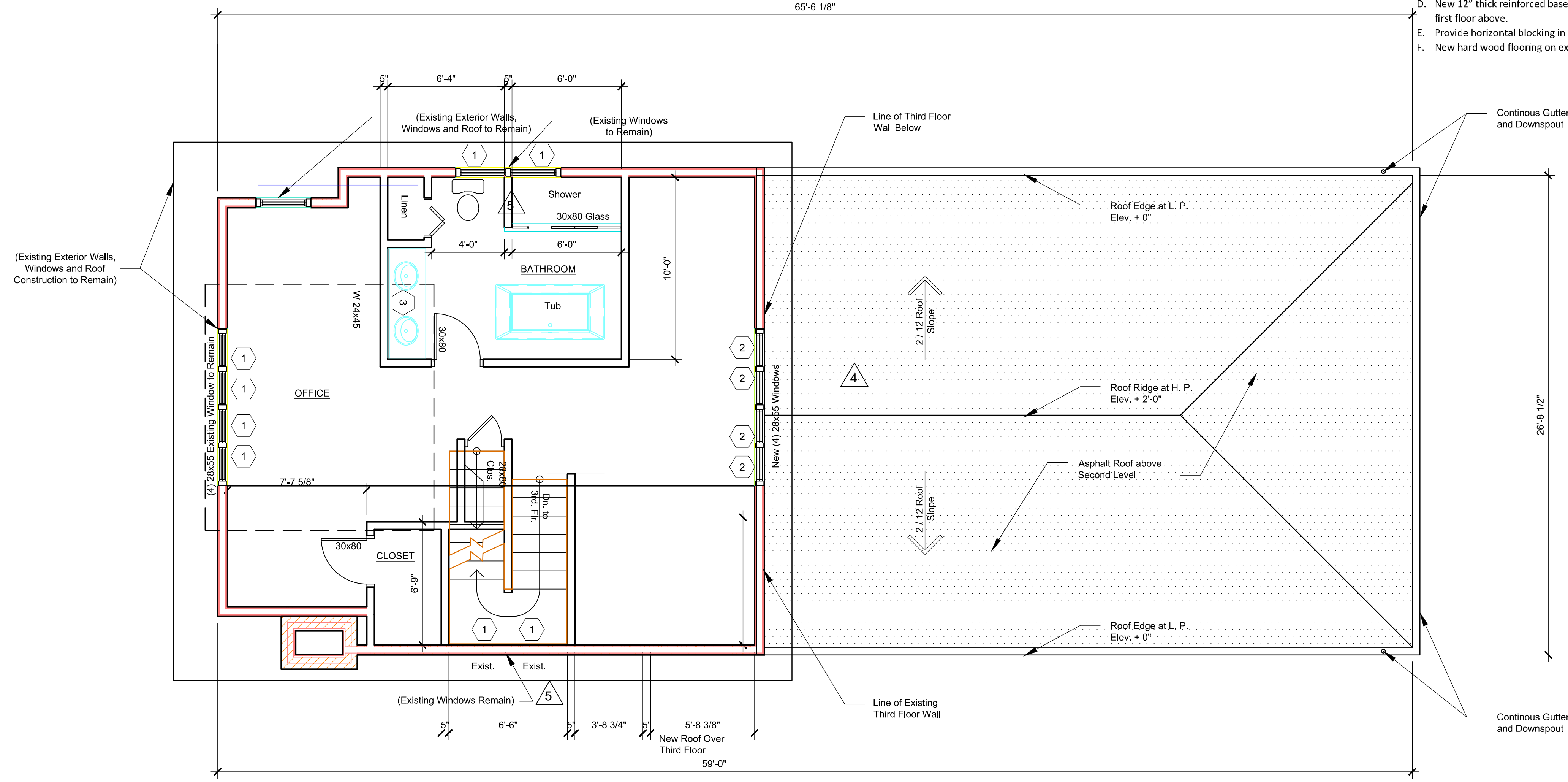
REVISION NO.

1

FILE NAME: Sketch

CEM

SUPERCEDES ALL PRINTS BEARING PREVIOUS REVISION NUMBER



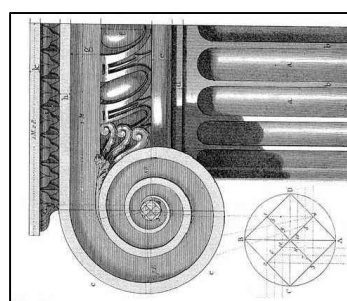
PROPOSED THIRD FLOOR PLAN
SCALE: 1/4" = 1'-0"

Demolition Key Notes:

1. Existing window to remain – restore, re-glaze, paint and re-caulk as required.
2. Replace existing window to match existing style and size with new aluminum clad wood windows as manufactured by Pella "Series 450" Windows and Doors.
3. New window aluminum clad wood windows as manufactured by Pella "Series 450" Windows and Doors set in new wall construction.
4. Replace existing non-original door to with new all wood door as manufactured by Pella "Series 450" Windows and Doors.
5. New all wood doors as manufactured by Pella "Series 450" Windows and Doors set in new wall construction
6. Remove existing exterior wall construction down to existing foundation.
7. Remove existing walls, flooring, ceilings, and roof construction in renovated area as required.
8. Remove existing plumbing fixtures, existing abandon plumbing lines and existing abandon existing wiring not required in new construction.
9. Existing door to remain.

General Key Notes:

- A. New partition 5/8" gypsum wall board on 2"x4" wood studs 16" O.C. with minimum R-19, 3 1/2" batt insulation continuous at first floor exterior walls.
- B. New partition 5/8" gypsum wall board on 2"x6" wood studs 16" O.C. with R-19, 3 1/2" batt insulation continuous at second and third floors exterior walls.
- C. Existing poured basement concrete foundation wall at basement floor slab to underside of first floor above.
- D. New 12" thick reinforced basement concrete foundation wall at basement floor slab to underside of first floor above.
- E. Provide horizontal blocking in walls to receive upper wall cabinets.
- F. New hard wood flooring on existing T&G sub-floor fastened to floor joist per APA Wood standards.



WHITFIELD HISTORIC RESIDENCE

858 Edison Street,
Detroit, Michigan 48206
McCrary Group, LLC. charles@mccrarygroup.com
Architectural Design & Engineering p: 313.333.4031

DATE
April 17, 2021

SCALE: AS NOTED

REV	DESCRIPTION	BY	DATE
1	HDC AND BUILDING PERMIT	CM	10-22-2020
2	HDC AND BUILDING PERMIT	CM	11-11-2020
3	HDC AND BUILDING PERMIT	CM	12-11-2020
4	HDC AND BUILDING PERMIT	CM	02-16-2021
5	HDC AND BUILDING PERMIT	CM	03-01-2021
6	HDC AND BUILDING PERMIT	CM	05-17-2021

PROJECT MGI PROJECT NO. 07 31 2020

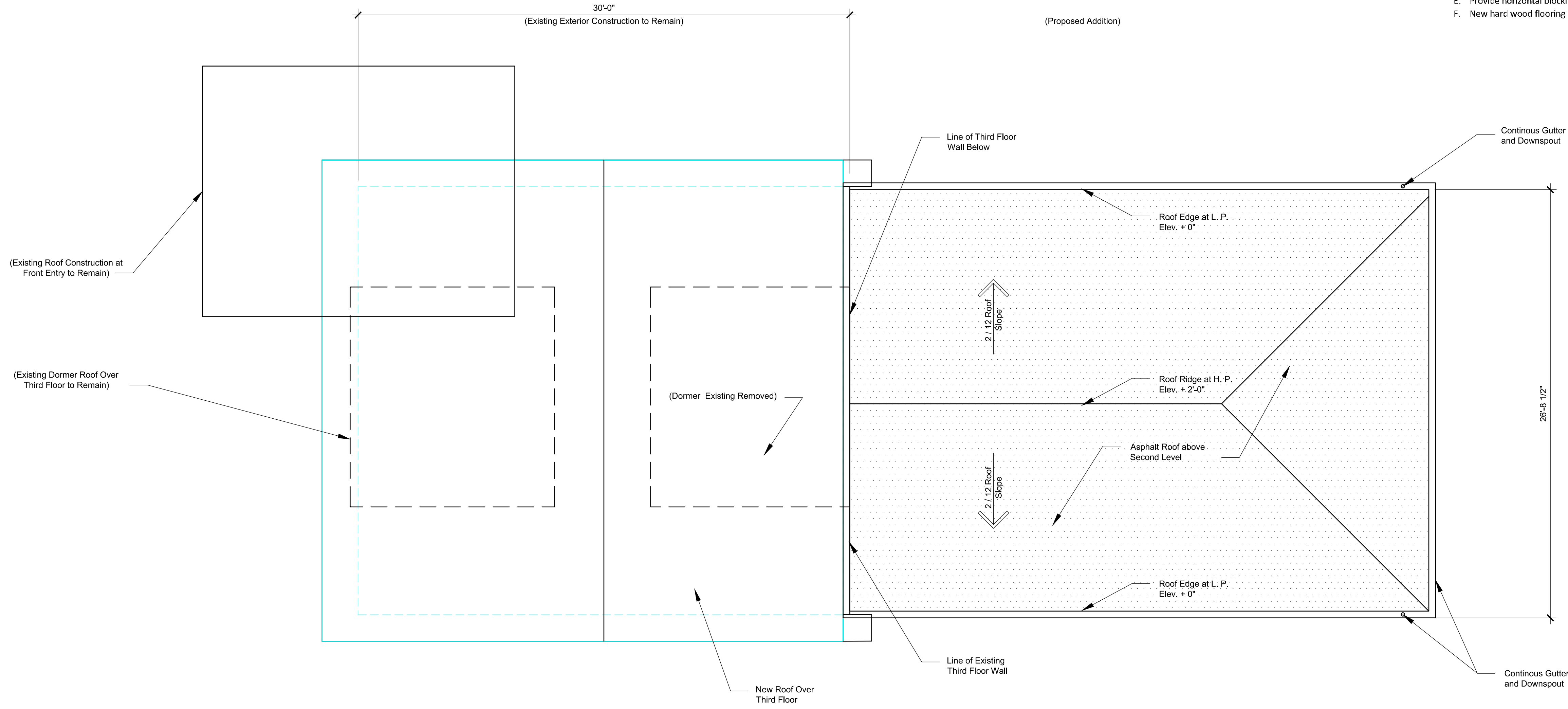
WHITFIELD RESIDENCE

DRAWING TITLE
THIRD FLOOR PLAN

DRAWING NO. **A3-03**
REVISION NO. **1**

SUPERCEDS ALL PRINTS BEARING PREVIOUS REVISION NUMBER

CEM FILE NAME: Sketch



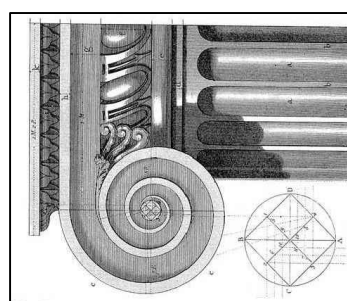
NORTH
ROOF PLAN
 SCALE: 1/4" = 1'-0"

Demolition Key Notes:

- Existing window to remain – restore, re-glaze, paint and re-caulk as required.
- Replace existing window to match existing style and size with new aluminum clad wood windows as manufactured by Pella "Series 450" Windows and Doors.
- New window aluminum clad wood windows as manufactured by Pella "Series 450" Windows and Doors set in new wall construction.
- Replace existing non-original door to with new all wood door as manufactured by Pella "Series 450" Windows and Doors.
- New all wood doors as manufactured by Pella "Series 450" Windows and Doors set in new wall construction
- Remove existing exterior wall construction down to existing foundation.
- Remove existing walls, flooring, ceilings, and roof construction in renovated area as required.
- Remove existing plumbing fixtures, existing abandon plumbing lines and existing abandon existing wiring not required in new construction.
- Existing door to remain.

General Key Notes:

- New partition 5/8" gypsum wall board on 2"x4" wood studs 16" O.C. with minimum R-19, 3 1/2" batt insulation continuous at first floor exterior walls.
- New partition 5/8" gypsum wall board on 2"x6" wood studs 16" O.C. with R-19, 3 1/2" batt insulation continuous at second and third floors exterior walls.
- Existing poured basement concrete foundation wall at basement floor slab to underside of first floor above.
- New 12" thick reinforced basement concrete foundation wall at basement floor slab to underside of first floor above.
- Provide horizontal blocking in walls to receive upper wall cabinets.
- New hard wood flooring on existing T&G sub-floor fastened to floor joist per APA Wood standards.



WHITFIELD HISTORIC RESIDENCE

858 Edison Street,
 Detroit, Michigan 48206
McCrary Group, LLC. charles@mccrarygroup.com
 Architectural Design & Engineering p: 313.333.4031

REV	DESCRIPTION	BY	DATE
1	HDC AND BUILDING PERMIT	CM	10-22-2020
2	HDC AND BUILDING PERMIT	CM	11-11-2020
3	HDC AND BUILDING PERMIT	CM	12-11-2020
4	HDC AND BUILDING PERMIT	CM	02-16-2021
5	HDC AND BUILDING PERMIT	CM	03-01-2021
6	HDC AND BUILDING PERMIT	CM	05-17-2021

SCALE: AS NOTED

DATE
 April 17, 2021

PROJECT MGI PROJECT NO. 07 31 2020

WHITFIELD RESIDENCE

DRAWING TITLE

ROOF PLAN

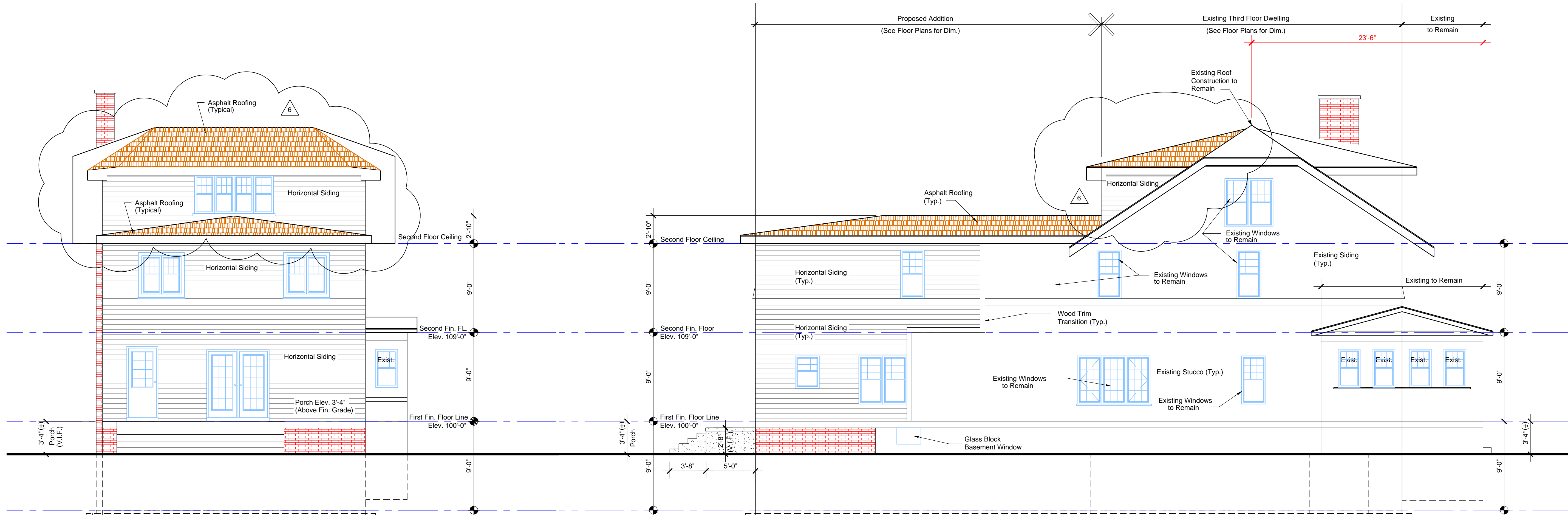
DRAWING NO. **A3-04**

REVISION NO.

1

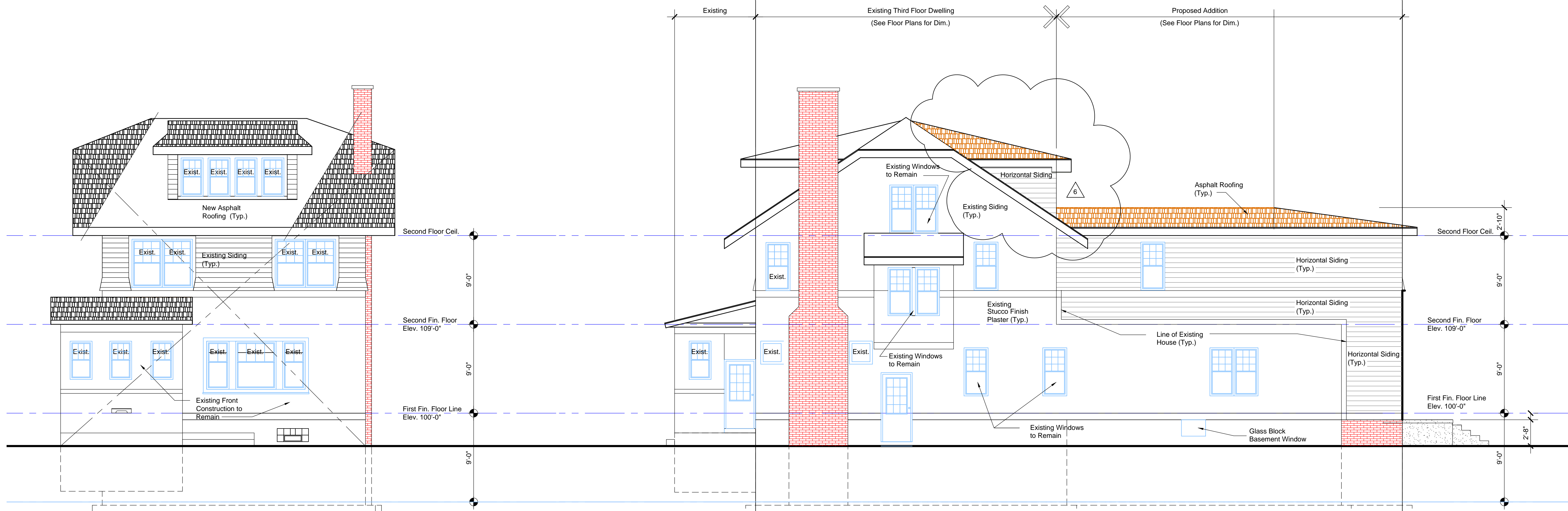
CEM FILE NAME: Sketch

SUPERCEDES ALL PRINTS BEARING PREVIOUS REVISION NUMBER



NORTH ELEVATION
SCALE: 3/16" = 1'-0"

WEST ELEVATION
SCALE: 3/16" = 1'-0"



SOUTH ELEVATION
SCALE: 3/16" = 1'-0"

EAST ELEVATION
SCALE: 3/16" = 1'-0"

Note:
See Sheet A3-01 First Floor Plan for
Windows Dimensions and Sizes

WHITFIELD HISTORIC RESIDENCE
858 Edison Street,
Detroit, Michigan 48206

McCrary Group, LLC. charles@mccrarygroup.com
Architectural Design & Engineering p: 313.333.4031

DATE: April 17, 2021

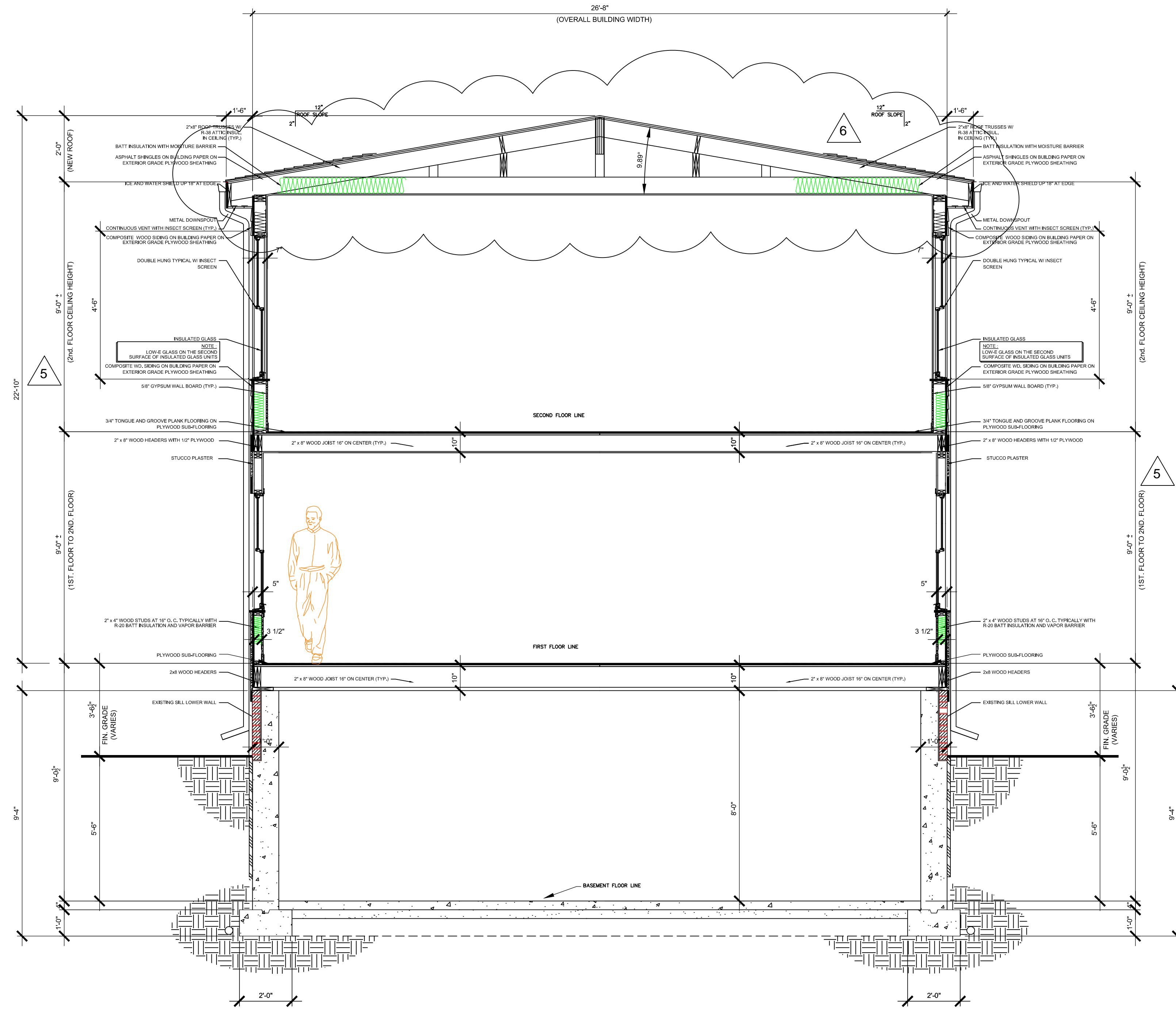
PROJECT: **WHITFIELD RESIDENCE**
MGJ PROJECT NO. 07 31 2020

DRAWING TITLE: **EXTERIOR ELEVATIONS**
DRAWING NO. **A4-01**
REVISION NO. **1**

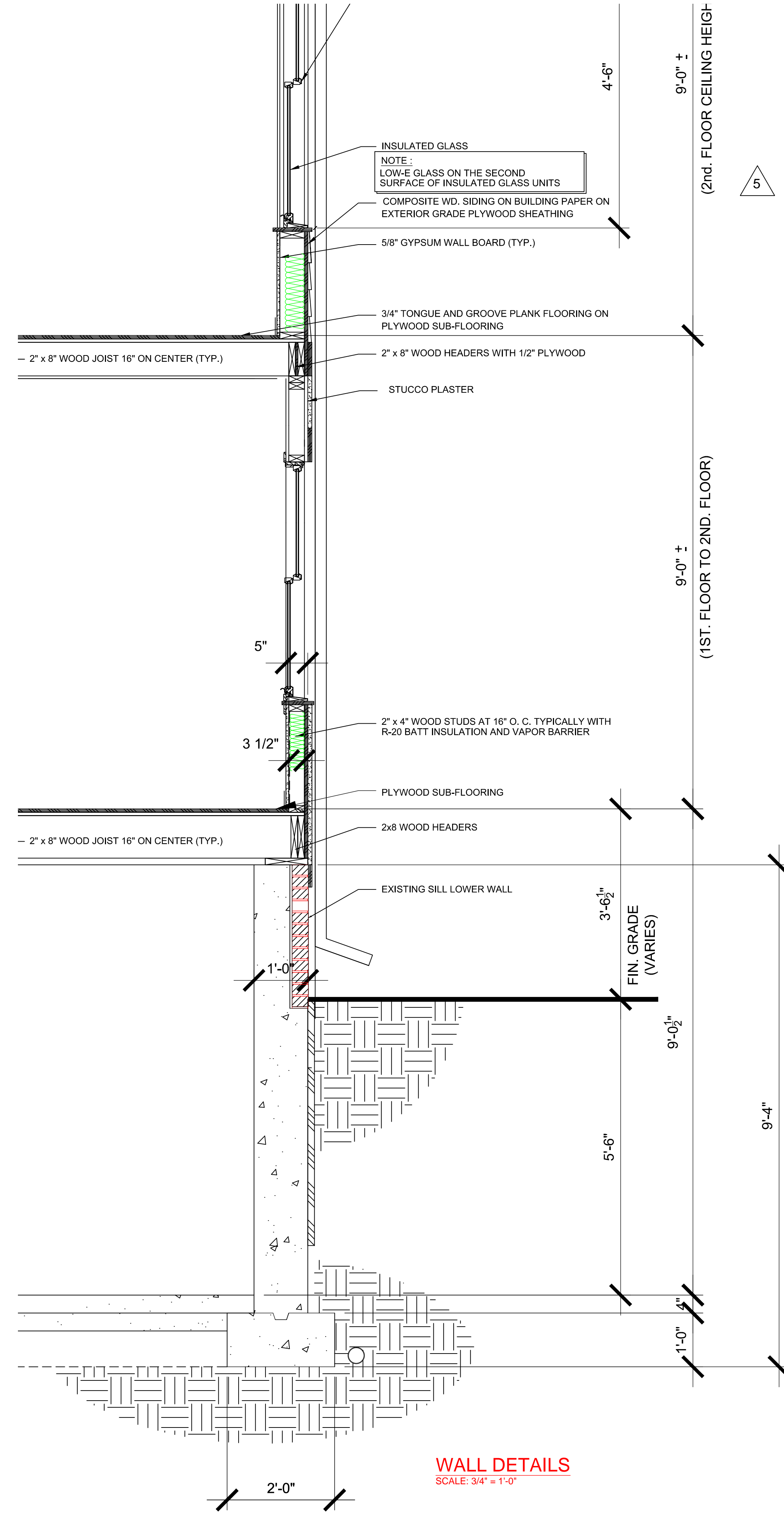
REV	DESCRIPTION	BY	DATE
1	HDC AND BUILDING PERMIT	CM	10-22-2020
2	HDC AND BUILDING PERMIT	CM	11-11-2020
3	HDC AND BUILDING PERMIT	CM	12-11-2020
4	HDC AND BUILDING PERMIT	CM	02-16-2021
5	HDC AND BUILDING PERMIT	CM	03-01-2021
6	HDC AND BUILDING PERMIT	CM	05-17-2021

SCALE: AS NOTED

SUPERCEDES ALL PRINTS BEARING PREVIOUS REVISION NUMBER



BUILDING CROSS SECTION
SCALE: 3/8" = 1'-0"



WALL DETAILS
SCALE: 3/4" = 1'-0"

WHITFIELD HISTORIC RESIDENCE

858 Edison Street,
Detroit, Michigan 48206

McCrary Group, LLC. charles@mccrarygroup.com
Architectural Design & Engineering p: 313.333.4031

REV	DESCRIPTION	BY	DATE
1	HDC AND BUILDING PERMIT	CM	10-22-2020
2	HDC AND BUILDING PERMIT	CM	11-11-2020
3	HDC AND BUILDING PERMIT	CM	12-11-2020
4	HDC AND BUILDING PERMIT	CM	02-16-2021
5	HDC AND BUILDING PERMIT	CM	03-01-2021
6	HDC AND BUILDING PERMIT	CM	05-17-2021

PROJECT MGI PROJECT NO. 08 05 2020
WHITFIELD RESIDENCE
DRAWING TITLE
BUILDING DETAILS
DRAWING NO. **A5-01**
REVISION NO. 1

SCALE: AS NOTED

DATE
April 17, 2021

CEM FILE NAME: Sketch

SUPERCEDES ALL PRINTS BEARING PREVIOUS REVISION NUMBER

COLOR SYSTEM E

ASSOCIATED ARCHITECTURAL STYLES: (14) PRAIRIE, (15) BUNGALOW

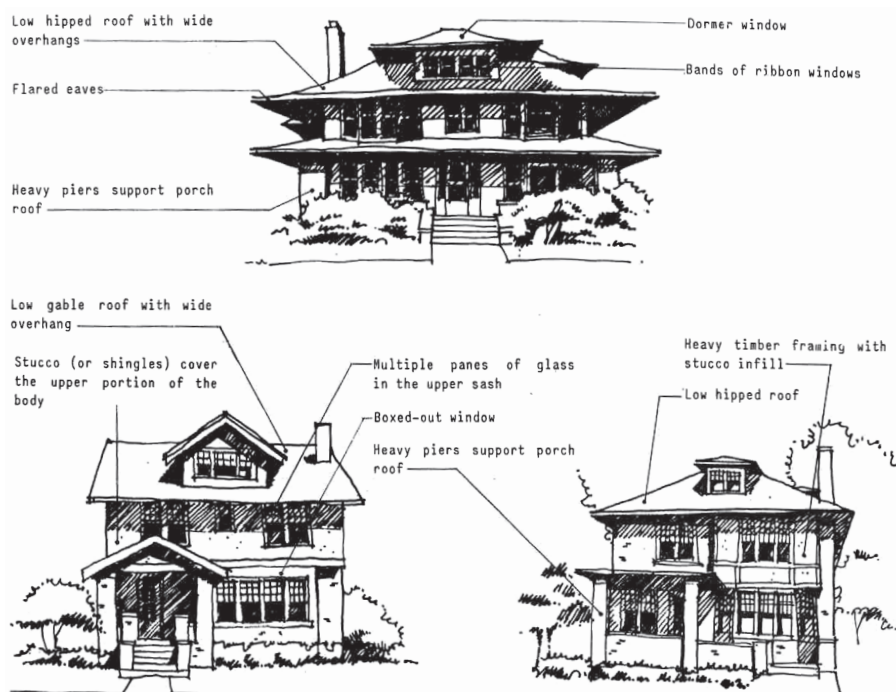
The Prairie School houses with their Neo-Georgian and Chicago School Vernacular spin-offs and the ubiquitous Bungalow Style, all more or less partake of the same color theory as the post-1900 English Revival houses. Both the Prairie School and the Bungalow houses, however, followed a trend toward the lighter colors introduced later in the century. If the owner wished to follow Color System D, he would certainly be historically correct in so doing, however, both Prairie and Bungalow Style houses permit a wider range of choice.

Those Neo-Georgian Vernacular houses that are touched by the Prairie Style (low hip roofs with side overhanging eaves, ribbon windows, a change of materials from the first to the second floors) should not be painted with the Colonial color palette as their name might suggest. Just as the Prairie details might have been grafted onto what is essentially a 4-square box, so the colors of the Prairie Style should be used.

Stucco houses of these styles might be painted in grays, yellows, browns, or when used only for the second floor which is stuccoed above a first floor of another material, one of two oranges. However, stark white was rarely used for Prairie or Bungalow (or for that matter Arts and Crafts) houses.

The heavy timber framing and shingles occasionally used on Prairie or Bungalow Style houses should be painted or stained a dark color to give what one early twentieth-century manufacturer called "the weathered idea of the old bungalow which gained its beauty largely by leaving the unprotected lumber to be exposed to the weather."

It is in the choice of trim colors that there is the greatest freedom, for the use of whites, grays, soft greens, browns, and yellows are all acceptable. Keeping in mind the need to provide color contrast between the trim and any shingles or stucco and half-timbering, (the stucco color should also be different than the half-timbering), grays, yellows, browns, greens and oranges would be appropriate trim colors. For houses of this type, one Detroit manufacturer suggested that "green is by far the most popular color for shutters, though in many instances they are painted to correspond to the body or trimmings of the house." Sash is "usually painted black, white, ivy green or deep rich colors such as copper browns.... If desired, one of the same shades may be used that is employed for the body of the house."



COLOR SYSTEM E

ACCEPTABLE COLOR COMBINATIONS *MS = MUNSELL STANDARD

BODY	TRIM	SASH	SHUTTERS
Stucco/Siding: Any system E color EXCEPT A:7, A:8, A:9, B:19 Use E:2 & E:3 on second floor only above another material	Any System E color to contrast body color	Match trim color or match body color or A:9, B:18, B:19	Match trim color, match body color, or A:8
Shingles/Heavy Timber: Stained or painted A:9, B:1, B:2, B:5, B:6, B:7, B:8, B:11, B:12, B:13, B:14, B:18	Any System E color to contrast body	Match trim color or match body color or A:9, B:18, B:19	Match trim color, match body color, or A:8
Existing brick or stone			

James Hardie Horizontal Siding and Wood Trim



A:1 Yellowish Gray
MS: 2.5Y 8/2



A:2 Light Olive Gray
MS: 10Y 6/1



A:3 Light Yellow
MS: 5Y 8/6




A:4 Pale Yellow
MS: 2.5Y 8.5/4



A:5 Grayish Yellow
MS: 2.5Y 7/4



A:8 Blackish Green
MS: 2.5BG 2/2



A:9 Moderate Reddish Brown
MS: 7.5R 3/6



B:1 Light Yellowish Brown
MS: 10YR 6/4



B:2 Dark Yellow
MS: 5Y 6/6



B:3 Light Yellow
MS: 2.5Y 8/6



B:4 Moderate Yellow
MS: 2.5Y 7/6



B:5 Light Brown
MS: 7.5YR 5/4



B:6 Moderate Brown
MS: 7.5YR 4/4



B:7 Moderate Yellowish Brown
MS: 10YR 5/4



B:8 Grayish Brown
MS: 5YR 3/2



B:11 Grayish Olive Green
MS: 5GY 4/2



B:12 Grayish Green
MS: 10G 4/2



B:13 Moderate Olive Brown
MS: 2.5Y 4/4



B:14 Dark Grayish Olive
MS: 10Y 2/2



B:15 Dark Grayish Yellow
MS: 5Y 6/4



B:17 Light Olive
MS: 10Y 5/4




B:18 Dark Reddish Brown
MS: 2.5YR 2/4



B:19 Black
MS: N 0.5/



C:4 Yellowish White
MS: 5Y 9/1



C:5 Yellowish White
MS: 2.5Y 9/2



D:1 Brownish Pink
MS: 7.5YR 7/2



D:2 Light Brown
MS: 5YR 6/4



E:1 Light Grayish Yellowish Brown
MS: 10YR 6/2



E:2 Strong Yellowish Brown
MS: 7.5YR 6/8



E:3 Grayish Reddish Orange
MS: 2.5YR 5/6



E:4 Grayish Yellow Green
MS: 7.5GY 6/2

FIND OUT MORE!
www.detroitmi.gov/hdc



Discover a whole new
SIDE OF HOME.

 **JamesHardie™**
Siding | Trim



HardieShingle®
Straight Edge
Cobble Stone

HardieTrim®
Boards
Arctic White

HardiePlank®
Lap Siding
Cobble Stone

Lasting beauty **BEGINS WITH THE FINISH.**

Our finishes help eliminate stress and reduce costly weather delays when it's too cold or damp to paint for extended periods. Now there's no reason to question whether or not sub-optimal painting conditions will negatively affect your paint job. In fact, there's no longer any need to paint on-site during installation.

ColorPlus® Technology finishes are fully cured in a controlled environment and arrive on your job site ready for year-round installation.



HardiePlank®

Thickness 5/16 in
Length 12 ft planks

SELECT CEDARMILL® & SMOOTH

Width	5.25 in	6.25 in	7.25 in	8.25 in	9.25 in*
Exposure	4 in	5 in	6 in	7 in	8 in
Prime Pcs/Pallet	360	308	252	230	190
ColorPlus Pcs/Pallet	324	280	252	210	—
Pcs/Sq	25.0	20.0	16.7	14.3	12.5

SELECT CEDARMILL®



SELECT CEDARMILL®

Width	5.25 in	6.25 in	7.25 in	8.25 in	9.25 in*
STATEMENT COLLECTION™			✓	✓	
DREAM COLLECTION™	✓	✓	✓	✓	
PRIME	✓	✓	✓	✓	✓

SMOOTH



SMOOTH

Width	5.25 in	6.25 in	7.25 in	8.25 in	9.25 in*
STATEMENT COLLECTION™					
DREAM COLLECTION™	✓	✓	✓	✓	
PRIME	✓	✓	✓	✓	✓

BEADED CEDARMILL®




BEADED CEDARMILL® & BEADED SMOOTH

Width	8.25 in
Exposure	7 in
Prime Pcs/Pallet	240
ColorPlus Pcs/Pallet	210
Pcs/Sq	14.3

STATEMENT COLLECTION™	
DREAM COLLECTION™	✓
PRIME	✓

BEADED SMOOTH



*9.25 in widths do not feature the drip edge

STATEMENT COLLECTION™


Make your next home stand out with our Statement Collection™ products. Carefully curated by our design experts specifically for your market, the collection brings together the most popular James Hardie ColorPlus® siding and trim styles, textures, and colors. This stunning selection is locally stocked and designed for simplicity - making it easier than ever to get a beautiful, long-lasting home exterior.

ColorPlus® Technology


Plank, Panel, Shingle and Batten Color Offering



Trim Color Offering



Soffit Color Offering



Colors shown are as accurate as printing methods will permit. Please see actual product sample for true color.



Pella® 450 Series Wood Windows and Patio Doors



Come on in and explore windows and patio doors offering beautiful wood craftsmanship, exceptional energy efficiency and Pella's most popular choices – all at a competitive price.

FEATURES AND OPTIONS

Personalize your windows and doors with our most requested design choices.

Visit pella.com/pella-450-series to see the complete list of features and options available on Pella® 450 Series products.

ENDURACLAD® ALUMINUM EXTERIOR FINISHES

Standard



White

Tan

Brown

Feature



Poplar White


Putty

Hartford Green

Brick Red

Black

PREFINISHED PINE INTERIORS



Natural

Golden Oak

Early American

Provincial

Special Walnut

Cherry

Red Mahogany

Dark Mahogany




White

Bright White

Linen White

Primed

SCREENS¹



Vivid View screens allow in 29% more light and 21% more airflow.² InView screens let in 14% more light and 8% more airflow² – plus, they're the standard option on all Pella 450 Series wood windows and patio doors.

HARDWARE



Double-Hung Window Sash Lift

Double-Hung Window Cam-Action Sash Lock

Casement and Awning Fold-Away Window Crank

Sliding Patio Door Handle

Hinged Patio Door Handle

Hardware Finishes



Hinged patio door hardware not available in Champagne and White.

¹ Warning: Use caution when children or pets are around open windows and doors. Screens are not designed to retain children or pets.

² Screen cloth airflow is based on calculated screen cloth openness. Screen cloth transmittance was measured using an integrated sphere spectrophotometer.

³ On hinged patio doors, Endura Hardware Collection offers superior corrosion resistance with a 10-year warranty. See written warranty for complete details at pella.com/warranty.

⁴ Oil-Rubbed Bronze is a living finish that will develop its own unique patina with use.



Pella® 450 Series Features and Options



GLASS

InsulShield® Low-E Glass Collection

Advanced Low-E insulating glass with argon*	O
AdvancedComfort double-pane glass with argon*	O
SunDefense™ Low-E insulating glass with argon*	O
NaturalSun Low-E insulating glass with argon*	O

Additional Energy-Efficient Glass Options

Clear insulating glass with argon*	O
Gray-, Bronze- or Green-tinted glass with argon**	O
Obscure glass*	O

* Optional high-altitude InsulShield Low-E insulating glass does not contain argon.

** Not available with blinds-between-the-glass on sliding patio doors.

EXTERIOR/INTERIOR FINISHES

EnduraClad® aluminum exterior	S
Unfinished Pine interior	S
Prefinished paint or primed interior	O
Prefinished stain (Pine)	O

ENDURA CLAD EXTERIOR COLORS

Standard colors (White, Tan or Brown)	S
Feature colors	O*

* Available in Poplar White, Putty, Hartford Green, Brick Red or Black only.

HARDWARE FINISHES

Windows and sliding patio doors

Champagne, White or Brown	S
Bright Brass*, Satin Nickel* or Oil-Rubbed Bronze**	O
Exterior handle matches EnduraClad exterior finish color (patio doors)	S

Hinged patio doors

Bright Brass*	S
Brown, Satin Nickel*, Oil-Rubbed Bronze**, Antique Brass or Chrome	O

* Endura Hardware Collection on hinged patio doors offers superior corrosion resistance with a 10-year warranty. See written warranty for complete details at pella.com/warranty.

** Oil-Rubbed Bronze is a living finish that will develop its own unique patina with use.

SASH LOCKS/SASH LIFTS

Surelock® System with Unison Lock System* (casement and awning windows)	S
Cam-action locks (double-hung windows)	S
Sash lifts (sold separately for double-hung windows)	O

* Unison Lock System is standard on casement and awning windows over 29" tall or wide, respectively. Dual sash locks and lifts are standard on large windows.

EASY-CLEAN FEATURES

Clean exterior glass from inside (casement, awning and double-hung windows)	S
Both sashes tilt at the bottom (double-hung windows)	S

HINGES

Match handle finish color (in-swing doors)	O
--	---

LOCKING SYSTEM

Hinged patio door multipoint locking system	S
Sliding patio door single-point locking system	S

PERMANENT GRILLES*

7/8" Simulated-Divided-Light grilles (wood roomside and EnduraClad exterior)	O
3/4" aluminum grilles-between-the-glass**	O

* Grille patterns offered may vary per product. See your local Pella sales representative for availability.

** Appearance of exterior grille color may vary depending on the Low-E insulating glass selection.

REMOVABLE GRILLES*

3/4" grilles (wood roomside only, no exterior)	O
--	---

* Grille patterns offered may vary per product. See your local Pella sales representative for availability.

SCREENS*

Window

InView™ flat screen	S
Vivid View® high-transparency flat screen	O

Hinged patio door

Exterior InView flat screen door (matches exterior color)	O
---	---


Sliding patio door

Top-hung InView flat screen door	O
----------------------------------	---

* Warning: Use caution when children or pets are around open windows and doors. Screens are not designed to retain children or pets.

(S) Standard (O) Optional

GRILLE PATTERNS



9-Lite Prairie

Traditional

Top Row

Cross

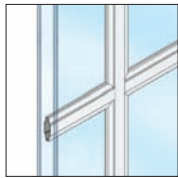
Custom (equally divided)

GRILLE TYPES

Permanent




7/8" Simulated-Divided-Light Grilles



3/4" Aluminum Grilles-Between-the-Glass

Removable



3/4" Roomside Wood Grilles

GRILLES-BETWEEN-THE-GLASS INTERIOR COLORS⁵




White



Tan⁶



Brown⁶



Ivory



Harvest



Cordovan



Brickstone

⁵ Appearance of exterior grille color may vary depending on the Low-E insulating glass selection.

⁶ Only available with same colors on interior and exterior.