





Replacement Window Application

An **application** for replacement windows in a historic district **must include** these items.

- a) A City of Detroit Application for Building Permit #2. 
- b) A brochure or other information about the proposed replacement window that shows 
 - i. that the *configuration* of window panes is the same as in the original window,
 - ii. the *material* from which the replacement window is constructed,
 - iii. that the *color* conforms to the *Style and Color Guide* for the building, and
 - iv. the cost estimate for *each* proposed replacement window.
- c) Two (2) written repair cost estimates from experienced and reputable window repair companies. 
 - i. They must use the Commission's standard cost estimating worksheet.
 - ii. The Level I Preservation-Weatherization section of the worksheet shows the *minimum repair necessary* to preserve a window and to weatherize it.
 - iii. This section must be completed for each window to show the cost for each window of those repair items.
 - iv. The cost of other desired repair items also can be shown on the worksheet.
- d) Photographs (digital preferred) showing the deterioration of each window. 
- e) A statement from the applicant with the reasons for proposing replacement windows.



Check List Summary

Building permit fully completed

Information on proposed replacement window

Company Name CTI Contractor Services, LLC

Total Cost \$ _____



Repair contractor #1 completed cost estimate worksheet

Contractor Name _____

Repair Cost Estimate \$ _____



Repair contractor #2 completed cost estimate worksheet

Contractor Name _____

Repair Cost Estimate \$ _____

Photographs

Applicant's statement

Windows Rehabilitation Cost Estimates				Page	
		Estimated Cost per Window			
Façade					
Window Number/Location					
Level I: Preservation-Weatherization					
Exterior storm window-					
Existing storm - tune up					
New - installation/replacement					
Sill repair/stabilization					
Frame repair/stabilization					
Replace broken/missing glass					
Essential sash repair/stabilization					
Replace missing/broken sash (like kind)					
Caulking - exterior					
Weatherstripping - interior (basic)					
Subtotals					
Level II: Rehabilitation					
Glazing repair					
Scrape exterior and repaint					
Hardware - clean and working					
Sash ropes					
Integral weatherstripping					
Subtotals					
Level III: Restoration					
Remove and replace all glazing					
Fully repair all sash, sills, and frames					
Remove all exterior finishes and repaint					
Restore or refinish sash interior					
Other					
Subtotals					
Total Cost per Window					