
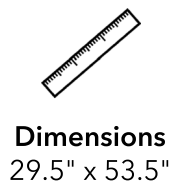




Pella® Impervia® Casement

Pella® Impervia® fiberglass casement windows can withstand extreme heat and cold, making them incredibly strong and durable. A durable, powder-coat finish provides the look of painted wood and lasts for years.





Operation / Venting
Left



Exterior Color
Black



Interior Color
Black

Insul



Enter Your Window Dimensions

Measure from inside your home, so you're looking at the interior of the window. Be sure to capture both width and height measurements.

Frame Width inches

Frame Height inches

How to Measure You...



\$\$

SIGN IN TO SAVE TO PROJECT

Unavailable online at this time. Save to a project to organize and track your products in one place.

✓ My Product Details

Pella Impervia casement windows open and close with the turn of a crank. Create sleek designs featuring slim profiles and more visible glass with our exceptionally strong fiberglass. And with a durable powder-coat finish, Pella Impervia casement windows deliver a timeless, long-lasting look.

- Made with Pella's patented Duracast® fiberglass composite material.
- Operable sizes up to 3' 1-1/2" x 6' 7-1/2".
- Performance Grade up to PG50.
- Limited opening and egress hardware available.

Additional Information

- [Warranty Information](#)
- [Owners Manual](#)
- [Product Registration](#)
- [Replacement Parts](#)
- [Help Library](#)

Frame Width	29.5
Frame Height	53.5
Operation / Venting	Left
Exterior Color	Black
Interior Color	Black
Insulated Type	Dual
Low-E Glass Style	Advanced Low-E Insulating Glass
Hardware Finish	Matte Black
Screen Option	Full Screen
Grille Type	No Grille
Installation Method	New Construction

U-Factor	0.27
SHGC	0.26
VLT	0.49
CPD	PEL-N-277-00567-00001
PG	50
Calculated Positive DP Rating	50
Calculated Negative DP Rating	60
Egress	Meets Typical 5.7 sqft (E) (United States Only)
Attachment Method	Standard Fin
Overall Rough Opening Width	30
Overall Rough Opening Height	54

FREQUENTLY ASKED QUESTIONS

If I put tinting on my glass will it void the warranty? —

If the tinting contributes to a defect in the product, the defect would not be covered under the warranty.

How long after I receive the product do I have to install it for it to be under warranty? +

Am I eligible for the lifetime coverage mentioned in the limited warranty? +


What do I have to do to get the warranty on my product? +

INSIDE THE PELLA IMPERVIA SERIES WINDOW

Made from our patented five-layer fiberglass material, Pella Impervia windows are on average 100x more impact-resistant than a leading wood/plastic composite product.⁵⁹ Tested from -40°F to 180°F, these windows can withstand some of the harshest conditions, making them strong and incredibly energy efficient.¹⁶



IMPERVIA WINDOW INSPIRATION



Sliding Window Invites Fresh Air Into Modern Bathroom

Black Windows Create Bold Contrast In Compact Kitchen

Cro