

TSS  
2254  
Atkinson

BILL TO:

SHIP TO:

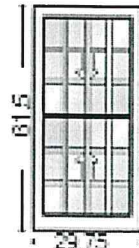
Quote  
Revised  
9/25

QUOTE #	QUOTE DATE	LOAD DATE	SHIP DATE	QUOTED BY
5751664	9/22/2020	Load Date Not Set	Quote Not Ordered	TeriJo Nichols
JOB NAME		CUSTOMER PO#	BUILDING/LOT #	CONTACT

LineItem #	Description
------------	-------------

1-1  
**Qty:** 10  
**Room Location:**  
 None Assigned  
**Note:**

Rough Opening: 30 3/4 X 62, Frame: 29 3/4 X 61 1/2  
 Wrapping - Clear Opening Calculations 26.047 X 26.969, Clear Opening Area: 4.88  
 Wrapping - Masonry Opening Calculations 30 3/16 X 61 11/16  
 Product Unit 1: Mira Premium Double Hung  
 Dimensions Custom, Frame Size 29.75 X 61.5  
 Color Exterior = White, Interior = Primed, Balance = White  
 Unit Type EZ Tilt  
 Unit Performance H-LC50 (DP +50/-70), Energy Star - North, U-Factor = 0.3, SHGC = 0.42, VLT = 0.52, CPD = PWG-M-96-01310-00001  
 Glass Unit 1: Low-E2+ PS/Argon, Double Glazed, Warm Edge Plus (WE+), Metal  
 Unit 1 Lower, 1 Upper: Annealed  
 Grilles 7/8" SDL w/o Shadow Bar, Colonial, Exterior = White, Interior = Primed, 4W3H  
 Hardware White, 2 Locks  
 Screen Full Screen, White, Shipped Separately  
 Wrapping - Frame Options Clips Installed, Remove All Fins  
 Wrapping - Exterior Casing None  
 Wrapping - Jamb Extension 4 9/16"



verify grid /  
Pattern!

9-75-7 1 da

LineItem #	Description
------------	-------------

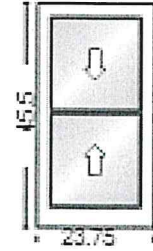
1-2  
**Qty:** 10  
**Room Location:**  
 None Assigned  
**Note:**

Unit 1 Screen, Size: 29.75 x 61.5, Screen Color: White, Screen Width: 28  
 Screen Height: 59.5

QUOTE #	QUOTE DATE	LOAD DATE	SHIP DATE	QUOTED BY
5751664	9/22/2020	Load Date Not Set	Quote Not Ordered	TeriJo Nichols
JOB NAME		CUSTOMER PO#	BUILDING/LOT #	CONTACT

LineItem #	Description
------------	-------------

2-1 Rough Opening: 24 3/4 X 46, Frame: 23 3/4 X 45 1/2  
 Wrapping - Clear Opening Calculations 20.047 X 18.969, Clear Opening Area: 2.64  
 Wrapping - Masonry Opening Calculations 24 3/16 X 45 11/16  
 Product Unit 1: Mira Premium Double Hung  
 Dimensions Custom, Frame Size 23.75 X 45.5  
 Color Exterior = White, Interior = Primed, Balance = White  
 Unit Type EZ Tilt  
 Unit Performance H-LC50 (DP +50/-70), Energy Star - North, U-Factor = 0.3, SHGC = 0.42, VLT = 0.52, CPD = PWG-M-96-01310-00001  
 Glass Unit 1: Low-E2+ PS/Argon, Double Glazed, Warm Edge Plus (WE+), Metal  
 Unit 1 Lower, 1 Upper: Annealed  
 Hardware White, 1 Lock  
 Screen Full Screen, White, Shipped Separately  
 Wrapping - Frame Options Clips Installed, Remove All Fins  
 Wrapping - Exterior Casing None  
 Wrapping - Jamb Extension 4 9/16"



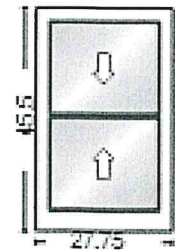
★ 462.10

LineItem #	Description
------------	-------------

2-2 Unit 1 Screen, Size: 23.75 x 45.5, Screen Color: White, Screen Width: 22  
 Screen Height: 43.5  
 Qty: 1  
 Room Location: None Assigned  
 Note:

LineItem #	Description
------------	-------------

3-1 Rough Opening: 28 3/4 X 46, Frame: 27 3/4 X 45 1/2  
 Wrapping - Clear Opening Calculations 24.047 X 18.969, Clear Opening Area: 3.17  
 Wrapping - Masonry Opening Calculations 28 3/16 X 45 11/16  
 Product Unit 1: Mira Premium Double Hung  
 Dimensions Custom, Frame Size 27.75 X 45.5  
 Color Exterior = White, Interior = Primed, Balance = White  
 Unit Type EZ Tilt  
 Unit Performance H-LC50 (DP +50/-70), Energy Star - North, U-Factor = 0.3, SHGC = 0.42, VLT = 0.52, CPD = PWG-M-96-01310-00001  
 Glass Unit 1: Low-E2+ PS/Argon, Double Glazed, Warm Edge Plus (WE+), Metal  
 Unit 1 Lower, 1 Upper: Annealed  
 Hardware White, 1 Lock  
 Screen Full Screen, White, Shipped Separately  
 Wrapping - Frame Options Clips Installed, Remove All Fins  
 Wrapping - Exterior Casing None  
 Wrapping - Jamb Extension 4 9/16"



★ 490.34  
la

QUOTE #	QUOTE DATE	LOAD DATE	SHIP DATE	QUOTED BY
5751664	9/22/2020	Load Date Not Set	Quote Not Ordered	TeriJo Nichols
JOB NAME		CUSTOMER PO#	BUILDING/LOT #	CONTACT

LineItem #	Description
------------	-------------

3-2 Unit 1 Screen, Size: 27.75 x 45.5, Screen Color: White, Screen Width: 26  
Screen Height: 43.5

Qty: 2

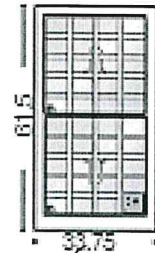
Room Location:

None Assigned

Note:

LineItem #	Description
------------	-------------

4-1 Rough Opening: 34 3/4 X 62, Frame: 33 3/4 X 61 1/2  
Wrapping - Clear Opening Calculations 30.047 X 26.969, Clear Opening Area: 5.63  
Wrapping - Masonry Opening Calculations 34 3/16 X 61 11/16  
Product Unit 1: Mira Premium Double Hung  
Dimensions Custom, Frame Size 33.75 X 61.5  
Color Exterior = White, Interior = Primed, Balance = White  
Unit Type EZ Tilt  
Unit Performance H-LC50 (DP +50/-70), Energy Star - North, U-Factor = 0.29, SHGC = 0.41, VLT = 0.52, CPD = PWG-M-96-01070-00001  
Glass Unit 1: Low-E2+ PS/Argon, Double Glazed, Warm Edge Plus (WE+), Non-Metal  
Unit 1 Lower, 1 Upper: Tempered  
Grilles 7/8" SDL w/o Shadow Bar, Colonial, Exterior = White, Interior = Primed, 4W5H  
Hardware White, 2 Locks  
Screen Full Screen, White, Shipped Separately  
Wrapping - Frame Options Clips Installed, Remove All Fins  
Wrapping - Exterior Casing None  
Wrapping - Jamb Extension 4 9/16"



*Verify grid pattern!*

*\* 1,200.75*

LineItem #	Description
------------	-------------

4-2 Unit 1 Screen, Size: 33.75 x 61.5, Screen Color: White, Screen Width: 32  
Screen Height: 59.5

Qty: 1

Room Location:

None Assigned

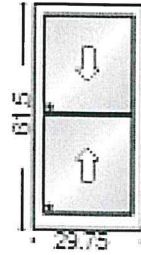
Note:



QUOTE #	QUOTE DATE	LOAD DATE	SHIP DATE	QUOTED BY
5751664	9/22/2020	Load Date Not Set	Quote Not Ordered	TeriJo Nichols
JOB NAME		CUSTOMER PO#	BUILDING/LOT #	CONTACT

LineItem #	Description
------------	-------------

5-1 Rough Opening: 30 3/4 X 62, Frame: 29 3/4 X 61 1/2  
 Wrapping - Clear Opening Calculations 26.047 X 26.969, Clear Opening Area: 4.88  
 Room Location: Wrapping - Masonry Opening Calculations 30 3/16 X 61 11/16  
 None Assigned Product Unit 1:Mira Premium Double Hung  
 Note: Dimensions Custom, Frame Size 29.75 X 61.5  
 Color Exterior = White, Interior = Primed, Balance = White  
 Unit Type EZ Tilt  
 Unit Performance H-LC50 (DP +50/-70), Energy Star - North, U-Factor = 0.29, SHGC = 0.41, VLT = 0.52, CPD = PWG-M-96-01070-00001  
 Glass Unit 1: Low-E2+ PS/Argon, Double Glazed, Warm Edge Plus (WE+), Non-Metal  
 Unit 1 Lower, 1 Upper: Tempered  
 Hardware White, 2 Locks  
 Screen Full Screen, White, Shipped Separately  
 Wrapping - Frame Options Clips Installed, Remove All Fins  
 Wrapping - Exterior Casing None  
 Wrapping - Jamb Extension 4 9/16"



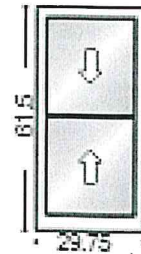
~~\*~~ 697.05

LineItem #	Description
------------	-------------

5-2 Unit 1 Screen, Size: 29.75 x 61.5, Screen Color: White, Screen Width: 28  
 Qty: 1 Screen Height: 59.5  
 Room Location:  
 None Assigned  
 Note:

LineItem #	Description
------------	-------------

6-1 Rough Opening: 30 3/4 X 62, Frame: 29 3/4 X 61 1/2  
 Qty: 4 Wrapping - Clear Opening Calculations 26.047 X 26.969, Clear Opening Area: 4.88  
 Room Location: Wrapping - Masonry Opening Calculations 30 3/16 X 61 11/16  
 None Assigned Product Unit 1:Mira Premium Double Hung  
 Note: Dimensions Custom, Frame Size 29.75 X 61.5  
 Color Exterior = White, Interior = Primed, Balance = White  
 Unit Type EZ Tilt  
 Unit Performance H-LC50 (DP +50/-70), Energy Star - North, U-Factor = 0.3, SHGC = 0.42, VLT = 0.52, CPD = PWG-M-96-01310-00001  
 Glass Unit 1: Low-E2+ PS/Argon, Double Glazed, Warm Edge Plus (WE+), Metal  
 Unit 1 Lower, 1 Upper: Annealed  
 Hardware White, 2 Locks  
 Screen Full Screen, White, Shipped Separately  
 Wrapping - Frame Options Clips Installed, Remove All Fins  
 Wrapping - Exterior Casing None  
 Wrapping - Jamb Extension 4 9/16"



600.55  
 la

QUOTE #	QUOTE DATE	LOAD DATE	SHIP DATE	QUOTED BY
5751664	9/22/2020	Load Date Not Set	Quote Not Ordered	TeriJo Nichols
JOB NAME		CUSTOMER PO#	BUILDING/LOT #	CONTACT

LineItem #	Description
------------	-------------

6-2 Unit 1 Screen, Size: 29.75 x 61.5, Screen Color: White, Screen Width: 28  
 Qty: 4 Screen Height: 59.5

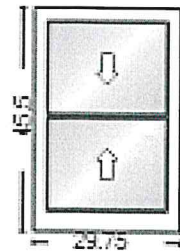
Room Location:

None Assigned

Note:

LineItem #	Description
------------	-------------

7-1 Rough Opening: 30 3/4 X 46, Frame: 29 3/4 X 45 1/2  
 Qty: 2 Wrapping - Clear Opening Calculations 26.047 X 18.969, Clear Opening  
 Room Location: Area: 3.43  
 None Assigned Wrapping - Masonry Opening Calculations 30 3/16 X 45 11/16  
 Note: Product Unit 1: Mira Premium Double Hung  
 Dimensions Custom, Frame Size 29.75 X 45.5  
 Color Exterior = White, Interior = Primed, Balance = White  
 Unit Type EZ Tilt  
 Unit Performance H-LC50 (DP +50/-70), No Thermal Requirement,  
 U-Factor = 0.33, SHGC = 0.28, VLT = 0.51, CPD =  
 PWG-M-96-00688-00001  
 Glass Unit 1: Low-E/Argon, Double Glazed, Warm Edge (WE), Metal,  
 Common Glass Options = Options Differ per Pane  
 Unit 1 Lower: Annealed, Obscure  
 Unit 1 Upper: Annealed  
 Hardware White, 2 Locks  
 Screen Full Screen, White, Shipped Separately  
 Wrapping - Frame Options Clips Installed, Remove All Fins  
 Wrapping - Exterior Casing None  
 Wrapping - Jamb Extension 4 9/16"



*Can't get energy star glass w/o BS*  
*U-78.75 la*

LineItem #	Description
------------	-------------

7-2 Unit 1 Screen, Size: 29.75 x 45.5, Screen Color: White, Screen Width: 28  
 Qty: 2 Screen Height: 43.5

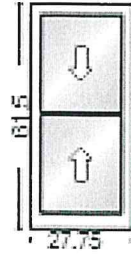
Room Location:

None Assigned

Note:

QUOTE #	QUOTE DATE	LOAD DATE	SHIP DATE	QUOTED BY
5751664	9/22/2020	Load Date Not Set	Quote Not Ordered	TeriJo Nichols
JOB NAME		CUSTOMER PO#	BUILDING/LOT #	CONTACT

LineItem #	Description
8-1	Rough Opening: 28 3/4 X 62, Frame: 27 3/4 X 61 1/2
Qty: 2	Wrapping - Clear Opening Calculations 24.047 X 26.969, Clear Opening Area: 4.5
Room Location:	Wrapping - Masonry Opening Calculations 28 3/16 X 61 11/16
None Assigned	Product Unit 1: Mira Premium Double Hung
Note:	Dimensions Custom, Frame Size 27.75 X 61.5
	Color Exterior = White, Interior = Primed, Balance = White
	Unit Type EZ Tilt
	Unit Performance H-LC50 (DP +50/-70), Energy Star - North, U-Factor = 0.3, SHGC = 0.42, VLT = 0.52, CPD = PWG-M-96-01310-00001
	Glass Unit 1: Low-E2+ PS/Argon, Double Glazed, Warm Edge Plus (WE+), Metal
	Unit 1 Lower, 1 Upper: Annealed
	Hardware White, 1 Lock
	Screen Full Screen, White, Shipped Separately
	Wrapping - Frame Options Clips Installed, Remove All Fins
	Wrapping - Exterior Casing None
	Wrapping - Jamb Extension 4 9/16"



~~590.15~~  
590.15  
la

LineItem #	Description
8-2	Unit 1 Screen, Size: 27.75 x 61.5, Screen Color: White, Screen Width: 26
Qty: 2	Screen Height: 59.5

Room Location:  
None Assigned  
Note:

Total Unit Quantity: 46

PROJECT	QUOTE
Unassigned Project	2254 ATKINSON
NOTES	
Order:	
Delivery:	
Job Comment:	

CUSTOMER SIGNATURE \_\_\_\_\_ DATE \_\_\_\_\_

17,661.68  
by 1,059.70  
~~18,721.38~~

Quote #: 5751664

Page 6 of 6

Quote Effective Date:

Printed: 9/25/2020 11:17:11 AM