

PROJECT DESCRIPTION:

20 X 320 SILFAB SOLAR SIL-320 BL MODULES
 ROOF MOUNTED SOLAR PHOTOVOLTAIC MODULES

SYSTEM SIZE: 6.40 kW DC STC
 ARRAY AREA: ROOF#1 - 183.00 SQ FT
 ARRAY AREA: ROOF#2 - 91.50 SQ FT
 ARRAY AREA: ROOF#3 - 91.50 SQ FT

AUTHORITIES HAVING JURISDICTION

BUILDING : WAYNE COUNTY
 ZONING : WAYNE COUNTY
 UTILITY : DTE ENERGY

EQUIPMENT SUMMARY

20 SILFAB SOLAR SIL-320 BL MODULES
 04 GENERAC PV LINK S2502 POWER OPTIMIZERS
 01 GENERAC PWRCELL X7602 7600W INVERTER

APPLICABLE CODES & STANDARDS

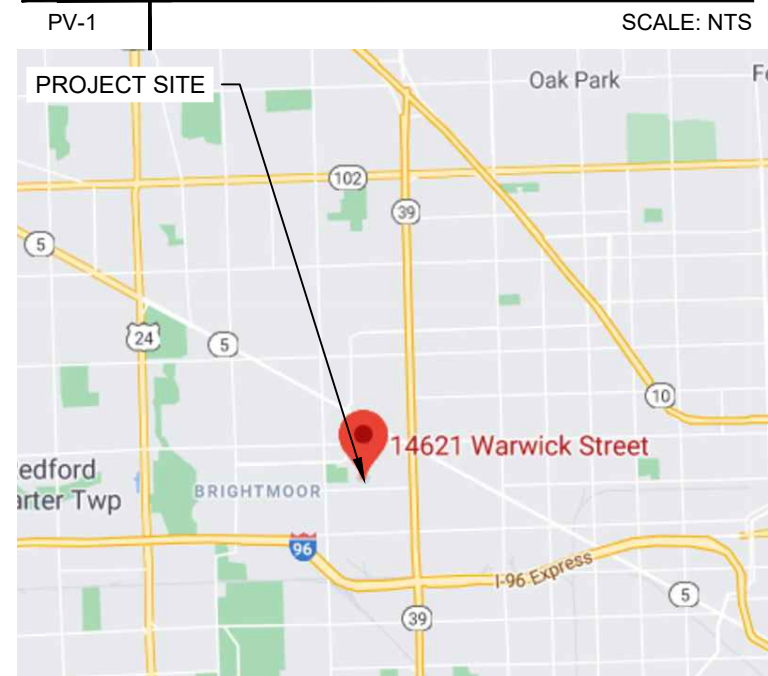
MICHIGAN RESIDENTIAL CODE 2015
 NEC 2017

DESIGN SPECIFICATIONS

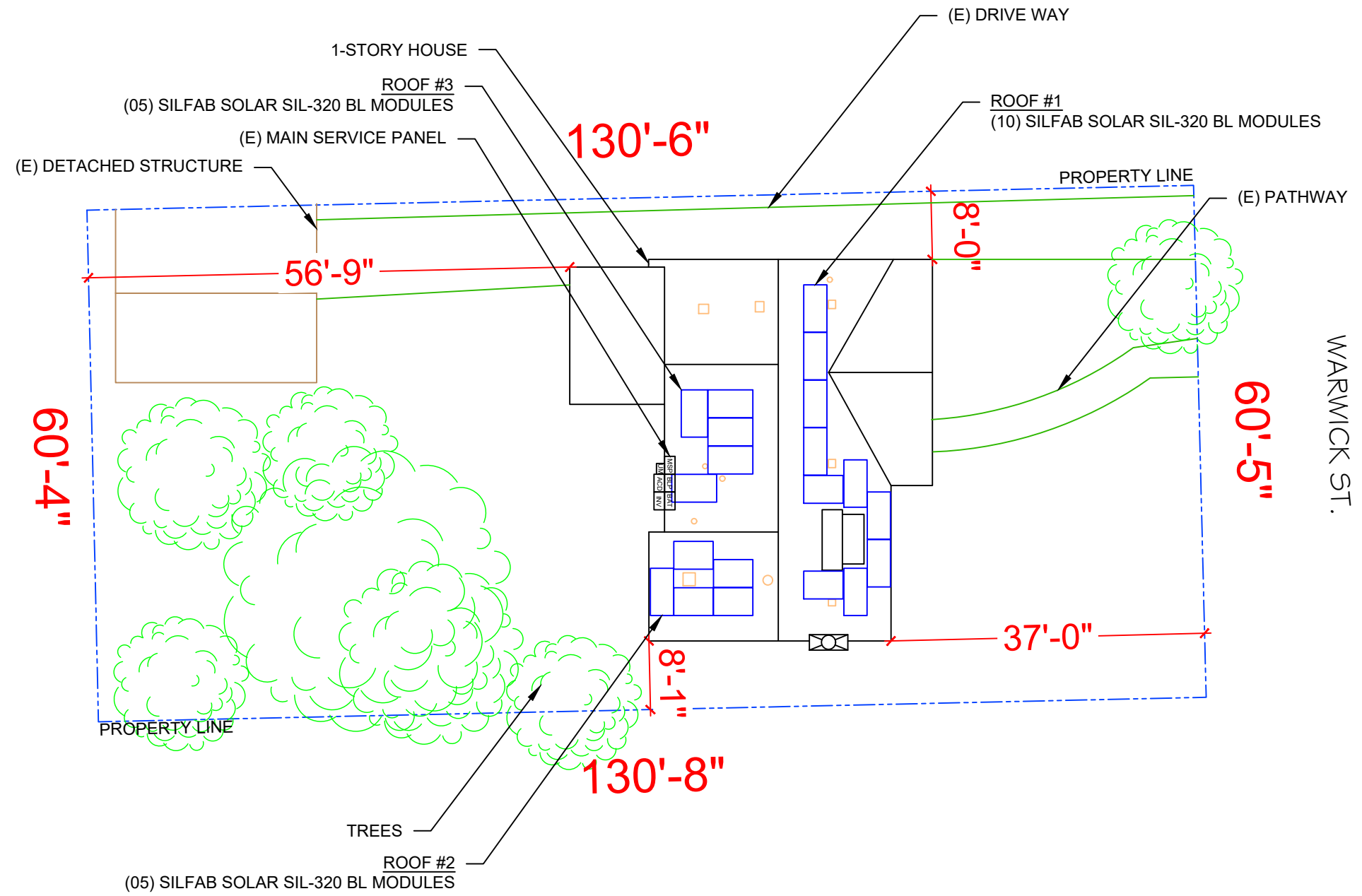
OCCUPANCY : II
 CONSTRUCTION : SINGLE-FAMILY
 ZONING : RESIDENTIAL
 GROUND SNOW LOAD : SEE STRUCTURAL LETTER
 WIND EXPOSURE : SEE STRUCTURAL LETTER
 WIND SPEED : SEE STRUCTURAL LETTER



2 HOUSE PHOTO




3 VICINITY MAP



1 PLOT PLAN & VICINITY MAP

PV-1 SCALE: 1/16" = 1'-0"



SHEET INDEX

PV-1	PLOT PLAN & VICINITY MAP
PV-2	ROOF PLAN & MODULES
PV-2A	STRING LAYOUT
PV-3	ATTACHMENT DETAIL
PV-4	ELECTRICAL LINE DIAGRAM
PV-5	WIRING CALCULATIONS
PV-6 to 12	EQUIPMENT SPECIFICATIONS

POWERHOME
 POWER HOME SOLAR, LLC
 "POWER YOUR FUTURE"
 919 N. MAIN ST.
 MOORESVILLE, NC 28115
 Phone: 704-800-6591 (OFFICE)
 Email: info@powerhome.com
 Web: www.powerhome.com

REVISIONS

DESCRIPTION	DATE	REV

Signature with Seal
 DATE: 9/10/2020

PROJECT NAME & ADDRESS
 JERMEELE V WILSON
 RESIDENCE
 14621 WARWICK ST.,
 DETROIT, MI 48223

SHEET NAME
PLOT PLAN & VICINITY MAP

SHEET SIZE
**ANSI B
 11" X 17"**

SHEET NUMBER
PV-1