

Paul Ward
47255 Michigan Ave.



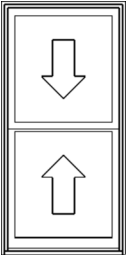
QUOTE BY : Paul Ward
SOLD TO : Blue Heron Builders
PO# :
Ship Via : Ground

QUOTE # : JW2007012QW - Version 0
SHIP TO :
PROJECT NAME :
REFERENCE :

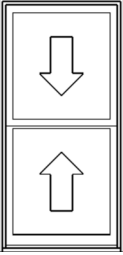
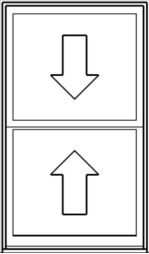
U-Factor Weighted Average: 0.29

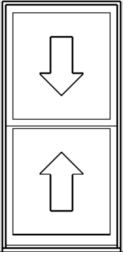
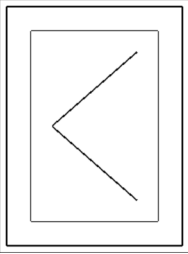
SHGC Weighted Average: 0.27

LINE	LOCATION SIZE INFO	BOOK CODE DESCRIPTION	NET UNIT PRICE	QTY	EXTENDED PRICE
Line 1	Main Floor - Living Room Rough Opening : 30 1/8 X 60 3/4	SWD2960 Frame Size : 29 3/8 X 60 (Outside Casing Size: 32 X 62 3/16), Siteline Wood Double Hung, Auralast Pine, Primed Exterior, Natural Interior, Brickmould, Standard Sill Nosing, DripCap, Chestnut Bronze Drip Cap, 5 1/4 Jamb, 4/4 Thick, Standard Double Hung, Tan Jambliner, Concealed Jambliner Chestnut Bronze Hardware, US National-WDMA/ASTM, PG 35, Insulated Low-E Annealed Glass, Protective Film, Black Spacer, Argon Filled, Traditional Glz Bd, BetterVue Mesh Brilliant White Screen, Product Does Not Qualify for Accidental Glass Breakage Warranty Coverage, GlassThick=0.698, Clear Opening:25.6w, 26.4h, 4.7 sf U-Factor: 0.29, SHGC: 0.27, VLT: 0.51, Energy Rating: 18.00, CR: 60.00, CPD: JEL-N-885-01789-00001 PEV 2020.2.0.2990/PDV 6.289 (06/03/20)NW	\$523.50	4	\$2,094.00



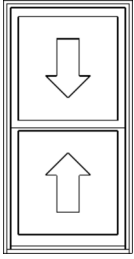
Viewed from Exterior. Standard

LINE	LOCATION SIZE INFO	BOOK CODE DESCRIPTION	NET UNIT PRICE	QTY	EXTENDED PRICE
Line 2	Main Floor - Dining Room Rough Opening : 30 1/8 X 60 3/4	SWD2960 Frame Size : 29 3/8 X 60 (Outside Casing Size: 32 X 62 3/16), Siteline Wood Double Hung, Auralast Pine, Primed Exterior, Natural Interior, Brickmould, Standard Sill Nosing, DripCap, Chestnut Bronze Drip Cap, 5 1/4 Jamb, 4/4 Thick, Standard Double Hung, Tan Jambliner, Concealed Jambliner Chestnut Bronze Hardware, US National-WDMA/ASTM, PG 35, Insulated Low-E Annealed Glass, Protective Film, Black Spacer, Argon Filled, Traditional Glz Bd, BetterVue Mesh Brilliant White Screen, Product Does Not Qualify for Accidental Glass Breakage Warranty Coverage, GlassThick=0.698, Clear Opening:25.6w, 26.4h, 4.7 sf U-Factor: 0.29, SHGC: 0.27, VLT: 0.51, Energy Rating: 18.00, CR: 60.00, CPD: JEL-N-885-01789-00001 PEV 2020.2.0.2990/PDV 6.289 (06/03/20)NW	\$523.50	2	\$1,047.00
	 <p>Viewed from Exterior. Standard</p>				
Line 3	Main Floor - Dining Room Rough Opening : 36 1/8 X 60 3/4	SWD3560 Frame Size : 35 3/8 X 60 (Outside Casing Size: 38 X 62 3/16), Siteline Wood Double Hung, Auralast Pine, Primed Exterior, Natural Interior, Brickmould, Standard Sill Nosing, DripCap, Chestnut Bronze Drip Cap, 5 1/4 Jamb, 4/4 Thick, Standard Double Hung, Tan Jambliner, Concealed Jambliner Chestnut Bronze Hardware, US National-WDMA/ASTM, PG 35, Insulated Low-E Annealed Glass, Protective Film, Black Spacer, Argon Filled, Traditional Glz Bd, BetterVue Mesh Brilliant White Screen, Product Does Not Qualify for Accidental Glass Breakage Warranty Coverage, GlassThick=0.698, Clear Opening:31.6w, 26.4h, 5.8 sf U-Factor: 0.29, SHGC: 0.27, VLT: 0.51, Energy Rating: 18.00, CR: 60.00, CPD: JEL-N-885-01789-00001 PEV 2020.2.0.2990/PDV 6.289 (06/03/20)NW	\$581.29	1	\$581.29
	 <p>Viewed from Exterior. Standard</p>				

LINE	LOCATION SIZE INFO	BOOK CODE DESCRIPTION	NET UNIT PRICE	QTY	EXTENDED PRICE
Line 4	Main Floor - Bedrooms Rough Opening : 30 1/8 X 60 3/4	SWD2960 Frame Size : 29 3/8 X 60 (Outside Casing Size: 32 X 62 3/16), Siteline Wood Double Hung, Auralast Pine, Primed Exterior, Natural Interior, Brickmould, Standard Sill Nosing, DripCap, Chestnut Bronze Drip Cap, 5 1/4 Jamb, 4/4 Thick, Standard Double Hung, Tan Jambliner, Concealed Jambliner Chestnut Bronze Hardware, US National-WDMA/ASTM, PG 35, Insulated Low-E Annealed Glass, Protective Film, Black Spacer, Argon Filled, Traditional Glz Bd, BetterVue Mesh Brilliant White Screen, Product Does Not Qualify for Accidental Glass Breakage Warranty Coverage, GlassThick=0.698, Clear Opening:25.6w, 26.4h, 4.7 sf U-Factor: 0.29, SHGC: 0.27, VLT: 0.51, Energy Rating: 18.00, CR: 60.00, CPD: JEL-N-885-01789-00001 PEV 2020.2.0.2990/PDV 6.289 (06/03/20)NW	\$523.50	3	\$1,570.50
	 Viewed from Exterior. Standard				
Line 5	Main Floor - Bedrooms Rough Opening : 18 3/4 X 24 3/4	SWC1824 Frame Size : 18 X 24 (Outside Casing Size: 21 X 26 7/16), Siteline Wood Casement, Auralast Pine, Primed Exterior, Natural Interior, Brickmould, Standard Sill Nosing, DripCap, Chestnut Bronze Drip Cap, 5 1/4 Jamb, 4/4 Thick, Hinge Left, Nesting Crank Handle, Chestnut Bronze Hardware, US National-WDMA/ASTM, PG 35, Insulated Low-E Annealed Glass, Protective Film, Black Spacer, Argon Filled, Traditional Glz Bd, BetterVue Mesh Brilliant White Screen, Product Does Not Qualify for Accidental Glass Breakage Warranty Coverage, GlassThick=0.698, Clear Opening:8.1w, 19.5h, 1.1 sf U-Factor: 0.28, SHGC: 0.25, VLT: 0.48, Energy Rating: 19.00, CR: 62.00, CPD: JEL-N-881-02759-00001 PEV 2020.2.0.2990/PDV 6.289 (06/03/20)NW	\$302.47	3	\$907.41
	 Viewed from Exterior. Standard				

LINE	LOCATION SIZE INFO	BOOK CODE DESCRIPTION	NET UNIT PRICE	QTY	EXTENDED PRICE
------	-----------------------	--------------------------	-------------------	-----	-------------------

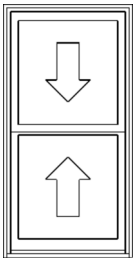
Line 6 Main Floor - Kitchen
Rough Opening : 28 1/8 X 54 3/4



Viewed from Exterior. Standard

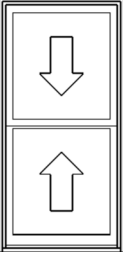
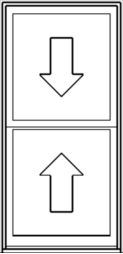
Frame Size : 27 3/8 X 54
(Outside Casing Size: 30 X 56 3/16),
Siteline Wood Double Hung, Auralast Pine,
Primed Exterior,
Natural Interior,
Brickmould, Standard Sill Nosing, DripCap, Chestnut Bronze Drip Cap,
5 1/4 Jamb, 4/4 Thick,
Standard Double Hung, Tan Jambliner, Concealed Jambliner
Chestnut Bronze Hardware,
US National-WDMA/ASTM, PG 35,
Insulated Low-E Annealed Glass, Protective Film, Black Spacer, Argon
Filled, Traditional Glz Bd,
BetterVue Mesh Brilliant White Screen,
Product Does Not Qualify for Accidental Glass Breakage Warranty Coverage,
Custom-Width, *Custom-Height*, GlassThick=0.698, Clear
Opening:23.6w, 23.4h, 3.8 sf
U-Factor: 0.29, SHGC: 0.27, VLT: 0.51, Energy Rating: 18.00, CR: 60.00,
CPD: JEL-N-885-01789-00001
PEV 2020.2.0.2990/PDV 6.289 (06/03/20)NW
\$631.42 2 \$1,262.84

Line 7 Main Floor -
Bathroom
Rough Opening : 28 1/8 X 54 3/4



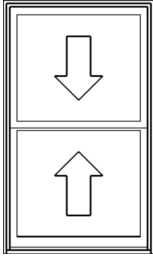
Viewed from Exterior. Standard

Frame Size : 27 3/8 X 54
(Outside Casing Size: 30 X 56 3/16),
Siteline Wood Double Hung, Auralast Pine,
Primed Exterior,
Natural Interior,
Brickmould, Standard Sill Nosing, DripCap, Chestnut Bronze Drip Cap,
5 1/4 Jamb, 4/4 Thick,
Standard Double Hung, Tan Jambliner, Concealed Jambliner
Chestnut Bronze Hardware,
US National-WDMA/ASTM, PG 35,
Insulated Low-E Annealed Glass, Protective Film, Black Spacer, Argon
Filled, Traditional Glz Bd,
BetterVue Mesh Brilliant White Screen,
Product Does Not Qualify for Accidental Glass Breakage Warranty Coverage,
Custom-Width, *Custom-Height*, GlassThick=0.698, Clear
Opening:23.6w, 23.4h, 3.8 sf
U-Factor: 0.29, SHGC: 0.27, VLT: 0.51, Energy Rating: 18.00, CR: 60.00,
CPD: JEL-N-885-01789-00001
PEV 2020.2.0.2990/PDV 6.289 (06/03/20)NW
\$631.42 1 \$631.42

LINE	LOCATION SIZE INFO	BOOK CODE DESCRIPTION	NET UNIT PRICE	QTY	EXTENDED PRICE
Line 8	Upper Floor - Living Room Rough Opening : 30 1/8 X 60 3/4	SWD2960 Frame Size : 29 3/8 X 60 (Outside Casing Size: 32 X 62 3/16), Siteline Wood Double Hung, Auralast Pine, Primed Exterior, Natural Interior, Brickmould, Standard Sill Nosing, DripCap, Chestnut Bronze Drip Cap, 5 1/4 Jamb, 4/4 Thick, Standard Double Hung, Tan Jambliner, Concealed Jambliner Chestnut Bronze Hardware, US National-WDMA/ASTM, PG 35, Insulated Low-E Annealed Glass, Protective Film, Black Spacer, Argon Filled, Traditional Glz Bd, BetterVue Mesh Brilliant White Screen, Product Does Not Qualify for Accidental Glass Breakage Warranty Coverage, GlassThick=0.698, Clear Opening:25.6w, 26.4h, 4.7 sf U-Factor: 0.29, SHGC: 0.27, VLT: 0.51, Energy Rating: 18.00, CR: 60.00, CPD: JEL-N-885-01789-00001 PEV 2020.2.0.2990/PDV 6.289 (06/03/20)NW	\$523.50	4	\$2,094.00
	 <p>Viewed from Exterior. Standard</p>				
Line 9	Upper Floor - Dining Room Rough Opening : 30 1/8 X 60 3/4	SWD2960 Frame Size : 29 3/8 X 60 (Outside Casing Size: 32 X 62 3/16), Siteline Wood Double Hung, Auralast Pine, Primed Exterior, Natural Interior, Brickmould, Standard Sill Nosing, DripCap, Chestnut Bronze Drip Cap, 5 1/4 Jamb, 4/4 Thick, Standard Double Hung, Tan Jambliner, Concealed Jambliner Chestnut Bronze Hardware, US National-WDMA/ASTM, PG 35, Insulated Low-E Annealed Glass, Protective Film, Black Spacer, Argon Filled, Traditional Glz Bd, BetterVue Mesh Brilliant White Screen, Product Does Not Qualify for Accidental Glass Breakage Warranty Coverage, GlassThick=0.698, Clear Opening:25.6w, 26.4h, 4.7 sf U-Factor: 0.29, SHGC: 0.27, VLT: 0.51, Energy Rating: 18.00, CR: 60.00, CPD: JEL-N-885-01789-00001 PEV 2020.2.0.2990/PDV 6.289 (06/03/20)NW	\$523.50	2	\$1,047.00
	 <p>Viewed from Exterior. Standard</p>				

LINE	LOCATION SIZE INFO	BOOK CODE DESCRIPTION	NET UNIT PRICE	QTY	EXTENDED PRICE
------	-----------------------	--------------------------	-------------------	-----	-------------------

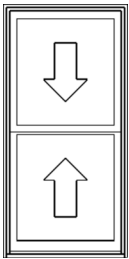
Line 10 Upper Floor - Dining Room
Rough Opening : 36 1/8 X 60 3/4



Viewed from Exterior. Standard

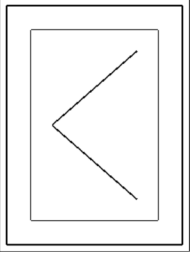
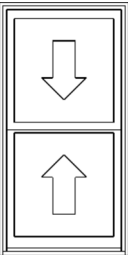
SWD3560
 Frame Size : 35 3/8 X 60
 (Outside Casing Size: 38 X 62 3/16),
 Sitrine Wood Double Hung, Auralast Pine,
 Primed Exterior,
 Natural Interior,
 Brickmould, Standard Sill Nosing, DripCap, Chestnut Bronze Drip Cap,
 5 1/4 Jamb, 4/4 Thick,
 Standard Double Hung, Tan Jambliner, Concealed Jambliner
 Chestnut Bronze Hardware,
 US National-WDMA/ASTM, PG 35,
 Insulated Low-E Annealed Glass, Protective Film, Black Spacer, Argon Filled, Traditional Glz Bd,
 BetterVue Mesh Brilliant White Screen,
 Product Does Not Qualify for Accidental Glass Breakage Warranty Coverage,
 GlassThick=0.698, Clear Opening:31.6w, 26.4h, 5.8 sf
 U-Factor: 0.29, SHGC: 0.27, VLT: 0.51, Energy Rating: 18.00, CR: 60.00,
 CPD: JEL-N-885-01789-00001
 PEV 2020.2.0.2990/PDV 6.289 (06/03/20)NW
 \$581.29 1 \$581.29

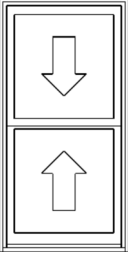
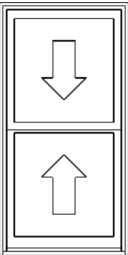
Line 11 Upper Floor - Bedrooms
Rough Opening : 30 1/8 X 60 3/4



Viewed from Exterior. Standard

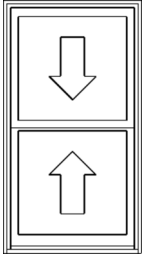
SWD2960
 Frame Size : 29 3/8 X 60
 (Outside Casing Size: 32 X 62 3/16),
 Sitrine Wood Double Hung, Auralast Pine,
 Primed Exterior,
 Natural Interior,
 Brickmould, Standard Sill Nosing, DripCap, Chestnut Bronze Drip Cap,
 5 1/4 Jamb, 4/4 Thick,
 Standard Double Hung, Tan Jambliner, Concealed Jambliner
 Chestnut Bronze Hardware,
 US National-WDMA/ASTM, PG 35,
 Insulated Low-E Annealed Glass, Protective Film, Black Spacer, Argon Filled, Traditional Glz Bd,
 BetterVue Mesh Brilliant White Screen,
 Product Does Not Qualify for Accidental Glass Breakage Warranty Coverage,
 GlassThick=0.698, Clear Opening:25.6w, 26.4h, 4.7 sf
 U-Factor: 0.29, SHGC: 0.27, VLT: 0.51, Energy Rating: 18.00, CR: 60.00,
 CPD: JEL-N-885-01789-00001
 PEV 2020.2.0.2990/PDV 6.289 (06/03/20)NW
 \$523.50 3 \$1,570.50

LINE	LOCATION SIZE INFO	BOOK CODE DESCRIPTION	NET UNIT PRICE	QTY	EXTENDED PRICE
Line 12	Upper Floor - Bedrooms Rough Opening : 18 3/4 X 24 3/4	SWC1824 Frame Size : 18 X 24 (Outside Casing Size: 21 X 26 7/16), Siteline Wood Casement, Auralast Pine, Primed Exterior, Natural Interior, Brickmould, Standard Sill Nosing, DripCap, Chestnut Bronze Drip Cap, 5 1/4 Jamb, 4/4 Thick, Hinge Left, Nesting Crank Handle, Chestnut Bronze Hardware, US National-WDMA/ASTM, PG 35, Insulated Low-E Annealed Glass, Protective Film, Black Spacer, Argon Filled, Traditional Glz Bd, BetterVue Mesh Brilliant White Screen, Product Does Not Qualify for Accidental Glass Breakage Warranty Coverage, GlassThick=0.698, Clear Opening:8.1w, 19.5h, 1.1 sf U-Factor: 0.28, SHGC: 0.25, VLT: 0.48, Energy Rating: 19.00, CR: 62.00, CPD: JEL-N-881-02759-00001 PEV 2020.2.0.2990/PDV 6.289 (06/03/20)NW	\$302.47	3	\$907.41
	 Viewed from Exterior. Standard				
Line 13	Upper Floor - Kitchen Rough Opening : 28 1/8 X 54 3/4	Frame Size : 27 3/8 X 54 (Outside Casing Size: 30 X 56 3/16), Siteline Wood Double Hung, Auralast Pine, Primed Exterior, Natural Interior, Brickmould, Standard Sill Nosing, DripCap, Chestnut Bronze Drip Cap, 5 1/4 Jamb, 4/4 Thick, Standard Double Hung, Tan Jambliner, Concealed Jambliner Chestnut Bronze Hardware, US National-WDMA/ASTM, PG 35, Insulated Low-E Annealed Glass, Protective Film, Black Spacer, Argon Filled, Traditional Glz Bd, BetterVue Mesh Brilliant White Screen, Product Does Not Qualify for Accidental Glass Breakage Warranty Coverage, *Custom-Width*, *Custom-Height*, GlassThick=0.698, Clear Opening:23.6w, 23.4h, 3.8 sf U-Factor: 0.29, SHGC: 0.27, VLT: 0.51, Energy Rating: 18.00, CR: 60.00, CPD: JEL-N-885-01789-00001 PEV 2020.2.0.2990/PDV 6.289 (06/03/20)NW	\$631.42	2	\$1,262.84
	 Viewed from Exterior. Standard				

LINE	LOCATION SIZE INFO	BOOK CODE DESCRIPTION	NET UNIT PRICE	QTY	EXTENDED PRICE
Line 14	Upper Floor - Bathroom Rough Opening : 28 1/8 X 54 3/4	Frame Size : 27 3/8 X 54 (Outside Casing Size: 30 X 56 3/16), Siteline Wood Double Hung, Auralast Pine, Primed Exterior, Natural Interior, Brickmould, Standard Sill Nosing, DripCap, Chestnut Bronze Drip Cap, 5 1/4 Jamb, 4/4 Thick, Standard Double Hung, Tan Jambliner, Concealed Jambliner Chestnut Bronze Hardware, US National-WDMA/ASTM, PG 35, Insulated Low-E Annealed Glass, Protective Film, Black Spacer, Argon Filled, Traditional Glz Bd, BetterVue Mesh Brilliant White Screen, Product Does Not Qualify for Accidental Glass Breakage Warranty Coverage, *Custom-Width*, *Custom-Height*, GlassThick=0.698, Clear Opening:23.6w, 23.4h, 3.8 sf U-Factor: 0.29, SHGC: 0.27, VLT: 0.51, Energy Rating: 18.00, CR: 60.00, CPD: JEL-N-885-01789-00001 PEV 2020.2.0.2990/PDV 6.289 (06/03/20)NW	\$631.42	1	\$631.42
	 Viewed from Exterior. Standard				
Line 15	Back - Stairwell Rough Opening : 28 1/8 X 54 3/4	Frame Size : 27 3/8 X 54 (Outside Casing Size: 30 X 56 3/16), Siteline Wood Double Hung, Auralast Pine, Primed Exterior, Natural Interior, Brickmould, Standard Sill Nosing, DripCap, Chestnut Bronze Drip Cap, 5 1/4 Jamb, 4/4 Thick, Standard Double Hung, Tan Jambliner, Concealed Jambliner Chestnut Bronze Hardware, US National-WDMA/ASTM, PG 35, Insulated Low-E Annealed Glass, Protective Film, Black Spacer, Argon Filled, Traditional Glz Bd, BetterVue Mesh Brilliant White Screen, Product Does Not Qualify for Accidental Glass Breakage Warranty Coverage, *Custom-Width*, *Custom-Height*, GlassThick=0.698, Clear Opening:23.6w, 23.4h, 3.8 sf U-Factor: 0.29, SHGC: 0.27, VLT: 0.51, Energy Rating: 18.00, CR: 60.00, CPD: JEL-N-885-01789-00001 PEV 2020.2.0.2990/PDV 6.289 (06/03/20)NW	\$631.42	1	\$631.42
	 Viewed from Exterior. Standard				

LINE	LOCATION SIZE INFO	BOOK CODE DESCRIPTION	NET UNIT PRICE	QTY	EXTENDED PRICE
------	-----------------------	--------------------------	-------------------	-----	-------------------

Line 16 Front - Stairwell
Rough Opening : 30 1/8 X 54 3/4




Viewed from Exterior. Standard

Frame Size : 29 3/8 X 54
(Outside Casing Size: 32 X 56 3/16),
Siteline Wood Double Hung, Auralast Pine,
Primed Exterior,
Natural Interior,
Brickmould, Standard Sill Nosing, DripCap, Chestnut Bronze Drip Cap,
5 1/4 Jamb, 4/4 Thick,
Standard Double Hung, Tan Jambliner, Concealed Jambliner
Chestnut Bronze Hardware,
US National-WDMA/ASTM, PG 35,
Insulated Low-E Annealed Glass, Protective Film, Black Spacer, Argon
Filled, Traditional Glz Bd,
BetterVue Mesh Brilliant White Screen,
Product Does Not Qualify for Accidental Glass Breakage Warranty Coverage,
Custom-Height, GlassThick=0.698, Clear Opening:25.6w, 23.4h, 4.1 sf
U-Factor: 0.29, SHGC: 0.27, VLT: 0.51, Energy Rating: 18.00, CR: 60.00,
CPD: JEL-N-885-01789-00001
PEV 2020.2.0.2990/PDV 6.289 (06/03/20)NW

\$566.99 1 \$566.99

Total: \$17,387.33
sales tax (6.00%): \$1,043.24
Net Total: \$18,430.57
Total Units: 34

 Protect yourself when you choose JELD-WEN Auralast pine products backed by a limited lifetime warranty against wood rot and termite damage.

For CA Title 24 applications, refer to weighted average U-Factor and SHGC, and discuss with California energy consultant to ensure compliance with code.