

**STAFF REPORT: 5/11/2022 MEETING**

**PREPARED BY: D. RIEDEN**

**APPLICATION NUMBER: #22-7806**

**VIOLATION NUMBERS: #579**

**ADDRESS: 891 EDISON**

**HISTORIC DISTRICT: BOSTON-EDISON**

**APPLICANT: LARRY BUTLER**

**PROPERTY OWNER: LARRY BUTLER**

**DATE OF PROVISIONALLY COMPLETE APPLICATION: 4/14/2022**

**DATES OF STAFF SITE VISIT: 4/21/22**

**SCOPE: REHABILITATE HOUSE AND GARAGE (WORK STARTED WITHOUT APPROVAL)**

### **EXISTING CONDITIONS**

Built in 1910, the property at 891 Edison is a 2 ½ story home on a .2-acre lot facing Northwest. The asphalt shingled, side-gabled roof is punctuated by a wood shingle sided dormer with 2 double-hung 6/1 divided light windows. The house is clad in wood shingles on the second and third floor gables, and in wood clapboard on the first floor. The double-hung windows are symmetrically placed with elongated 8/1 or 6/1 divided lights. Preceding images shows that the centrally placed casement windows on the second floor once held leaded glass, which have since been broken or removed sometime between the 1980s and 2009. Between the first-floor bay windows and ribbon of double-hung windows the front door sits modestly placed in the center. The wood decked front porch sits under an asymmetrically-placed overhang with wood columns on a brick wall with cast-stone coping. The wood steps that were in disrepair has since been replaced with a new wood steps without approval. The front yard has no plantings or trees. A concrete walkway with a single step leads from the public sidewalk to the house through a green lawn. This property has no former Historic District Commission (HDC) approvals on the Detroit Property Information System (DPI). The applicant has received a violation notice for work performed on the siding, windows, roof and porch and is the subject of this application.



*Site Photo 1, by Staff April 21, 2022: (Northwest) front elevation.*



*Designation Image, 1980: (Northwest) front elevation.*



Site photo 2, by Applicant: Rear elevation (Southeast) showing current conditions and vinyl windows installed by a previous owner.



Aerial 1 of Parcel # 04002606 by Detroit Parcel Viewer.

## PROPOSAL

The proposed work consists of several scopes of work as described below. In most cases the work described entails repair of existing materials with like materials and the replacement of existing vinyl windows from a former owner with wood windows.

### Repair roof of house and garage

- Replace roof asphalt shingles with Owens Corning TruDefinition Duration asphalt shingles, color slate
- Replace existing aluminum gutters with white aluminum gutters

### Rehabilitate walls, siding and soffits

- Repair deteriorated areas in soffits and siding: use matching wood and overlay style for soffits, clapboard and shake siding
- Repair rear walls with 2x4 plywood framing in an approximate 6'x15' area. Install wood shake shingles, 6'x16' area, and wood clapboard, 6'x 6' area, to match existing.
- Repair west wall siding with wood shake shingles, 2'x25' area, to match existing.
- Repair east walls with 2x4 plywood framing in an approximate 4'x15' area. Install wood shake shingles, 2'x30' and 8'x10' areas, and wood clapboard, 1'x 8' area, to match existing.
- Paint to existing color, C:1 or C:4, depending on location



Site photo 3, by Applicant showing garage at the rear of the property with new asphalt roof (work completed without approval).



### Rehabilitate windows and doors

- Restore front wood door: remove, repair and replace existing front door.
- Install two (2) steel doors at the rear of the house:
  - one (1) 6-panel Jeldwen steel replacement basement door, color white, no window
  - one (1) 4-panel Jeldwen steel replacement door, color white, fan lite.
- Replace eight (8) vinyl windows in rear elevation from a previous owner:
  - six (6) 32"x58" wood, double-hung Jeldwen window with true divided light 6/1.
  - one (1) 30"x46" wood, double-hung Jeldwen window with no grid/divided light.
  - one (1) 24"x36" wood, double-hung Jeldwen window with no grid/divided light.
- Install three (3) casement windows for the front elevation, 2<sup>nd</sup> floor with 2x3 true divided light:
  - One (1) 18"x36" wood, Jeldwen casement, hinge operation in the middle.
  - Two (2) 18"x36" wood, Jeldwen casement, fixed on either side.
  - Retain original casement frame.
- All other windows (28) will install panes of sheet glass to match existing glass, retaining all wood windows.
- Paint window trim existing color, off-white (C:4)

### Paint house & trim

- Paint house and trim using existing colors off-white (C:4) for body and trim and gray colors (C:1) body and porches, which was painted this color by a previous owner, using Color System C:
  - C:1 – Sherwin Williams "Light Bluish Gray", flat sheen
  - C:4 – Sherwin Williams "2829 Classical White", flat sheen

### Rehabilitate front steps, rear porch deck, rear sleeping room (2<sup>nd</sup> floor enclosed porch)

- Install 6' wide wood front steps, paint grey C:1 to match existing color
- Install one (1) wrought-iron handrail for the steps, left side, facing the house.
- Repair rear, 4'x6' wood porch/deck, install 3 steps, paint grey C:1.
- Remove rotted wood skirting from rear, porch deck and install 1x4 white pine skirting, approximately 30' length of area, paint grey C:1.
- Remove rotted wood from sleeping room skirt wall, approximately 15' length of area, replace with tongue-and-groove plank wall, paint grey C:1.

### Garage Doors & Windows

- Install steel replacement Clopay 8'x7' short-panel garage door, no windows (alley security), color white.
- Install one (1) six-panel Jeldwen steel replacement door, color white, no windows.
- Replace broken glass for windows on front, east and west sides

## STAFF OBSERVATIONS AND RESEARCH

- The Boston-Edison Historic District was established in 1974.
- Staff requested the applicant to provide the following information, which has not been received at the time of this report:
  - Specify work locations with dimensioned drawings on each side of the house and garage, addressing the work that repairs the walls on the rear and side elevations of the house and the rear porch and balcony.
- Staff did receive confirmation of the following work items:
  - No site work will be done at this time.
  - All existing wood windows would be repaired, not replaced by removing windows, fixing wood, painting them trim C:4 color, adding new glass, and returning them.
  - The eight (8) new wood windows to replace the vinyl windows would be double hung, the larger windows would be 6/1 true divided light.
  - The applicant is proposing to match the vertical divided light for the 3 casement windows on the second floor, front elevation to the dimensions of the upper divided light windows, understanding that these were once likely leaded-glass with a much smaller configuration (15 divided lights each). The applicant stated their intention to create a 2x3 true divided light.
- Staff observed from the designation photos that the front elevation, second floor casement windows likely had leaded glass, 15 divided lights per window, which was subsequently replaced with single sash of undivided light or broken/removed. Staff offers the opinion that this original leaded glass pattern may not be reasonably replaceable and recommends a divided light pattern that closely resembles the vertical rectangular dimensions of the upper sashes on the second and third floors. Staff offers the opinion that the proposed casement design is appropriate.
- Some of the completed siding work on the east elevation shows shake placed in a poor manner, leaving gaps and irregular overlaps and sizes.
- The wood shake and clapboard siding as well as the existing wood windows are distinctive character-defining features of the house, in staff's opinion. This proposal does not attempt to remove any of these features, but rather to repair and add new wood or glass where needed to repair these features.
- The roof for both the house and the garage has already been replaced with asphalt shingles. While the 1980 designation photo had brown asphalt shingles, the earlier designation photo shows that the roof was a dark grey asphalt shingle. Staff has no issue with the current roof shingle for the house or garage.
- The newly constructed front porch steps are in proportion to and matches the design of the former steps. Staff observed that these steps had no railing in preceding images. Staff has no objection to the introduction of the proposed cast-iron black railing for the front step.
- The proposed paint colors for the body and trim are consistent with Color System C of the HDC Color Package recommends that this associated architectural style would continue to utilize Color System C. In staff's opinion the proposed Sherwin Williams paint, which is the proposed repainting of the existing off-white and grey for the body of the house, are appropriate colors and material.
- Staff offers the opinion that the windows and front door rehabilitation process described is appropriate.



*Site photo 4, by Applicant, showing completed siding work.*



## ISSUES

- Except for the doors and most windows, all work in this application was started or completed without HDC approval.
- Staff has yet to receive the following information for review:
  - a set of measured drawings showing square footage of repair of the rear porch, sleeping room, and wall system repairs and wall repairs on the east and west sides of the house.
- Staff has concerns with the quality of the execution on the repair of the wood shingle work.
- Staff has no issue with the proposed paint of the body and trim, nor with the rehabilitation of the windows and front door.

## RECOMMENDATION

### Section 21-2-78, Determination of Historic District Commission

#### Recommendation #1: Rehabilitate house and garage:

It is staff's opinion that the proposed rehabilitation of the house and garage retains and preserves the historic character of the building, its site, and setting. Staff therefore recommends that the Commission issue a Certificate of Appropriateness as the proposed work meets the Secretary of the Interior's Standards for Rehabilitation.

*Staff recommends the COA be issued with following condition:*

- The applicant provide HDC staff a set of measured drawings showing square footage of repair of the rear porch, sleeping room, and wall system repairs and wall repairs on the east and west sides of the house.
- The applicant provides HDC staff photos of the rework of wood shingles that more closely aligns to the scale, placement, and gap measures of the existing wood shingles and receive approval for work already completed before continuing with other areas of the house.







891





897





89











# HISTORIC DISTRICT COMMISSION PROJECT REVIEW REQUEST

CITY OF DETROIT  
PLANNING & DEVELOPMENT DEPARTMENT  
2 WOODWARD AVENUE, ROOM 808, DETROIT, MI 48226

DATE: 3/28/2022

## PROPERTY INFORMATION

ADDRESS: 891 GOISON AKA: \_\_\_\_\_  
HISTORIC DISTRICT: BOSTON EDINSON

## APPLICANT IDENTIFICATION

Property Owner/Homeowner     Contractor     Tenant or Business Occupant     Architect/Engineer/Consultant

NAME: LARRY BUTLER COMPANY NAME: LARRY'S CONSTRUCTION  
ADDRESS: 155 11 VAUGHAN CITY: DET STATE: MI ZIP: 48223  
PHONE: 313-475-1368 MOBILE: \_\_\_\_\_ EMAIL: LARRY@LARRYSCON.COM

## PROJECT REVIEW REQUEST CHECKLIST

Please attach the following documentation to your request:

- Photographs** of ALL sides of existing building or site
- Detailed photographs** of location of proposed work (photographs to show existing condition(s), design, color, & material)
- Description of existing conditions** (including materials and design)
- Description of project** (if replacing any existing material(s), include an explanation as to why replacement--rather than repair--of existing and/or construction of new is required)
- Detailed scope of work** (formatted as bulleted list)
- Brochure/cut sheets** for proposed replacement material(s) and/or product(s), as applicable

**NOTE:**  
Based on the scope of work, additional documentation may be required.  
See [www.detroitmi.gov/hdc](http://www.detroitmi.gov/hdc) for scope-specific requirements.

Upon receipt of this documentation, staff will review and inform you of the next steps toward obtaining your building permit from the Buildings, Safety Engineering and Environmental Department (BSEED) to perform the work.

**SUBMIT COMPLETED REQUESTS TO [HDC@DETROITMI.GOV](mailto:HDC@DETROITMI.GOV)**

**City of Detroit Planning & Development Department**

**Housing Service Division**

65 Cadillac Square, Suite 1700 & 1900, Detroit, MI 48226

**Property Owner's Styles & Color Selections**

Case No.: \_\_\_\_\_ Program Name: Historic District Commission  
Property Owner: Larry Butler Rehab. Specialist: \_\_\_\_\_  
Property Address: 891 Edison Contract: \_\_\_\_\_  
City, State Zip: DETROIT, MI 48202

Roofing Style & Color: Architectural Shingles/Slate

Gutters & Downspouts Color: Aluminum Gutter/White

Exterior Paint Color: Gray/White Color Matching Paint

Exterior Trim Paint Color: White

Siding Style & Color: /Soffit /Wood Shake Clad Board Overlay Styles In Deteriorated Areas

Window Trim Color: White

Exterior Front Door Style & Color: Wood Door /Restore

Exterior Grade/Rear Doors Style & Color: Install 6 Panel Steel Replacement Door/White

Cabinet Door Style & Color: Install Panes of Glass With Matching Glass

Cabinet Drawer Front Style: \_\_\_\_\_

Countertop Pattern & Color: \_\_\_\_\_

\_\_\_\_\_ Room Paint Color: Install app 6 Ft Step on Front /Paint Grey wood Will Handrail

\_\_\_\_\_ Room Paint Color: Repair Rear Porch Deck app 4x6 Wood will app 3 Step

\_\_\_\_\_ Room Paint Color: GARAGE/Install Roof/Install Garage Door/Install Steel Replacement Door

\_\_\_\_\_ Room Paint Color: WINDOW:Storm Window app35

\_\_\_\_\_ Room Paint Color: Window: Replacment app 6 Wood Window

\_\_\_\_\_ Room Paint Color: \_\_\_\_\_

\_\_\_\_\_ Room Paint Color: \_\_\_\_\_

\_\_\_\_\_ Room Paint Color: \_\_\_\_\_

Flooring Pattern & Color: \_\_\_\_\_

Carpet Pattern & Color: \_\_\_\_\_

\_\_\_\_\_  
**Property Owner's Signature & Date**



GARAGE

891 EDISON

INSTALL 6 PANEL STEEL DOOR

INSTALL GARAGE DOOR

INSTALL CLEAN GLASS, FRONT, WEST  
EAST



891 EDISON

REAR

REMOVE Vinyl window (7)

INSTALL wood window (1) double hung

(6) double hung with ④ TRUE LIGHT

REPAIR Siding, INSTALL (2) 6 PANEL

STEEL DOOR, INSTAL 3 STEP WOOD TREAT

LUMBER



① Remove storm window  
from Application

② PAINT

③ DOOR KIC

④ REAR

① UPSTAIR porch sleep.

REMOVE SKIRT WALL ROTT WOOD APP 15'

AND INSTALL APP 15 TONGUE AND GROOVE WALL

② PLANK

DOWN STAIR REMOVE SKIRT ROT WOOD INSTALL  
.1x4 WHITE PINE APP 30'

3 INSTALL GLASS 47x67 App. Tempen

① REAR WALL 2x4 / plywood App 6x15  
Repair

INSTALL SHAKE WOOD SHINGLE APP ~~6x16~~

INSTALL CLAP BOARD OVERLAY style 6x16  
App. 6x6 siding



WEST

UPSTAIR INSTALL 2' x 25 app wood  
shingle THAT MISS

EAST

REPAIR MISS WOOD SHAKE SHINGLE 2' x 30'

REPAIR WALL 2x4 / plywood app 4x15

INSTALL CLAP BOARD OVER LAY STYLE

SCAW SIDING APP 1' x 8

INSTALL SHAKE WOOD SHINGLE 8 x 10







windows (35)

ALUMINUS TOTAL = 8

Southside 7 6 = 32/58 (Lite)  
1 = 24/38 double hung  
wood

Westside 1 double hung

ALL OTHER WINDOWS will be Replaced  
with sheet glass

Contact info: LARRYSCONT4@gmail.com  
COPY: keeyan@A#.NET





# The Home Depot Special Order Quote

Customer Agreement #: H6821-236223

Printed Date: 5/4/2022

**Customer:** LARRY BUTLER

**Address:** 37850 CEDAR DR  
NEW BOSTON, MI 48164

**Phone 1:** 313-475-1368

**Phone 2:**

**Store:** 6821

**Associate:** DIANA

**Address:** 3163 Fairlane Drive  
Allen Park, MI 48101

**Phone:** (313)271-8842

**Pre-Savings Total:** \$8,053.86

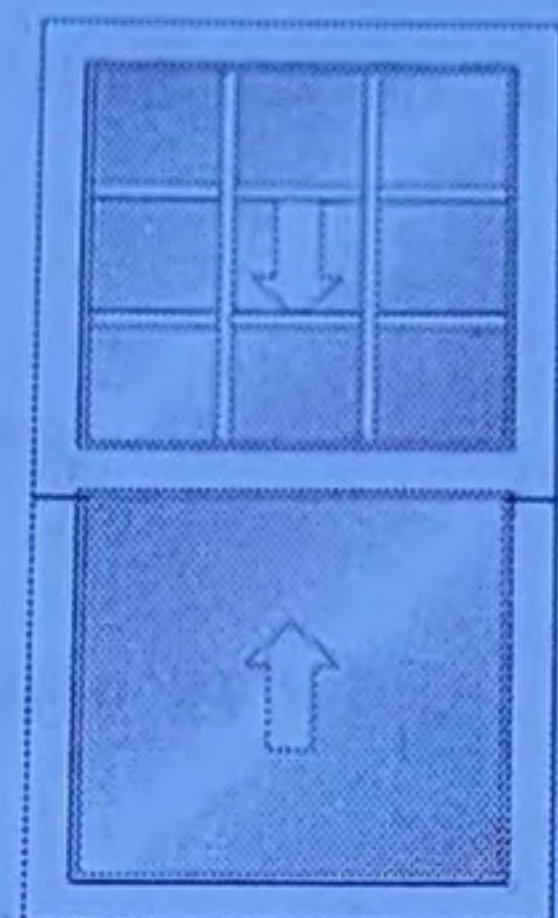
**Total Savings:** (\$0.00)

**Pre-Tax Price:** \$8,053.86

All prices are subject to change. Customer is responsible for verifying product selections. The Home Depot will not accept returns for the below products.



Catalog Version 116



Frame Width = 31 1/4"  
Frame Height = 57 1/4"  
Sash Split = Even Divide

| Line Number            | Item Summary   | Was Price       | Now Price       | Quantity | Total Savings | Total Price       |
|------------------------|--|-----------------|-----------------|----------|---------------|-------------------|
| 100-1                  | 31.25-in x 57.25-in JELD-WEN Wood W-2500 Double Hung | \$818.14        | \$818.14        | 6        | \$0.00        | \$4,908.84        |
| <b>Unit 100 Total:</b> |  | <b>\$818.14</b> | <b>\$818.14</b> |          | <b>\$0.00</b> | <b>\$4,908.84</b> |

### Begin Line 100 Description

---- Line 100-1 ----

Wood W-2500,  
Double Hung,  
31.25 x 57.25  
ProductTileBackendName = JWWoodWindows  
Assembly = Full Unit,  
Exterior Trim Type = No Exterior Trim,  
Exterior Trim Options = No,  
Regional Compliance = US National-WDMA/ASTM  
Vent Division = Even Divide,  
Order By = Rough Opening Size,  
Rough Opening Width = Custom Size,  
Custom Rough Opening Width = 32,  
Rough Opening Height = Custom Size,  
Custom Rough Opening Height = 58  
Species = Auralast Pine,  
Interior Finish Type = Natural,  
Finish - Interior = Natural,  
Finish - Exterior = Natural Pine,  
Sash to Match Exterior Finish = Yes,  
Finish - Sash (Exterior) = Natural Pine  
Jamb Width = 4 9/16"  
Rating = PG 25,

Sill Nosing = No Sill Nosing,  
Prep for Stool = No  
Hardware Finish - Interior = White,  
Number of Locks = 1,  
Screen Options = No Screen  
Energy Efficiency = Standard,  
STC / OITC Rating = Standard,  
Glazing = Insulated,  
Low-E Options = Clear,  
Glass Color = Clear,  
Glass Type = Annealed,  
Neat Glass = No,  
Glass Thickness = Standard Default Thickness,  
Protective Film = No Protective Film,  
Spacer Color = Silver Spacer,  
Glass Options = None  
Grid Type = 7/8" Putty SDL w/Perm Wood,  
Interior Bar Profile = Traditional Bead Bar,  
Location for Grid = Top Lite(s) Only,  
Grid Finish = Silver Shadow Bar,  
SDL Finish = Natural Pine,  
Grid Pattern = Colonial,  
Lites Wide - Top = 3,

Lites High - Top = 3  
Certification = None,  
Jambliner = White Jambliner,  
Jamb Liner Options = Compression Jambliner,  
Sill Stop = Sill Stop Applied,  
Sash Limiter = No Sash Limiter,  
Finger Plows = No Finger Plows  
U-Factor = 0.46,  
Solar Heat Gain Coefficient = 0.52,  
Visible Light Transmittance = 0.54,  
Condensation Resistance = 44,  
CPD# = JEL-N-578-01923-00002  
Room Location = Not Specified,  
Is This a Remake = No,  
Specific Information = Not Specified  
Manufacturer = JELD-WEN, Rantoul(IL),  
Contact Number = 1-800-246-9131 Option 2,  
Catalog Version Date = 03/15/2022,  
Catalog Version = 22.1.3.1  
Unit 1 Glass 1: None  
Unit 1 Glass 2: 7/8" Putty SDL w/Perm Wood,  
Unit 1 Glass 2: Colonial,  
Unit 1 Glass 2: 3W3H

### End Line 100 Description





Frame Width = 29 1/4"  
 Frame Height = 45 1/4"  
 Sash Split = Even Divide

| Number                 | Item Summary   | Was Price       | Now Price       | Quantity | Total Savings | Total Price     |
|------------------------|--|-----------------|-----------------|----------|---------------|-----------------|
| 200-1                  | 29.25-in x 45.25-in JELD-WEN Wood W-2500 Double Hung | \$575.77        | \$575.77        | 1        | \$0.00        | \$575.77        |
| <b>Unit 200 Total:</b> |  | <b>\$575.77</b> | <b>\$575.77</b> |          | <b>\$0.00</b> | <b>\$575.77</b> |

**Begin Line 200 Description**

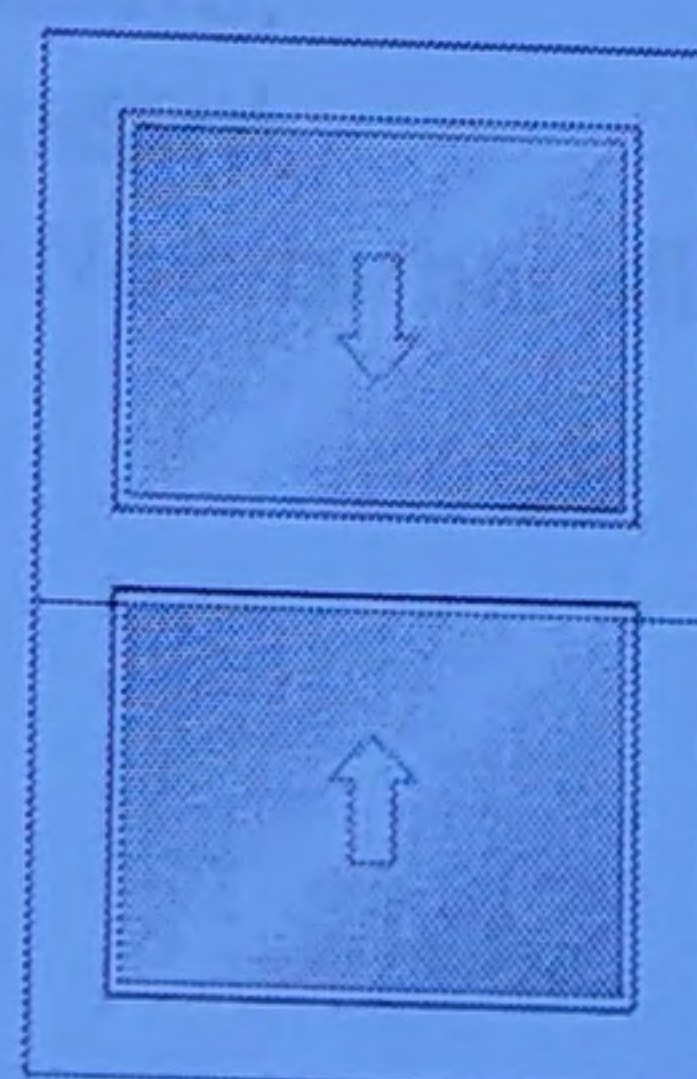
Wood W-2500,  
 Double Hung,  
 ,  
 29.25 x 45.25  
 ProductTileBackendName = JWWoodWindows  
 Assembly = Full Unit,  
 Exterior Trim Type = No Exterior Trim,  
 Exterior Trim Options = No,  
 Regional Compliance = US National-WDMA/ASTM  
 Vent Division = Even Divide,  
 Order By = Rough Opening Size,  
 Rough Opening Width = Custom Size,  
 Custom Rough Opening Width = 30,  
 Rough Opening Height = Custom Size,  
 Custom Rough Opening Height = 46  
 Species = Auralast Pine,  
 Interior Finish Type = Natural,  
 Finish - Interior = Natural,  
 Finish - Exterior = Natural Pine,  
 Sash to Match Exterior Finish = Yes,

---- Line 200-1 ----

Finish - Sash (Exterior) = Natural Pine  
 Jamb Width = 4 9/16"  
 Rating = PG 25,  
 Sill Nosing = No Sill Nosing,  
 Prep for Stool = No  
 Hardware Finish - Interior = White,  
 Number of Locks = 1,  
 Screen Options = No Screen  
 Energy Efficiency = Standard,  
 STC / OITC Rating = Standard,  
 Glazing = Insulated,  
 Low-E Options = Clear,  
 Glass Color = Clear,  
 Glass Type = Annealed,  
 Neat Glass = No,  
 Glass Thickness = Standard Default Thickness,  
 Protective Film = No Protective Film,  
 Spacer Color = Silver Spacer,  
 Glass Options = None  
 Grid Type = No Grids

Certification = None,  
 Jambliner = White Jambliner,  
 Jamb Liner Options = Compression Jambliner,  
 Sill Stop = Sill Stop Applied,  
 Sash Limiter = No Sash Limiter,  
 Finger Plows = No Finger Plows  
 U-Factor = 0.46,  
 Solar Heat Gain Coefficient = 0.58,  
 Visible Light Transmittance = 0.6,  
 Condensation Resistance = 44,  
 CPD# = JEL-N-578-01923-00001  
 Room Location = Not Specified,  
 Is This a Remake = No,  
 Specific Information = Not Specified  
 Manufacturer = JELD-WEN, Rantoul(IL),  
 Contact Number = 1-800-246-9131 Option 2,  
 Catalog Version Date = 03/15/2022,  
 Catalog Version = 22.1.3.1  
 None

**End Line 200 Description**



Frame Width = 23 1/4"  
 Frame Height = 35 1/4"  
 Sash Split = Even Divide

| Line Number            | Item Summary   | Was Price       | Now Price       | Quantity | Total Savings | Total Price     |
|------------------------|--|-----------------|-----------------|----------|---------------|-----------------|
| 300-1                  | 23.25-in x 35.25-in JELD-WEN Wood W-2500 Double Hung | \$509.59        | \$509.59        | 1        | \$0.00        | \$509.59        |
| <b>Unit 300 Total:</b> |  | <b>\$509.59</b> | <b>\$509.59</b> |          | <b>\$0.00</b> | <b>\$509.59</b> |

**Begin Line 300 Description**

---- Line 300-1 ----

Wood W-2500,  
 Double Hung,  
 ,  
 23.25 x 35.25  
 ProductTileBackendName = JWWoodWindows

Finish - Sash (Exterior) = Natural Pine  
 Jamb Width = 4 9/16"  
 Rating = PG 25,  
 Sill Nosing = No Sill Nosing,  
 Prep for Stool = No

Certification = None,  
 Jambliner = White Jambliner,  
 Jamb Liner Options = Compression Jambliner,  
 Sill Stop = Sill Stop Applied,  
 Sash Limiter = No Sash Limiter,



No Exterior Trim,  
 ns = No,  
 ce = US National-WDMA/ASTM  
 ven Divide,  
 gh Opening Size,  
 g Width = Custom Size,  
 gh Opening Width = 24,  
 ening Height = Custom Size,  
 ough Opening Height = 36  
 = Auralast Pine,  
 or Finish Type = Natural,  
 n - Interior = Natural,  
 sh - Exterior = Natural Pine,  
 sh to Match Exterior Finish = Yes,

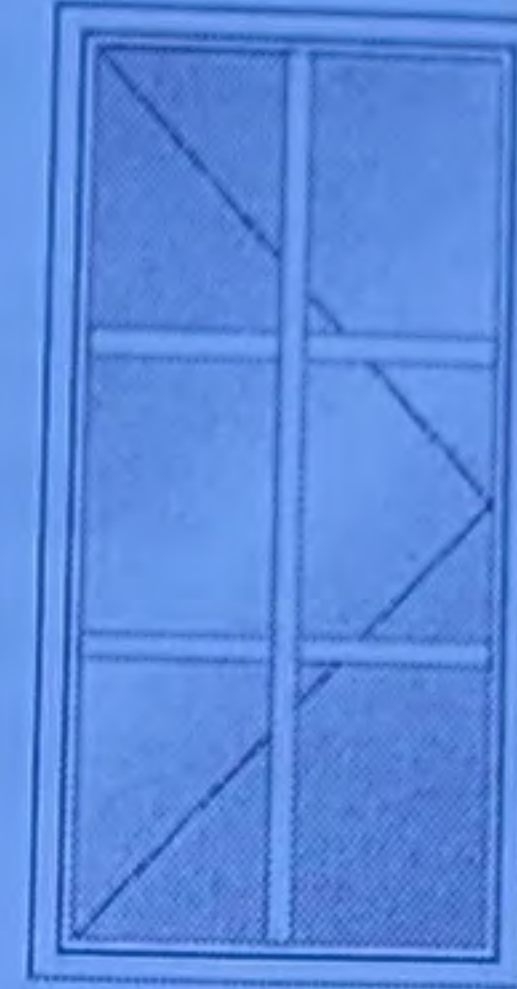
Hardware Finish - Interior = White,  
 Number of Locks = 1,  
 Screen Options = No Screen  
 Energy Efficiency = Standard,  
 STC / OITC Rating = Standard,  
 Glazing = Insulated,  
 Low-E Options = Clear,  
 Glass Color = Clear,  
 Glass Type = Annealed,  
 Neat Glass = No,  
 Glass Thickness = Standard Default Thickness,  
 Protective Film = No Protective Film,  
 Spacer Color = Silver Spacer,  
 Glass Options = None  
 Grid Type = No Grids

Finger Plows = No Finger Plows  
 U-Factor = 0.46,  
 Solar Heat Gain Coefficient = 0.58,  
 Visible Light Transmittance = 0.6,  
 Condensation Resistance = 44,  
 CPD# = JEL-N-578-01923-00001  
 Room Location = Not Specified,  
 Is This a Remake = No,  
 Specific Information = Not Specified  
 Manufacturer = JELD-WEN, Rantoul(IL),  
 Contact Number = 1-800-246-9131 Option 2,  
 Catalog Version Date = 03/15/2022,  
 Catalog Version = 22.1.3.1  
 None

End Line 300 Description



Catalog Version 116



Part Width 0"  
 Part Height 0"

| Line Number            | Item Summary                                     | Was Price       | Now Price       | Quantity | Total Savings | Total Price     |
|------------------------|--|-----------------|-----------------|----------|---------------|-----------------|
| 400-1                  | 17.5-in x 35.75-in JELD-WEN Wood W-5500 Casement | \$695.06        | \$695.06        | 1        | \$0.00        | \$695.06        |
| <b>Unit 400 Total:</b> |  | <b>\$695.06</b> | <b>\$695.06</b> |          | <b>\$0.00</b> | <b>\$695.06</b> |

Begin Line 400 Description

---- Line 400-1 ----


Wood W-5500,  
 Casement,  
 ,  
 17.5 x 35.75  
 ProductTileBackendName = JWWoodWindows  
 Assembly = Pocket Unit,  
 Exterior Trim Type = Install Kit Only (No Trim/No  
 Nail Fin),  
 Exterior Trim Options = No,  
 Regional Compliance = Non-Certified,  
 Configuration = Right Hinge,  
 Sill Angle = 0 Deg  
 Order By = Pocket Opening Size,  
 Pocket Opening Width = 18,  
 Pocket Opening Height = 36  
 Species = Auralast Pine,  
 Interior Finish Type = Natural,  
 Finish - Interior = Natural,  
 Finish - Exterior = Natural Pine,  
 Sash to Match Exterior Finish = Yes,  
 Finish - Sash (Exterior) = Natural Pine  
 Jamb Width = Custom,  
 Custom Jamb Width = 3.25

Hardware Finish - Interior = White,  
 Stainless Steel Hardware = Standard  
 Operator/Hinge,  
 Handle = Nesting Crank Handle,  
 Egress Hinge = Standard Hinge,  
 Screen Options = BetterVue Mesh,  
 Screen Finish = Brilliant White  
 Energy Efficiency = Standard,  
 STC / OITC Rating = Standard,  
 Blinds Between Glass = No Internal Blinds,  
 Glazing = Insulated,  
 Low-E Options = Clear,  
 Glass Color = Clear,  
 Glass Type = Annealed,  
 Neat Glass = No,  
 Glass Thickness = Standard Default Thickness,  
 Protective Film = Protective Film,  
 Spacer Color = Silver Spacer,  
 Glass Options = None,  
 Glazing Stop Style = Traditional  
 Grid Type = 7/8" Bead SDL w/Perm Wood,  
 Interior Bar Profile = Traditional Bead Bar,  
 Grid Finish = Silver Shadow Bar,

SDL Finish = Natural Pine,  
 Grid Pattern = Colonial,  
 Lites Wide = 2,  
 Lites High = 3  
 Certification = None,  
 Radius Top Rail = None,  
 Sash Limiter = No Sash Limiter  
 U-Factor = 0.44,  
 Solar Heat Gain Coefficient = 0.49,  
 Visible Light Transmittance = 0.51,  
 Condensation Resistance = 45,  
 CPD# = JEL-N-905-00787-00001  
 Room Location = Not Specified,  
 Is This a Remake = No,  
 Specific Information = Not Specified  
 Manufacturer = JELD-WEN, Rantoul(IL),  
 Contact Number = 1-800-246-9131 Option 2,  
 Catalog Version Date = 03/15/2022,  
 Catalog Version = 22.1.3.1  
 7/8" Bead SDL w/Perm Wood,  
 Colonial,  
 2W3H

End Line 400 Description





Part Width 0"  
Part Height 0"

| Line Number            | Item Summary                                     | Was Price       | Now Price       | Quantity | Total Savings | Total Price       |
|------------------------|--|-----------------|-----------------|----------|---------------|-------------------|
| 500-1                  | 17.5-in x 35.75-in JELD-WEN Wood W-5500 Casement | \$682.30        | \$682.30        | 2        | \$0.00        | \$1,364.60        |
| <b>Unit 500 Total:</b> |  | <b>\$682.30</b> | <b>\$682.30</b> |          | <b>\$0.00</b> | <b>\$1,364.60</b> |

**Begin Line 500 Description**

---- Line 500-1 ----

Wood W-5500,  
Casement,  
,  
17.5 x 35.75  
ProductTileBackendName = JWWoodWindows  
Assembly = Pocket Unit,  
Exterior Trim Type = Install Kit Only (No Trim/No Nail Fin),  
Exterior Trim Options = No,  
Regional Compliance = Non-Certified,  
Configuration = Stationary,  
Sill Angle = 0 Deg  
Order By = Pocket Opening Size,  
Pocket Opening Width = 18,  
Pocket Opening Height = 36  
Species = Auralast Pine,  
Interior Finish Type = Natural,  
Finish - Interior = Natural,  
Finish - Exterior = Natural Pine,  
Sash to Match Exterior Finish = Yes,  
Finish - Sash (Exterior) = Natural Pine

Jamb Width = Custom,  
Custom Jamb Width = 3.25  
Energy Efficiency = Standard,  
STC / OITC Rating = Standard,  
Blinds Between Glass = No Internal Blinds,  
Glazing = Insulated,  
Low-E Options = Clear,  
Glass Color = Clear,  
Glass Type = Annealed,  
Neat Glass = No,  
Glass Thickness = Standard Default Thickness,  
Protective Film = Protective Film,  
Spacer Color = Silver Spacer,  
Glass Options = None,  
Glazing Stop Style = Traditional  
Grid Type = 7/8" Bead SDL w/Perm Wood,  
Interior Bar Profile = Traditional Bead Bar,  
Grid Finish = Silver Shadow Bar,  
SDL Finish = Natural Pine,  
Grid Pattern = Colonial,

Lites Wide = 2,  
Lites High = 3  
Certification = None,  
Radius Top Rail = None  
U-Factor = 0.45,  
Solar Heat Gain Coefficient = 0.57,  
Visible Light Transmittance = 0.58,  
Condensation Resistance = 45,  
CPD# = JEL-N-906-00787-00001  
Room Location = Not Specified,  
Is This a Remake = No,  
Specific Information = Not Specified  
Manufacturer = JELD-WEN, Rantoul(IL),  
Contact Number = 1-800-246-9131 Option 2,  
Catalog Version Date = 03/15/2022,  
Catalog Version = 22.1.3.1  
7/8" Bead SDL w/Perm Wood,  
Colonial,  
2W3H

**End Line 500 Description**



## Window & Patio Door Limited Warranty

### OUR WARRANTY TO YOU...

JELD-WEN® Products<sup>1</sup> are designed to create lasting value for your home. This warranty is effective for all JELD-WEN window and patio door Products (except United Collection products) manufactured on or after **June 1, 2019** for use in the United States and Canada. Any previous warranties will continue to apply to products manufactured by JELD-WEN prior to this date. For additional information, including care and maintenance instructions, installation instructions, and previous warranties, refer to [www.jeld-wen.com](http://www.jeld-wen.com) or [www.jeld-wen.ca](http://www.jeld-wen.ca).

#### WHAT THIS WARRANTY COVERS

Except as set forth in the Special Coverages section below, we warrant that if your JELD-WEN Product exhibits a defect in material or workmanship within the time periods from the date of manufacture as specified below, we will, at our option, repair, replace or refund the purchase price of the Product or component part. Skilled labor<sup>2</sup> (where deemed necessary by us) to repair or replace any component is provided as specified below.

|   | Wood & Metal Clad Wood | Composite                               | Vinyl & Metal Clad Vinyl                     | Aluminum         |
|---|------------------------|---|--|------------------|
| Basic Product Coverage Owner-Occupied Single-Family Residence   | 20 years               | 10 years; glass is covered for 20 years | as long as you own and occupy your residence | 10 years         |
| Basic Product Coverage Commercial (Other than Owner-Occupied Single-Family Residence)   | 20 years               | 10 years                                | 10 years                                     | 2 years          |
| Skilled Labor <sup>2</sup> Coverage   | 2 years                | 2 years                                 | 2 years                                      | 1 year           |
| Transferability - the maximum length of any coverage when you sell your residence or it becomes occupied by other than the original owner | 10 years               | 10 years                                | 10 years                                     | Non-transferable |

#### Special Coverages (Applies to both Owner-Occupied and Commercial)

The following Special Coverages apply to special product features and options; not all options are available on all products or in all regions.

| Glass Options                   | Coverage  | Notes  |
|---------------------------------|---|--|
| Triple-Glazed Glass Units       | 20 years  | Includes the glass panes and the insulating seal.  |
| ImpactGard® Glass Units         | 10 years  |  |
| Special Glazings                | 5 years   | Includes laminated glass units other than ImpactGard, and glass options not listed in our product literature, e.g., leaded or decorative glass.  |
| Blinds/Shades Between the Glass | 10 years  | Includes the seal, external control mechanism, and operation of the shade/blind.   |
| Stress Cracks                   | 1 year  | Applies to sealed glass units installed in windows and patio doors. Laminated glass and special glazings are excluded. Coverage includes replacement glass and skilled labor <sup>2</sup> necessary to replace the glass. Stress cracks occur when, in the first year after manufacture, the glass develops a crack without sign of impact.  |
| Accidental Glass Breakage       | Same as the Basic Product Coverage above (Owner-Occupied or Commercial) | Applies to Products ordered with double-strength or thicker glass. Not covered: damage attributable to acts of nature (e.g. fire, hurricane, etc.), civil disorder, building settling, structural failures of walls or foundations or improper installation, construction job-site mishaps, storage, or handling. Special glazings and ImpactGard glass are not covered by this glass breakage warranty. |



GOOD CONSTRUCTION

**3 LAYER** Steel-Insulation-Steel



model **2050**

**WHITE**

**NO WINDOWS**

**SHORT PANEL**

**INSULATED**

Size

**8ft. x 7ft.**

Wide High

Model: 2050

SKU: 515487



0 92134 02193 3







JELD-WEN  
WINDOWS & DOORS



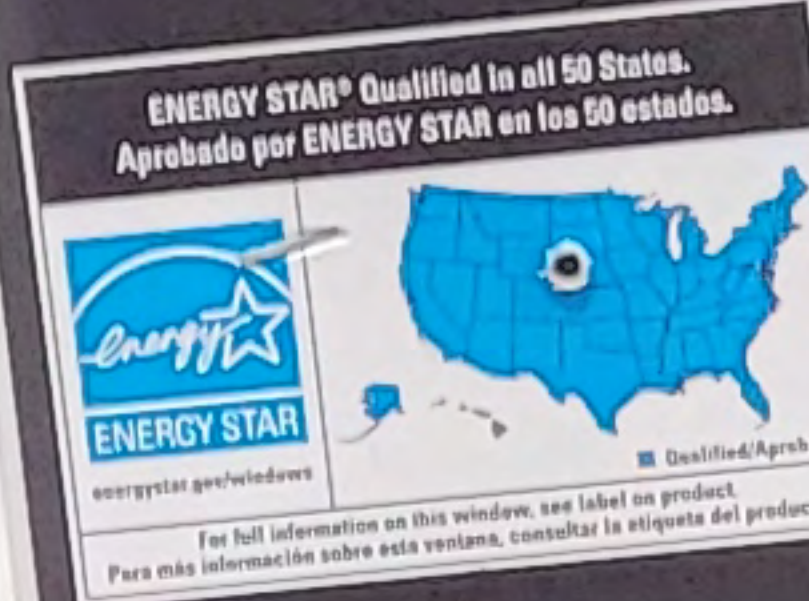
6-PANEL

**Strong, sturdy steel door construction**  
Puerta de acero de construcción fuerte y robusta

**Reinforced lock area for added security**  
El área de la cerradura está reforzada para proporcionar mayor seguridad

**Lifetime Limited Manufacturer Warranty**  
Garantía limitada de por vida del fabricante

**Tools, fasteners, sealant and shims required for installation (not included)**  
Se necesitan herramientas, sujetadores, selladores y cuñas para la instalación (no incluidos)



**GET IT INSTALLED**  
Ask an Associate for Details  
Consulta a un Asesorista para más detalles


For installation instructions, materials required and full warranty information visit [homedepot.jeld-wen.com](http://homedepot.jeld-wen.com)  
Para obtener instrucciones de instalación, los materiales requeridos y la información completa sobre la garantía visite [homedepot.jeld-wen.com](http://homedepot.jeld-wen.com)

Primed Steel 6 Panel Premium Steel  
4-9/16 Jamb w/ Brickmould  
4x4 Hinge Finish  
Satin Nickel

WIDTH 36 HEIGHT 80  
Rough Opening 38 1/2 x 82 1/2

RIGHT HAND INSWING

827643



PREMIUM STEEL

JELD-WEN  
WINDOWS & DOORS



9 LITE 2-PANEL

**Strong, sturdy steel door construction**  
Puerta de acero de construcción fuerte y robusta

**Reinforced lock area for added security**  
El área de la cerradura está reforzada para proporcionar mayor seguridad

**Lifetime Limited Manufacturer Warranty & 20 Year Glass Seal Warranty**  
Garantía limitada de por vida del fabricante y sello de vidrio con 20 años de garantía

**Tools, fasteners, sealant and shims required for installation (not included)**  
Se necesitan herramientas, sujetadores, selladores y cuñas para la instalación (no incluidos)

**GET IT INSTALLED**  
Ask an Associate for Details  
Consulta a un Asesorista para más detalles


For installation instructions, materials required and full warranty information visit [homedepot.jeld-wen.com](http://homedepot.jeld-wen.com)  
Para obtener instrucciones de instalación, los materiales requeridos y la información completa sobre la garantía visite [homedepot.jeld-wen.com](http://homedepot.jeld-wen.com)

Primed Steel 9 Lite Clear Tempered Glass 4-9/16 Jamb w/ Brickmould  
4x4 Hinge Finish  
Satin Nickel

WIDTH 32 HEIGHT 80  
Rough Opening 34 1/2 x 82 1/2

RIGHT HAND INSWING

827425




PREMIUM STEEL

Primed Steel 6 Panel Premium Steel  
4-9/16 Jamb w/ Brickmould  
4x4 Hinge Finish  
Satin Nickel

WIDTH 32 HEIGHT 80  
Rough Opening 34 1/2 x 82 1/2

LEFT HAND INSWING

827621

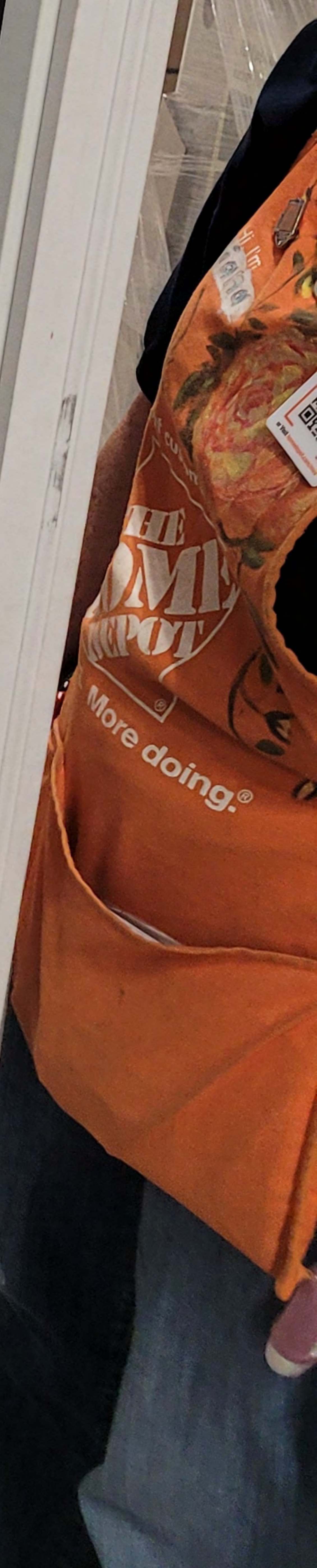






ENERGY STAR Certified in Performance Ratings  
ENERGY STAR  
JELD-WEN  
CERTIFIED  
PERFORMANCE RATINGS  
U-FACTOR: 0.35  
R-VALUE: 0.88  
AIR INFILTRATION: 0.15  
SOUND TRANSMISSION CLASS: 2.5  
WEIGHT: 35 lbs  
HEIGHT: 80 in  
WIDTH: 36 in  
FINISH: White  
HANDLE: Silver  
INSTALLATION: See instructions  
WARRANTY: 5 Year Limited  
MODEL: JLD2000-01  
DATE: 12/15/14

HEIGHT 80  
WIDTH 36  
34168  
PREMIUM STEEL





**JELD-WEN**  
WINDOWS & DOORS



**FAN LITE 4-PANEL**



**Strong, sturdy steel door construction**  
Puerta de acero de construcción fuerte y robusta



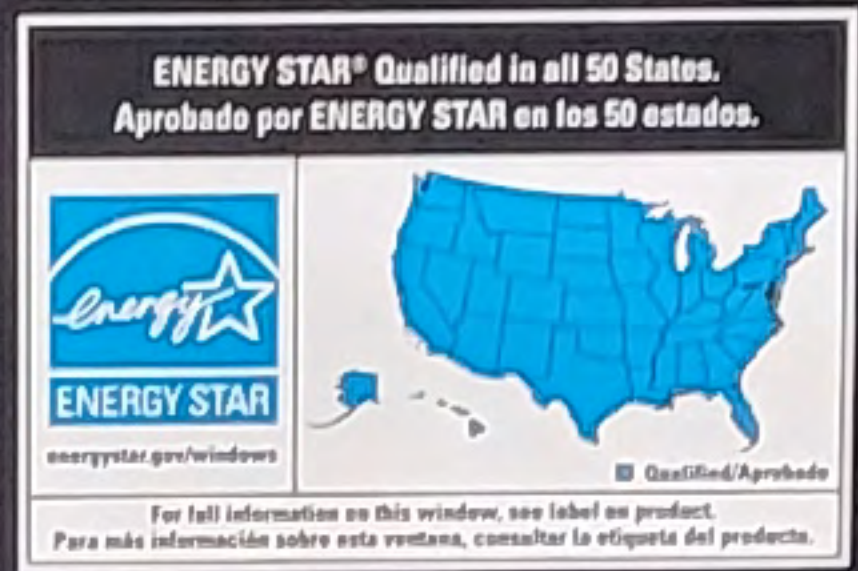
**Reinforced lock area for added security**  
El área de la cerradura está reforzada para proporcionar mayor seguridad



**Lifetime Limited Manufacturer Warranty & 20 Year Glass Seal Warranty**  
Garantía limitada de por vida del fabricante y sello del vidrio con 20 años de garantía



**Tools, fasteners, sealant and shims required for installation (not included)**  
Herramientas, tornillos, selladores y cuñas para la instalación (no incluidos)



**GET IT INSTALLED**  
Ask an Associate for Details  
Consulte a un Asesorado para más Detalles

For installation instructions, materials required and full warranty information visit [homedepot.jeld-wen.com](http://homedepot.jeld-wen.com)

Primed Steel Fan Lite  
Clear Tempered Glass  
45/216 Jamb w/ Brickmould  
Size Range / Finish: Satin Nickel / Rating/Other

|           |           |
|-----------|-----------|
| WIDTH     | HEIGHT    |
| <b>32</b> | <b>80</b> |

Rough Opening 34 1/2 x 82 1/2  
**RIGHT HAND INSWING**  
As Viewed From Exterior of Home  
**834168**

**PREMIUM STEEL**







LARRY BUTTEN  
891 EDISON

PAINT

PRODUCT

SHERWIN-WILLIAM

PAINT COLOR

C. 4. YELLOWISH WHITE  
C. 1 LIGHT BLuish GRAY

SHEEN

FLAT.

LOCATION

FRONT, WEST, EAST,  
REAR



LARRY BOTTEN  
891 EDISON  
PAINT

PRODUCT SHERWIN-WILLIAM

PAINT COLOR C.4. YELLOWISH WHITE  
C.1 LIGHT BLUISH GRAY

SHEEN FLAT

LOCATION FRONT, WEST, EAST,  
REAR

SHERWIN-WILLIAMS 701341 05/05/22  
313-868-3060 Order# 0142387

EXTERIOR ARCHITECTURAL  
RESILIENCE LATEX  
FLAT STANDALONE

C:1 LIGHT BLUISH GRAY  
CUSTOM MANUAL MATCH

| CCE*COLORANT | OZ | 32 | 64 | 128 |
|--------------|----|----|----|-----|
| W1-White     | -  | 6  | -  | -   |
| B1-Black     | -  | 18 | -  | -   |
| R2-Maroon    | -  | -  | 1  | -   |
| Y3-Deep Gold | -  | 7  | 1  | -   |

QUART DEEP  
K42W00053 640413373

**NOT RECOMMENDED FOR USE ON VINYL**

Non Returnable Tinted Color  
CAUTION: To assure consistent color, always order enough paint to complete the job and intermix all containers of the same color before application. Mixed colors may vary slightly from color strip or color chip.



0142387-001

SHERWIN-WILLIAMS 701341 05/05/22  
313-868-3060 Order# 0142389

EXTERIOR ARCHITECTURAL  
RESILIENCE LATEX  
FLAT STANDALONE


2829 CLASSICAL WHITE  
SHER-COLOR FORMULA

| CCE*COLORANT | OZ | 32 | 64 | 128 |
|--------------|----|----|----|-----|
| Y3-Deep Gold | -  | 2  | -  | -   |

QUART EXTRA WHITE  
K42W00051 640413332

**NOT RECOMMENDED FOR USE ON VINYL**

Non Returnable Tinted Color  
CAUTION: To assure consistent color, always order enough paint to complete the job and intermix all containers of the same color before application. Mixed colors may vary slightly from color strip or color chip.



0142389-001

24b



PK  
50  
pk  
1001-321-790  
© 2007

FLATLOK 6-3/4" W  
\$2  
FIVE STAR  
ASLE SAT IN 75  
15 018



Cortex  
2" TRADITIONAL  
Cortex

Cortex

0  
\$32.50

750



18  
\$74.50

SPAX  
\$12.18



Contact: MET













891



















































