

# DHDC 22-7806

## APPROVAL DOCUMENT – POST AT WORK LOCATION

CITY OF DETROIT  
HISTORIC DISTRICT COMMISSION

2 WOODWARD, SUITE 808  
DETROIT, MICHIGAN 48226

5/17/22

### CERTIFICATE OF APPROPRIATENESS

Larry Butler  
891 Edison  
Detroit, MI 48223

**RE: Application Numbers 22-7806; 891 Edison; Boton-Edison Historic District**

Dear Applicant,

At the Regular Meeting that was held on May 11, 2022, the Detroit Historic District Commission (“DHDC”) reviewed the above-referenced application. Pursuant to Section 5(1) of the Michigan Local Historic District Act, as amended, being MCL 399.205 (1) and Sections 21-2-73/21-2-78 of the 2019 Detroit City Code; the DHDC hereby issues a Certificate of Appropriateness (“COA”) for the following work, effective on May 16, 2022, as it meets the Secretary of Interior’s Standards for Rehabilitation and the district’s Elements of Design:

- ***Repair roof of house and garage per attached description.***
- ***Rehabilitate walls, siding, and soffits per attached description.***
- ***Rehabilitate windows and doors per attached description.***
- ***Paint house and trim per attached description.***
- ***Rehabilitate front steps, rear porch deck, rear 2<sup>nd</sup> floor sleeping room per attached description.***
- ***Install garage doors and rehabilitate garage windows per attached description.***

*The Certificate of Appropriateness is issued with the following conditions:*

- ***HDC staff has final approval over the alterations of the rear porch and 2<sup>nd</sup> floor sleeping room.***

Please retain this COA for your files and post it at the subject property until work is complete. It is important to note that approval by the DHDC does not waive the applicant's responsibility to comply with any other applicable ordinances or statutes. If you have any questions regarding the foregoing, please contact staff at 313-224-1762 or [hdc@detroitmi.gov](mailto:hdc@detroitmi.gov).

For the Commission:



Daniel Rieden  
Detroit Historic District Commission



Site photo 2, by Applicant: Rear elevation (Southeast) showing current conditions and vinyl windows installed by a previous owner.



Aerial 1 of Parcel # 04002606 by Detroit Parcel Viewer.

## PROPOSAL

The proposed work consists of several scopes of work as described below. In most cases the work described entails repair of existing materials with like materials and the replacement of existing vinyl windows from a former owner with wood windows.

### Repair roof of house and garage

- Replace roof asphalt shingles with Owens Corning TruDefinition Duration asphalt shingles, color slate
- Replace existing aluminum gutters with white aluminum gutters

### Rehabilitate walls, siding and soffits

- Repair deteriorated areas in soffits and siding: use matching wood and overlay style for soffits, clapboard and shake siding
- Repair rear walls with 2x4 plywood framing in an approximate 6'x15' area. Install wood shake shingles, 6'x16' area, and wood clapboard, 6'x 6' area, to match existing.
- Repair west wall siding with wood shake shingles, 2'x25' area, to match existing.
- Repair east walls with 2x4 plywood framing in an approximate 4'x15' area. Install wood shake shingles, 2'x30' and 8'x10' areas, and wood clapboard, 1'x 8' area, to match existing.
- Paint to existing color, C:1 or C:4, depending on location



Site photo 3, by Applicant showing garage at the rear of the property with new asphalt roof (work completed without approval).

### Rehabilitate windows and doors

- Restore front wood door: remove, repair and replace existing front door.
- Install two (2) steel doors at the rear of the house:
  - one (1) 6-panel Jeldwen steel replacement basement door, color white, no window
  - one (1) 4-panel Jeldwen steel replacement door, color white, fan lite.
- Replace eight (8) vinyl windows in rear elevation from a previous owner:
  - six (6) 32"x58" wood, double-hung Jeldwen window with true divided light 6/1.
  - one (1) 30"x46" wood, double-hung Jeldwen window with no grid/divided light.
  - one (1) 24"x36" wood, double-hung Jeldwen window with no grid/divided light.
- Install three (3) casement windows for the front elevation, 2<sup>nd</sup> floor with 2x3 true divided light:
  - One (1) 18"x36" wood, Jeldwen casement, hinge operation in the middle.
  - Two (2) 18"x36" wood, Jeldwen casement, fixed on either side.
  - Retain original casement frame.
- All other windows (28) will install panes of sheet glass to match existing glass, retaining all wood windows.
- Paint window trim existing color, off-white (C:4)

### Paint house & trim

- Paint house and trim using existing colors off-white (C:4) for body and trim and gray colors (C:1) body and porches, which was painted this color by a previous owner, using Color System C:
  - C:1 – Sherwin Williams "Light Bluish Gray", flat sheen
  - C:4 – Sherwin Williams "2829 Classical White", flat sheen

### Rehabilitate front steps, rear porch deck, rear sleeping room (2<sup>nd</sup> floor enclosed porch)

- Install 6' wide wood front steps, paint grey C:1 to match existing color
- Install one (1) wrought-iron handrail for the steps, left side, facing the house.
- Repair rear, 4'x6' wood porch/deck, install 3 steps, paint grey C:1.
- Remove rotted wood skirting from rear, porch deck and install 1x4 white pine skirting, approximately 30' length of area, paint grey C:1.
- Remove rotted wood from sleeping room skirt wall, approximately 15' length of area, replace with tongue-and-groove plank wall, paint grey C:1.

### Garage Doors & Windows

- Install steel replacement Clopay 8'x7' short-panel garage door, no windows (alley security), color white.
- Install one (1) six-panel Jeldwen steel replacement door, color white, no windows.
- Replace broken glass for windows on front, east and west sides



# HISTORIC DISTRICT COMMISSION PROJECT REVIEW REQUEST

CITY OF DETROIT  
PLANNING & DEVELOPMENT DEPARTMENT  
2 WOODWARD AVENUE, ROOM 808, DETROIT, MI 48226

DATE: 3/28/2022

## PROPERTY INFORMATION

ADDRESS: 891 GOISON AKA: \_\_\_\_\_

HISTORIC DISTRICT: BOSTON EDINBORO

## APPLICANT IDENTIFICATION

Property Owner/Homeowner     Contractor     Tenant or Business Occupant     Architect/Engineer/Consultant

NAME: LARRY BUTLER COMPANY NAME: LARRY'S CONSTRUCTION

ADDRESS: 155 11 VAUGHAN CITY: DET STATE: MI ZIP: 48223

PHONE: 313-475-1368 MOBILE: \_\_\_\_\_ EMAIL: LARRY@LARRYSCONSTRUCTION.COM

## PROJECT REVIEW REQUEST CHECKLIST

Please attach the following documentation to your request:

- Photographs** of ALL sides of existing building or site
- Detailed photographs** of location of proposed work (photographs to show existing condition(s), design, color, & material)
- Description of existing conditions** (including materials and design)
- Description of project** (if replacing any existing material(s), include an explanation as to why replacement--rather than repair--of existing and/or construction of new is required)
- Detailed scope of work** (formatted as bulleted list)
- Brochure/cut sheets** for proposed replacement material(s) and/or product(s), as applicable

### NOTE:

Based on the scope of work, additional documentation may be required.

See [www.detroitmi.gov/hdc](http://www.detroitmi.gov/hdc) for scope-specific requirements.

Upon receipt of this documentation, staff will review and inform you of the next steps toward obtaining your building permit from the Buildings, Safety Engineering and Environmental Department (BSEED) to perform the work.

**SUBMIT COMPLETED REQUESTS TO [HDC@DETROITMI.GOV](mailto:HDC@DETROITMI.GOV)**



**City of Detroit Planning & Development Department**

**Housing Service Division**

65 Cadillac Square, Suite 1700 & 1900, Detroit, MI 48226

**Property Owner's Styles & Color Selections**

Case No.: \_\_\_\_\_ Program Name: Historic District Commission  
Property Owner: Larry Butler Rehab. Specialist: \_\_\_\_\_  
Property Address: 891 Edison Contract: \_\_\_\_\_  
City, State Zip: DETROIT, MI 48202

Roofing Style & Color: Architectural Shingles/Slate

Gutters & Downspouts Color: Aluminum Gutter/White

Exterior Paint Color: Gray/White Color Matching Paint

Exterior Trim Paint Color: White

Siding Style & Color: /Soffit /Wood Shake Clad Boad Overlay Styles In Deteriorated Areas

Window Trim Color: White

Exterior Front Door Style & Color: Wood Door /Restore

Exterior Grade/Rear Doors Style & Color: Install 6 Panel Steel Replacement Door/White

Cabinet Door Style & Color: Install Panes of Glass With Matching Glass

Cabinet Drawer Front Style: \_\_\_\_\_

Countertop Pattern & Color: \_\_\_\_\_

\_\_\_\_\_ Room Paint Color: Install app 6 Ft Step on Front /Paint Grey wood Will Handrail

\_\_\_\_\_ Room Paint Color: Repair Rear Porch Deck app 4x6 Wood will app 3 Step

\_\_\_\_\_ Room Paint Color: GARAGE/Install Roof/Install Garage Door/Install Steel Replacement Door

\_\_\_\_\_ Room Paint Color: WINDOW:Storm Window app35

\_\_\_\_\_ Room Paint Color: Window: Replacment app 6 Wood Window

\_\_\_\_\_ Room Paint Color: \_\_\_\_\_

\_\_\_\_\_ Room Paint Color: \_\_\_\_\_

\_\_\_\_\_ Room Paint Color: \_\_\_\_\_

Flooring Pattern & Color: \_\_\_\_\_

Carpet Pattern & Color: \_\_\_\_\_

\_\_\_\_\_  
**Property Owner's Signature & Date**



GARAGE

891 EDISON

INSTALL 6 PANEL STEEL DOOR

INSTALL GARAGE DOOR

INSTALL CLEAN GLASS, FRONT, WEST  
EAST



891 EDISON

REAR

REMOVE Vinyl window (7)

INSTALL wood window (1) double hung

(6) double hung with ④ TRUE LIGHT

REPAIR Siding, INSTALL (2) 6 PANEL

STEEL DOOR, INSTAL 3 STEP WOOD TREAT

LUMBER



① Remove storm window  
From Application

② PAINT

③ DOOR KIC

④ REAR

① UPSTAIR porch sleep.

REMOVE SKIRT WALL ROT WOOD APP 15'

AND INSTALL APP 15 TONGUE AND GROOVE WALL

② PLANK

DOWN STAIR REMOVE SKIRT ROT WOOD INSTALL  
.1x4 WHITE PINE APP 30'

3 INSTALL GLASS 47x67 App. Tempen

① REAR WALL 2x4 / plywood App 6x15  
Repair

INSTALL SHAKE WOOD SHINGLE APP ~~6x16~~

INSTALL CLAP BOARD OVERLAY style 6x16  
App. 6x6 siding



WEST

UPSTAIR INSTALL 2' x 25 app wood  
shingle THAT MISS

EAST

REPAIR MISS WOOD SHAKE SHINGLE 2' x 30'

REPAIR WALL 2x4 / plywood app 4x15

INSTALL CLAP BOARD OVER LAY STYLE

SCAW SIDING APP 1' x 8

INSTALL SHAKE WOOD SHINGLE 8 x 10







windows (35)

ALUMINUS TOTAL = 8

Southside 7 6 = 32/58 (Lite)  
1 = 24/38 double hung  
wood

Westside 1 double hung

ALL OTHER WINDOWS will be Replaced  
with sheet glass

Contact info: LARRYSCONT4@gmail.com  
COPY: keeyan@A#.NET





# The Home Depot Special Order Quote

Customer Agreement #: H6821-236223  
Printed Date: 5/4/2022

**Customer:** LARRY BUTLER

**Address:** 37850 CEDAR DR  
NEW BOSTON, MI 48164

**Phone 1:** 313-475-1368

**Phone 2:**

**Store:** 6821

**Associate:** DIANA

**Address:** 3163 Fairlane Drive  
Allen Park, MI 48101

**Phone:** (313)271-8842

**Pre-Savings Total:** \$8,053.86

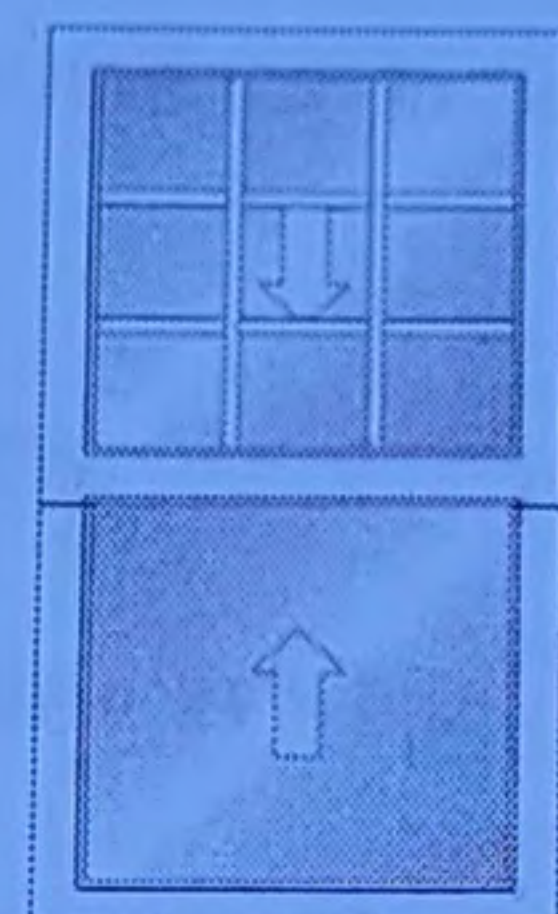
**Total Savings:** (\$0.00)

**Pre-Tax Price:** \$8,053.86

All prices are subject to change. Customer is responsible for verifying product selections. The Home Depot will not accept returns for the below products.



Catalog Version 116



Frame Width = 31 1/4"  
Frame Height = 57 1/4"  
Sash Split = Even Divide

Line Number	Item Summary	Was Price	Now Price	Quantity	Total Savings	Total Price
100-1	31.25-in x 57.25-in JELD-WEN Wood W-2500 Double Hung	\$818.14	\$818.14	6	\$0.00	\$4,908.84
<b>Unit 100 Total:</b>		<b>\$818.14</b>	<b>\$818.14</b>		<b>\$0.00</b>	<b>\$4,908.84</b>

### Begin Line 100 Description

---- Line 100-1 ----

Wood W-2500,  
Double Hung,  
31.25 x 57.25  
ProductTileBackendName = JWWoodWindows  
Assembly = Full Unit,  
Exterior Trim Type = No Exterior Trim,  
Exterior Trim Options = No,  
Regional Compliance = US National-WDMA/ASTM  
Vent Division = Even Divide,  
Order By = Rough Opening Size,  
Rough Opening Width = Custom Size,  
Custom Rough Opening Width = 32,  
Rough Opening Height = Custom Size,  
Custom Rough Opening Height = 58  
Species = Auralast Pine,  
Interior Finish Type = Natural,  
Finish - Interior = Natural,  
Finish - Exterior = Natural Pine,  
Sash to Match Exterior Finish = Yes,  
Finish - Sash (Exterior) = Natural Pine  
Jamb Width = 4 9/16"  
Rating = PG 25,

Sill Nosing = No Sill Nosing,  
Prep for Stool = No  
Hardware Finish - Interior = White,  
Number of Locks = 1,  
Screen Options = No Screen  
Energy Efficiency = Standard,  
STC / OITC Rating = Standard,  
Glazing = Insulated,  
Low-E Options = Clear,  
Glass Color = Clear,  
Glass Type = Annealed,  
Neat Glass = No,  
Glass Thickness = Standard Default Thickness,  
Protective Film = No Protective Film,  
Spacer Color = Silver Spacer,  
Glass Options = None  
Grid Type = 7/8" Putty SDL w/Perm Wood,  
Interior Bar Profile = Traditional Bead Bar,  
Location for Grid = Top Lite(s) Only,  
Grid Finish = Silver Shadow Bar,  
SDL Finish = Natural Pine,  
Grid Pattern = Colonial,  
Lites Wide - Top = 3,

Lites High - Top = 3  
Certification = None,  
Jambliner = White Jambliner,  
Jamb Liner Options = Compression Jambliner,  
Sill Stop = Sill Stop Applied,  
Sash Limiter = No Sash Limiter,  
Finger Plows = No Finger Plows  
U-Factor = 0.46,  
Solar Heat Gain Coefficient = 0.52,  
Visible Light Transmittance = 0.54,  
Condensation Resistance = 44,  
CPD# = JEL-N-578-01923-00002  
Room Location = Not Specified,  
Is This a Remake = No,  
Specific Information = Not Specified  
Manufacturer = JELD-WEN, Rantoul(IL),  
Contact Number = 1-800-246-9131 Option 2,  
Catalog Version Date = 03/15/2022,  
Catalog Version = 22.1.3.1  
Unit 1 Glass 1: None  
Unit 1 Glass 2: 7/8" Putty SDL w/Perm Wood,  
Unit 1 Glass 2: Colonial,  
Unit 1 Glass 2: 3W3H

### End Line 100 Description





Frame Width = 29 1/4"  
 Frame Height = 45 1/4"  
 Sash Split = Even Divide

Number	Item Summary	Was Price	Now Price	Quantity	Total Savings	Total Price
200-1	29.25-in x 45.25-in JELD-WEN Wood W-2500 Double Hung	\$575.77	\$575.77	1	\$0.00	\$575.77
<b>Unit 200 Total:</b>		<b>\$575.77</b>	<b>\$575.77</b>		<b>\$0.00</b>	<b>\$575.77</b>

**Begin Line 200 Description**

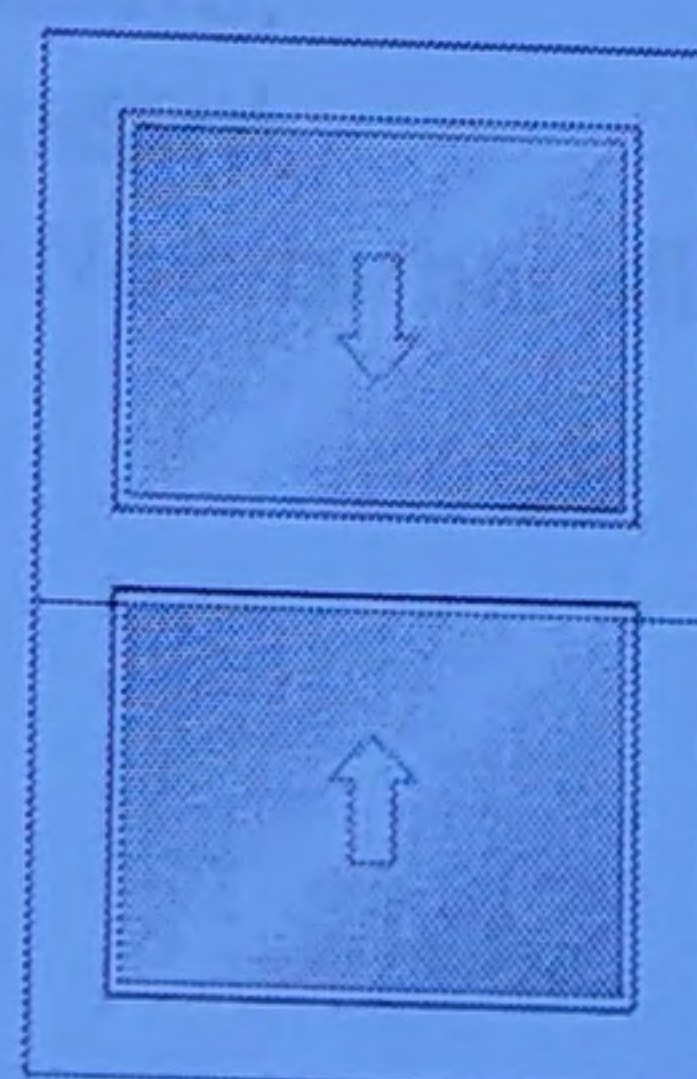
Wood W-2500,  
 Double Hung,  
 ,  
 29.25 x 45.25  
 ProductTileBackendName = JWWoodWindows  
 Assembly = Full Unit,  
 Exterior Trim Type = No Exterior Trim,  
 Exterior Trim Options = No,  
 Regional Compliance = US National-WDMA/ASTM  
 Vent Division = Even Divide,  
 Order By = Rough Opening Size,  
 Rough Opening Width = Custom Size,  
 Custom Rough Opening Width = 30,  
 Rough Opening Height = Custom Size,  
 Custom Rough Opening Height = 46  
 Species = Auralast Pine,  
 Interior Finish Type = Natural,  
 Finish - Interior = Natural,  
 Finish - Exterior = Natural Pine,  
 Sash to Match Exterior Finish = Yes,

---- Line 200-1 ----

Finish - Sash (Exterior) = Natural Pine  
 Jamb Width = 4 9/16"  
 Rating = PG 25,  
 Sill Nosing = No Sill Nosing,  
 Prep for Stool = No  
 Hardware Finish - Interior = White,  
 Number of Locks = 1,  
 Screen Options = No Screen  
 Energy Efficiency = Standard,  
 STC / OITC Rating = Standard,  
 Glazing = Insulated,  
 Low-E Options = Clear,  
 Glass Color = Clear,  
 Glass Type = Annealed,  
 Neat Glass = No,  
 Glass Thickness = Standard Default Thickness,  
 Protective Film = No Protective Film,  
 Spacer Color = Silver Spacer,  
 Glass Options = None  
 Grid Type = No Grids

Certification = None,  
 Jambliner = White Jambliner,  
 Jamb Liner Options = Compression Jambliner,  
 Sill Stop = Sill Stop Applied,  
 Sash Limiter = No Sash Limiter,  
 Finger Plows = No Finger Plows  
 U-Factor = 0.46,  
 Solar Heat Gain Coefficient = 0.58,  
 Visible Light Transmittance = 0.6,  
 Condensation Resistance = 44,  
 CPD# = JEL-N-578-01923-00001  
 Room Location = Not Specified,  
 Is This a Remake = No,  
 Specific Information = Not Specified  
 Manufacturer = JELD-WEN, Rantoul(IL),  
 Contact Number = 1-800-246-9131 Option 2,  
 Catalog Version Date = 03/15/2022,  
 Catalog Version = 22.1.3.1  
 None

**End Line 200 Description**



Frame Width = 23 1/4"  
 Frame Height = 35 1/4"  
 Sash Split = Even Divide

Line Number	Item Summary	Was Price	Now Price	Quantity	Total Savings	Total Price
300-1	23.25-in x 35.25-in JELD-WEN Wood W-2500 Double Hung	\$509.59	\$509.59	1	\$0.00	\$509.59
<b>Unit 300 Total:</b>		<b>\$509.59</b>	<b>\$509.59</b>		<b>\$0.00</b>	<b>\$509.59</b>

**Begin Line 300 Description**

---- Line 300-1 ----

Wood W-2500,  
 Double Hung,  
 ,  
 23.25 x 35.25  
 ProductTileBackendName = JWWoodWindows

Finish - Sash (Exterior) = Natural Pine  
 Jamb Width = 4 9/16"  
 Rating = PG 25,  
 Sill Nosing = No Sill Nosing,  
 Prep for Stool = No

Certification = None,  
 Jambliner = White Jambliner,  
 Jamb Liner Options = Compression Jambliner,  
 Sill Stop = Sill Stop Applied,  
 Sash Limiter = No Sash Limiter,



No Exterior Trim,  
 ns = No,  
 ce = US National-WDMA/ASTM  
 ven Divide,  
 gh Opening Size,  
 g Width = Custom Size,  
 gh Opening Width = 24,  
 ening Height = Custom Size,  
 ough Opening Height = 36  
 = Auralast Pine,  
 or Finish Type = Natural,  
 n - Interior = Natural,  
 sh - Exterior = Natural Pine,  
 sh to Match Exterior Finish = Yes,

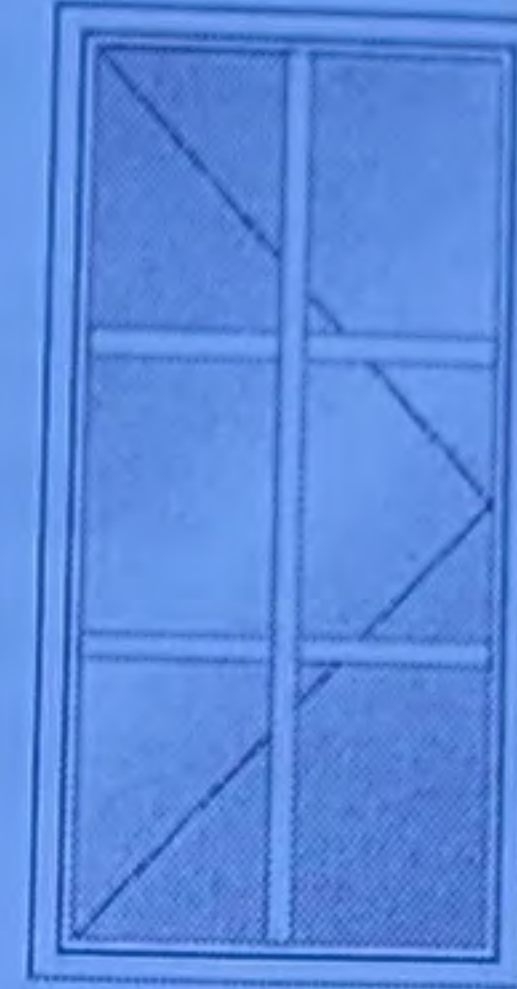
Hardware Finish - Interior = White,  
 Number of Locks = 1,  
 Screen Options = No Screen  
 Energy Efficiency = Standard,  
 STC / OITC Rating = Standard,  
 Glazing = Insulated,  
 Low-E Options = Clear,  
 Glass Color = Clear,  
 Glass Type = Annealed,  
 Neat Glass = No,  
 Glass Thickness = Standard Default Thickness,  
 Protective Film = No Protective Film,  
 Spacer Color = Silver Spacer,  
 Glass Options = None  
 Grid Type = No Grids

Finger Plows = No Finger Plows  
 U-Factor = 0.46,  
 Solar Heat Gain Coefficient = 0.58,  
 Visible Light Transmittance = 0.6,  
 Condensation Resistance = 44,  
 CPD# = JEL-N-578-01923-00001  
 Room Location = Not Specified,  
 Is This a Remake = No,  
 Specific Information = Not Specified  
 Manufacturer = JELD-WEN, Rantoul(IL),  
 Contact Number = 1-800-246-9131 Option 2,  
 Catalog Version Date = 03/15/2022,  
 Catalog Version = 22.1.3.1  
 None

End Line 300 Description



Catalog Version 116



Part Width 0"  
 Part Height 0"

Line Number	Item Summary	Was Price	Now Price	Quantity	Total Savings	Total Price
400-1	17.5-in x 35.75-in JELD-WEN Wood W-5500 Casement	\$695.06	\$695.06	1	\$0.00	\$695.06
<b>Unit 400 Total:</b>		<b>\$695.06</b>	<b>\$695.06</b>		<b>\$0.00</b>	<b>\$695.06</b>

Begin Line 400 Description

---- Line 400-1 ----


Wood W-5500,  
 Casement,  
 ,  
 17.5 x 35.75  
 ProductTileBackendName = JWWoodWindows  
 Assembly = Pocket Unit,  
 Exterior Trim Type = Install Kit Only (No Trim/No  
 Nail Fin),  
 Exterior Trim Options = No,  
 Regional Compliance = Non-Certified,  
 Configuration = Right Hinge,  
 Sill Angle = 0 Deg  
 Order By = Pocket Opening Size,  
 Pocket Opening Width = 18,  
 Pocket Opening Height = 36  
 Species = Auralast Pine,  
 Interior Finish Type = Natural,  
 Finish - Interior = Natural,  
 Finish - Exterior = Natural Pine,  
 Sash to Match Exterior Finish = Yes,  
 Finish - Sash (Exterior) = Natural Pine  
 Jamb Width = Custom,  
 Custom Jamb Width = 3.25

Hardware Finish - Interior = White,  
 Stainless Steel Hardware = Standard  
 Operator/Hinge,  
 Handle = Nesting Crank Handle,  
 Egress Hinge = Standard Hinge,  
 Screen Options = BetterVue Mesh,  
 Screen Finish = Brilliant White  
 Energy Efficiency = Standard,  
 STC / OITC Rating = Standard,  
 Blinds Between Glass = No Internal Blinds,  
 Glazing = Insulated,  
 Low-E Options = Clear,  
 Glass Color = Clear,  
 Glass Type = Annealed,  
 Neat Glass = No,  
 Glass Thickness = Standard Default Thickness,  
 Protective Film = Protective Film,  
 Spacer Color = Silver Spacer,  
 Glass Options = None,  
 Glazing Stop Style = Traditional  
 Grid Type = 7/8" Bead SDL w/Perm Wood,  
 Interior Bar Profile = Traditional Bead Bar,  
 Grid Finish = Silver Shadow Bar,

SDL Finish = Natural Pine,  
 Grid Pattern = Colonial,  
 Lites Wide = 2,  
 Lites High = 3  
 Certification = None,  
 Radius Top Rail = None,  
 Sash Limiter = No Sash Limiter  
 U-Factor = 0.44,  
 Solar Heat Gain Coefficient = 0.49,  
 Visible Light Transmittance = 0.51,  
 Condensation Resistance = 45,  
 CPD# = JEL-N-905-00787-00001  
 Room Location = Not Specified,  
 Is This a Remake = No,  
 Specific Information = Not Specified  
 Manufacturer = JELD-WEN, Rantoul(IL),  
 Contact Number = 1-800-246-9131 Option 2,  
 Catalog Version Date = 03/15/2022,  
 Catalog Version = 22.1.3.1  
 7/8" Bead SDL w/Perm Wood,  
 Colonial,  
 2W3H

End Line 400 Description





Part Width 0"  
Part Height 0"

Line Number	Item Summary	Was Price	Now Price	Quantity	Total Savings	Total Price
500-1	17.5-in x 35.75-in JELD-WEN Wood W-5500 Casement	\$682.30	\$682.30	2	\$0.00	\$1,364.60
<b>Unit 500 Total:</b>		<b>\$682.30</b>	<b>\$682.30</b>		<b>\$0.00</b>	<b>\$1,364.60</b>

**Begin Line 500 Description**

---- Line 500-1 ----

Wood W-5500,  
Casement,  
,  
17.5 x 35.75  
ProductTileBackendName = JWWoodWindows  
Assembly = Pocket Unit,  
Exterior Trim Type = Install Kit Only (No Trim/No  
Nail Fin),  
Exterior Trim Options = No,  
Regional Compliance = Non-Certified,  
Configuration = Stationary,  
Sill Angle = 0 Deg  
Order By = Pocket Opening Size,  
Pocket Opening Width = 18,  
Pocket Opening Height = 36  
Species = Auralast Pine,  
Interior Finish Type = Natural,  
Finish - Interior = Natural,  
Finish - Exterior = Natural Pine,  
Sash to Match Exterior Finish = Yes,  
Finish - Sash (Exterior) = Natural Pine

Jamb Width = Custom,  
Custom Jamb Width = 3.25  
Energy Efficiency = Standard,  
STC / OITC Rating = Standard,  
Blinds Between Glass = No Internal Blinds,  
Glazing = Insulated,  
Low-E Options = Clear,  
Glass Color = Clear,  
Glass Type = Annealed,  
Neat Glass = No,  
Glass Thickness = Standard Default Thickness,  
Protective Film = Protective Film,  
Spacer Color = Silver Spacer,  
Glass Options = None,  
Glazing Stop Style = Traditional  
Grid Type = 7/8" Bead SDL w/Perm Wood,  
Interior Bar Profile = Traditional Bead Bar,  
Grid Finish = Silver Shadow Bar,  
SDL Finish = Natural Pine,  
Grid Pattern = Colonial,

Lites Wide = 2,  
Lites High = 3  
Certification = None,  
Radius Top Rail = None  
U-Factor = 0.45,  
Solar Heat Gain Coefficient = 0.57,  
Visible Light Transmittance = 0.58,  
Condensation Resistance = 45,  
CPD# = JEL-N-906-00787-00001  
Room Location = Not Specified,  
Is This a Remake = No,  
Specific Information = Not Specified  
Manufacturer = JELD-WEN, Rantoul(IL),  
Contact Number = 1-800-246-9131 Option 2,  
Catalog Version Date = 03/15/2022,  
Catalog Version = 22.1.3.1  
7/8" Bead SDL w/Perm Wood,  
Colonial,  
2W3H

**End Line 500 Description**



## Window & Patio Door Limited Warranty

### OUR WARRANTY TO YOU...

JELD-WEN® Products<sup>1</sup> are designed to create lasting value for your home. This warranty is effective for all JELD-WEN window and patio door Products (except United Collection products) manufactured on or after **June 1, 2019** for use in the United States and Canada. Any previous warranties will continue to apply to products manufactured by JELD-WEN prior to this date. For additional information, including care and maintenance instructions, installation instructions, and previous warranties, refer to [www.jeld-wen.com](http://www.jeld-wen.com) or [www.jeld-wen.ca](http://www.jeld-wen.ca).

#### WHAT THIS WARRANTY COVERS

Except as set forth in the Special Coverages section below, we warrant that if your JELD-WEN Product exhibits a defect in material or workmanship within the time periods from the date of manufacture as specified below, we will, at our option, repair, replace or refund the purchase price of the Product or component part. Skilled labor<sup>2</sup> (where deemed necessary by us) to repair or replace any component is provided as specified below.

	Wood & Metal Clad Wood	Composite	Vinyl & Metal Clad Vinyl	Aluminum
Basic Product Coverage Owner-Occupied Single-Family Residence	20 years	10 years; glass is covered for 20 years	as long as you own and occupy your residence	10 years
Basic Product Coverage Commercial (Other than Owner-Occupied Single-Family Residence)	20 years	10 years	10 years	2 years
Skilled Labor <sup>2</sup> Coverage	2 years	2 years	2 years	1 year
Transferability - the maximum length of any coverage when you sell your residence or it becomes occupied by other than the original owner	10 years	10 years	10 years	Non-transferable

#### Special Coverages (Applies to both Owner-Occupied and Commercial)

The following Special Coverages apply to special product features and options; not all options are available on all products or in all regions.

Glass Options	Coverage	Notes
Triple-Glazed Glass Units	20 years	Includes the glass panes and the insulating seal.
ImpactGard® Glass Units	10 years	
Special Glazings	5 years	Includes laminated glass units other than ImpactGard, and glass options not listed in our product literature, e.g., leaded or decorative glass.
Blinds/Shades Between the Glass	10 years	Includes the seal, external control mechanism, and operation of the shade/blind.
Stress Cracks	1 year	Applies to sealed glass units installed in windows and patio doors. Laminated glass and special glazings are excluded. Coverage includes replacement glass and skilled labor <sup>2</sup> necessary to replace the glass. Stress cracks occur when, in the first year after manufacture, the glass develops a crack without sign of impact.
Accidental Glass Breakage	Same as the Basic Product Coverage above (Owner-Occupied or Commercial)	Applies to Products ordered with double-strength or thicker glass. Not covered: damage attributable to acts of nature (e.g. fire, hurricane, etc.), civil disorder, building settling, structural failures of walls or foundations or improper installation, construction job-site mishaps, storage, or handling. Special glazings and ImpactGard glass are not covered by this glass breakage warranty.



GOOD CONSTRUCTION

**3 LAYER** Steel-Insulation-Steel



model **2050**

**WHITE**

**NO WINDOWS**

**SHORT PANEL**

**INSULATED**

Size

**8ft. x 7ft.**

Wide High

Model: 2050

SKU: 515487



0 92134 02193 3





30  
80  
RIGHT  
HAND  
SWING  
826257

30  
80  
RIGHT  
HAND  
SWING  
826257

30  
80  
RIGHT  
HAND  
SWING  
826257

30  
80  
RIGHT  
HAND  
SWING  
826257

30  
80  
RIGHT  
HAND  
SWING  
826257

30  
80  
RIGHT  
HAND  
SWING  
826257



JELD-WEN  
WINDOWS & DOORS



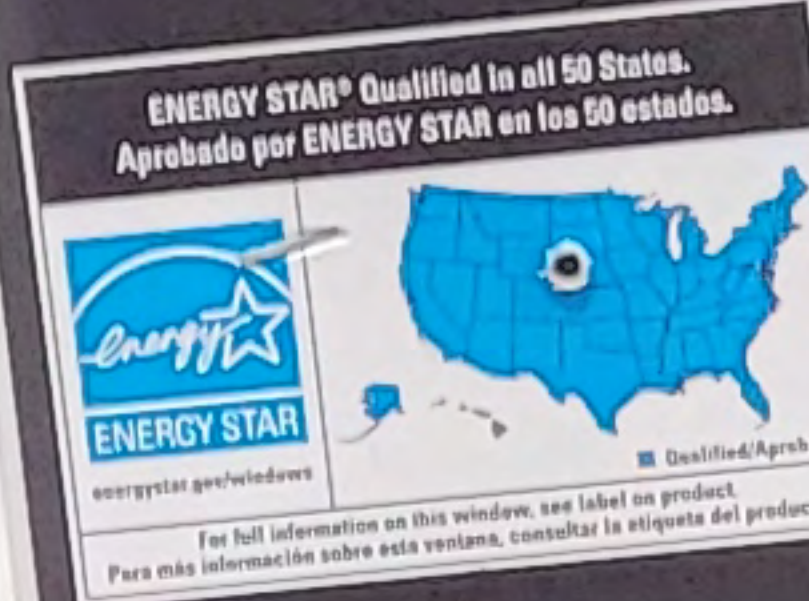
6-PANEL

**Strong, sturdy steel door construction**  
Puerta de acero de construcción fuerte y robusta

**Reinforced lock area for added security**  
El área de la cerradura está reforzada para proporcionar mayor seguridad

**Lifetime Limited Manufacturer Warranty**  
Garantía limitada de por vida del fabricante

**Tools, fasteners, sealant and shims required for installation (not included)**  
Se necesitan herramientas, sujetadores, selladores y cuñas para la instalación (no incluidos)



**GET IT INSTALLED**  
Ask an Associate for Details  
Consulta a un Asesorado para más detalles


For installation instructions, materials required and full warranty information visit [homedepot.jeld-wen.com](http://homedepot.jeld-wen.com)  
Para obtener instrucciones de instalación, los materiales requeridos y la información completa de garantía visite [homedepot.jeld-wen.com](http://homedepot.jeld-wen.com)

Primed Steel 6 Panel Premium Steel  
4-9/16 Jamb w/ Brickmould  
4x4 Hinge Finish  
Satin Nickel

WIDTH 36 HEIGHT 80  
Rough Opening 38 1/2 x 82 1/2

RIGHT HAND INSWING

827643



PREMIUM STEEL

JELD-WEN  
WINDOWS & DOORS



9 LITE 2-PANEL

**Strong, sturdy steel door construction**  
Puerta de acero de construcción fuerte y robusta

**Reinforced lock area for added security**  
El área de la cerradura está reforzada para proporcionar mayor seguridad

**Lifetime Limited Manufacturer Warranty & 20 Year Glass Seal Warranty**  
Garantía limitada de por vida del fabricante y sello de vidrio con 20 años de garantía

**Tools, fasteners, sealant and shims required for installation (not included)**  
Se necesitan herramientas, sujetadores, selladores y cuñas para la instalación (no incluidos)

**GET IT INSTALLED**  
Ask an Associate for Details  
Consulta a un Asesorado para más detalles


For installation instructions, materials required and full warranty information visit [homedepot.jeld-wen.com](http://homedepot.jeld-wen.com)  
Para obtener instrucciones de instalación, los materiales requeridos y la información completa de garantía visite [homedepot.jeld-wen.com](http://homedepot.jeld-wen.com)

Primed Steel 9 Lite Clear Tempered Glass 4-9/16 Jamb w/ Brickmould  
4x4 Hinge Finish  
Satin Nickel

WIDTH 32 HEIGHT 80  
Rough Opening 34 1/2 x 82 1/2

RIGHT HAND INSWING

827425




PREMIUM STEEL

Primed Steel 6 Panel Premium Steel  
4-9/16 Jamb w/ Brickmould  
4x4 Hinge Finish  
Satin Nickel

WIDTH 32 HEIGHT 80  
Rough Opening 34 1/2 x 82 1/2

LEFT HAND INSWING

827621









**JELD-WEN**  
WINDOWS & DOORS



**FAN LITE 4-PANEL**



**Strong, sturdy steel door construction**  
Puerta de acero de construcción fuerte y robusta



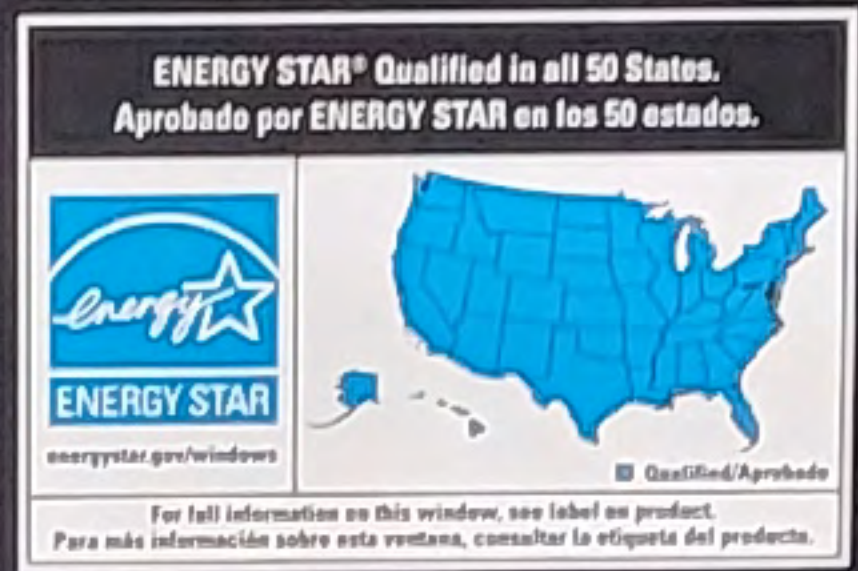
**Reinforced lock area for added security**  
El área de la cerradura está reforzada para proporcionar mayor seguridad



**Lifetime Limited Manufacturer Warranty & 20 Year Glass Seal Warranty**  
Garantía limitada de por vida del fabricante y sello del vidrio con 20 años de garantía



**Tools, fasteners, sealant and shims required for installation (not included)**  
Herramientas, tornillos, selladores y cuñas para la instalación (no incluidos)



**GET IT INSTALLED**  
Ask an Associate for Details  
Consulte a un Asesorado para más detalles

Primed Steel Fan Lite  
Clear Tempered Glass  
45/216 Jamb w/ Brickmould

WIDTH: **32** HEIGHT: **80**  
Rough Opening 34 1/2 x 82 1/2  
**RIGHT HAND INSWING**  
834168

**PREMIUM STEEL**







LARRY BUTTEN

891 EDISON

PAINT

PRODUCT

SHERWIN-WILLIAM

PAINT COLOR

C. 4. YELLOWISH WHITE

C. 1 LIGHT BLuish GRAY

SHEEN

FLAT.

LOCATION

FRONT, WEST, EAST,

REAR



LARRY BOTTEN  
891 EDISON  
PAINT

PRODUCT SHERWIN-WILLIAM

PAINT COLOR C.4. YELLOWISH WHITE  
C.1 LIGHT BLuish GRAY

SHEEN FLAT.

LOCATION FRONT, WEST, EAST,  
REAR

SHERWIN-WILLIAMS 701341 05/05/22  
313-868-3060 Order# 0142387

EXTERIOR ARCHITECTURAL  
RESILIENCE LATEX  
FLAT STANDALONE

C:1 LIGHT BLUISH GRAY  
CUSTOM MANUAL MATCH

CCE*COLORANT	OZ	32	64	128
W1-White	-	6	-	-
B1-Black	-	18	-	-
R2-Maroon	-	-	1	-
Y3-Deep Gold	-	7	1	-

QUART DEEP  
K42W00053 640413373

**NOT RECOMMENDED FOR USE ON VINYL**

Non Returnable Tinted Color  
CAUTION: To assure consistent color, always order enough paint to complete the job and intermix all containers of the same color before application. Mixed colors may vary slightly from color strip or color chip.



0142387-001

SHERWIN-WILLIAMS 701341 05/05/22  
313-868-3060 Order# 0142389

EXTERIOR ARCHITECTURAL  
RESILIENCE LATEX  
FLAT STANDALONE

2829 CLASSICAL WHITE  
SHER-COLOR FORMULA

CCE*COLORANT	OZ	32	64	128
Y3-Deep Gold	-	2	-	-

QUART EXTRA WHITE  
K42W00051 640413332

**NOT RECOMMENDED FOR USE ON VINYL**

Non Returnable Tinted Color  
CAUTION: To assure consistent color, always order enough paint to complete the job and intermix all containers of the same color before application. Mixed colors may vary slightly from color strip or color chip.



0142389-001

24b



PK  
50  
pk  
1001-321-790  
© 2007

FLATLOK 6-3/4" W  
\$2  
FIVE STAR  
ASLE SAT IN 75  
15 018



Cortex  
2" TRADITIONAL  
Cortex

Cortex  
Cortex

0  
\$32.50

750



18  
\$74.50

SPAX  
\$12.18



Contact: MET