

DHDC 22-7693

APPROVAL DOCUMENT – POST AT WORK LOCATION

CITY OF DETROIT
HISTORIC DISTRICT COMMISSION

2 WOODWARD, SUITE 808
DETROIT, MICHIGAN 48226

3/15/2022

CERTIFICATE OF APPROPRIATENESS

Mario Dewberry
18701 Grand River Ave #362
Detroit, MI

RE: Application Number 22-7693; 1830 Church; Corktown Historic District
Project Scope: DEMOLISH EXISTING REAR ADDITIONS & ERECT ROOFTOP ADDITION AND TWO-STORY ADDITION AT REAR

Dear Applicant,

At the Regular Meeting that was held on 3/9/2022, the Detroit Historic District Commission (“DHDC”) reviewed the above-referenced application. Pursuant to Section 5(1) of the Michigan Local Historic District Act, as amended, being MCL 399.205 (1) and Sections 21-2-73/21-2-78 of the 2019 Detroit City Code; the DHDC hereby issues a Certificate of Appropriateness (“COA”) for the following work, effective on 3/15/2022 as it meets the Secretary of Interior’s Standards for Rehabilitation and the district’s Elements of Design:

Front/South Elevation

- Remove the existing non-historic aluminum shutters at the second story,
- Remove the existing non-historic aluminum awnings at the front porch
- Remove the vinyl siding at the front porch ceiling, roof and bracket to reveal original wood elements. Repair with wood to match where necessary
- At front porch, replace existing metal railing and porch posts with new railing and porch posts
- Replace the existing historic wood front door
- Remove the existing vinyl siding and insulbrick/asphalt siding and insulation underneath to reveal the existing historic/original horizontal lapped wood siding. The original lapped wood siding will be retained and repaired
- Retain and repair existing historic wood windows

Rear/North Elevation

- At northmost/lowest addition demolish east elevation and shed-roof stair enclosure
- Add one-story rooftop addition at the existing two rear historic additions to increase their height to two stores. This will require the demolition of the existing roofs and portions of the walls at the historic-age additions. The existing vinyl siding and insulbrick/asphalt siding and insulation underneath at the historic-age additions will be removed to reveal the existing historic/original horizontal lapped wood siding. The original lapped wood siding will be retained and repaired. The new rooftop additions will be clad with cement fiber siding

- At rear northeast corner, add a two-story addition. The new addition will be clad with cement fiber
- Erect a new two-story porch
- Two historic wood windows which are currently located at the north elevation of the home's main two mass will need to be removed as a result of the erection of the new additions. These windows will be salvaged and so that they can be installed at the home's new north elevation

Roof

- Install new dimensional asphalt shingles (color brown)
- Install new k-style, aluminum gutters and downspouts (color not specified)
- Retain existing fascia

All Elevations

- Retain and repair all existing historic wood windows
- Remove the existing vinyl siding and insulbrick/asphalt siding and insulation underneath to reveal the existing historic/original horizontal lapped wood siding. The original lapped wood siding will be retained and repaired
- Restore original brick foundation wall to match historic appearance

Site

- Remove overgrown landscaping/shrubs in front and rear of home
- Reseed grass
- Add new flowers/bushes in front and back of home
- Remove existing broken concrete garage pad and replace with concrete pad

With the condition(s) that:

- The applicant shall provide HDC staff with a final landscape/site plan for review and approval prior to the issuance of the project's permit. If staff determines that any item is in appropriate/does not meet the Standard's, the proposal will be submitted to the Commission for review at a future meeting
- The applicant shall meet HDC staff with to identify an appropriate treatment for the areas of the building where the new additions meet with the historic building. If staff determines that any proposed item is inappropriate/does not meet the Standard's, the proposal will be submitted to the Commission for review at a future meeting

Please retain this COA for your files and post it at the subject property until work is complete. It is important to note that approval by the DHDC does not waive the applicant's responsibility to comply with any other applicable ordinances or statutes. If you have any questions regarding the foregoing, please contact staff at 313-224-1762 or hdc@detroitmi.gov.

For the Commission:



Jennifer Ross
Detroit Historic District Commission

DHDC 22-7693

APPROVAL DOCUMENT – POST AT WORK LOCATION

CITY OF DETROIT
HISTORIC DISTRICT COMMISSION

2 WOODWARD, SUITE 808
DETROIT, MICHIGAN 48226

[00/00/21]

CERTIFICATE OF APPROPRIATENESS (ADMINISTRATIVE APPROVAL)

Mario Dewberry
18701 Grand River Ave #362
Detroit, MI

RE: Application Number 22-7693; 1830 Church; Corktown Historic District
Project Scope: LANDSCAPE PLAN

Dear Applicant,

Pursuant to Section 5(10) of the Michigan Local Historic District Act, as amended, being MCL 399.205 (10) and Sections 21-2-57 and 21-2-73 of the 2019 Detroit City Code, and Detroit Historic District Commission (“DHDC”) delegation of administrative authority via Resolutions 97-01, 97-02, 98-01, 20-03, 21-04, and/or 21-07, as applicable, the staff of the DHDC has reviewed the above referenced application and hereby issues a Certificate of Appropriateness (“COA”) for the following work, effective on 3/15/2022 as it meets the Secretary of the Interior’s Standards for Rehabilitation and the district’s Elements of Design:

- Landscape property per submitted/attached plan

Please retain this COA for your files and post it at the subject property until work is complete. It is important to note that approval by the DHDC does not waive the applicant's responsibility to comply with any other applicable ordinances or statutes. If you have any questions regarding the foregoing, please contact staff at 313-224-1762 or hdc@detroitmi.gov.

For the Commission:



Jennifer Ross
Detroit Historic District Commission

Project Overview Narrative (2nd Floor Addition)

PROJECT FOR – KBMD Investments, LLC

Home PROJECT ADDRESS 1830 Church Street Detroit, MI 48216

DATE 03/01/2022

Project Narrative:

The existing two story vernacular home, originally constructed in 1890, has a living room on the first floor and two bedrooms on the second floor. It sits atop a crawl space foundation of pressed clay brick with a thin lime brick covering. The front portion of the home has a single front-facing gable at the top of the second story. The first single story addition has a lower roofline than the original structure and sits atop a pressed clay brick foundation. It houses the dining room, the home's only bathroom, a basement and attic space for storage that has no standing headroom only accessible from a bedroom in the original structure. A second single story addition was added to the rear of the first addition. It has a lower roofline than the first addition and only houses the kitchen which sits atop a cinder block foundation. The second addition is thinner than the existing two structures as an exterior basement bulkhead door sits aside it.

The entire house is currently sided with a white vinyl material. The vinyl siding is installed over an insulbrick siding material. Several of the existing wooden windows are rotted, deteriorated, dismantled and missing throughout the structure. Some are void of the ropes, weights and other pieces that allow the window to function properly. Several windows are screwed in place to hold them closed as they are inoperable or missing parts to open and close properly. The roof has three layers of asphalt shingles that are missing in several places. The gutters, downspouts, awnings and the porch rails are rusted and deteriorated throughout the property. There is broken concrete where a garage used to exist, overgrown dead landscaping, a collapsing inoperable back door cover to a small porch, and deteriorated basement bulkhead door that has continuously flooded the basement floor causing it to lift and crack throughout.

We are proposing to remove all existing vinyl siding and insulbrick from the entire house. We will restore the original wood siding on the front of the home to bring it back to historical prominence and install Hardie board siding on the sides and back of the home. If wood is severely damaged we would propose covering irreparable wood with Hardie board of the similar size and dimensions of the original wood siding. We will attempt to repair all existing windows to preserve the integrity of historic standards. We are also proposing to erect an addition to the back of the home above the second and third additions to increase living space. Vast majority of the addition will be built off of the current walls and foundation. The bulkhead doors and walkout entrance will be closed off surrounded with a new L-shaped exterior wall that will sit atop a crawl space foundation that matches the existing cinder block foundation to stop basement flooding. The dilapidated rear door covering will be removed. This would increase the living space to improve functionality adding a bedroom, a bathroom, a laundry area and larger kitchen.

We will remove awnings, replace all deteriorated gutters and downspouts and replace rusted porch rails with wooden porch rails. The broken garage cement will be removed and replaced with a new concrete pad. The overgrown dead landscaping will be removed and replaced with new landscaping. We will also add a Trex upper and lower deck to the rear of the home which would add a door to the rear of the second story.

The project will include new roof shingles on existing roof and addition, new Hardie siding and trim on the addition that will match the original structure and historical standards. We will repurpose the muntin windows that are removed from the old additions to the new addition. We will also add new windows to the rear of the addition that will match the existing size and shape of the current windows.

Application For 2nd Floor Addition

1830 Church St.





Back of Home

Existing Condition

- Built in 1890
- 2 Bedrooms
- 1 full bathroom
- Inoperable clean out vents in rear
- Michigan Basement
- White Vinyl siding
- Asphalt Roof (3 overlays)
- Red Aluminum Awnings rusted
- Brick Foundation/ block foundation in back at addition in need of tuck-pointing
- Rotted/ inoperable Wooden Windows
- Rotted gutters

Scope of Work

Add an addition to the rear home building off of the current walls and foundation. Recreate a step down roofline from the front to back of the home. The front appearance would not change from what is currently there.

See attached proposed exterior elevation and interior floor plan drawings.

- Keep current roofline in the front of the home. Build an addition on the existing walls and foundation keeping the historic structure extending second floor on top of two existing additions on the back of the house. Add a bedroom, full bathroom, laundry area and extend kitchen.
- Remove the three top layers that currently clad the home: vinyl siding, styrofoam, and Insulbrick, (see photos).
- Restore original wooden siding if is repairable. we will keep and paint; if it is not in good shape we propose to wrap the home and new addition in Hardie Board siding with 4 inch exposure.
- Replace failing roof in the front of the home and erect new roof on additions at the back of the home that will replicate the current look of the step-down roof.
- Repair current wooden windows on existing structure and repurpose old and add new windows to the addition
- Remove aluminum awnings on exterior of the home
- Replace rotted iron porch railing with new wood railing
- Brick foundation tuck pointed
- Replace inoperable rotted gutters
- Repair porch steps/foundation with the same material
- Remove overgrown landscaping in front and rear of home
 - reseed grass
 - add new flowers/ bushes in front and back of home
 - remove existing cracked concrete garage pad
 - replace concrete pad with new concrete pad

Exhibit A

Photos of current condition of home with description below each photo.



Exposed portion of Red Asbestos Overlay



Layers of covering under vinyl siding



Layers of covering under vinyl siding rear left corner



Three visible layers of roof



Current layers of exterior cladding:
(Vinyl siding, Styrofoam, Insulbrick,
Original wood front left corner)



Back porch interior door



Back porch exterior door



Rotted and broken
gutter



Rotted Gutter



Rotted gutter



Rotted gutter on the side of home side view from front left.




Rotted gutter



Overgrown Landscaping to be removed



Front of Home Overgrown Landscaping



Front porch railing and foundation



Front porch railing



Right side brick foundation



Current Rear addition foundation



Right side stone overlay
foundation



Left side brick foundation



Exterior basement access



Exterior rotted back steps & old clean out vent



Exterior rotted back porch door



Front porch railing



Broken cement garage pad



Rotted, broken Bulkhead door



Basement floor from bulkhead door



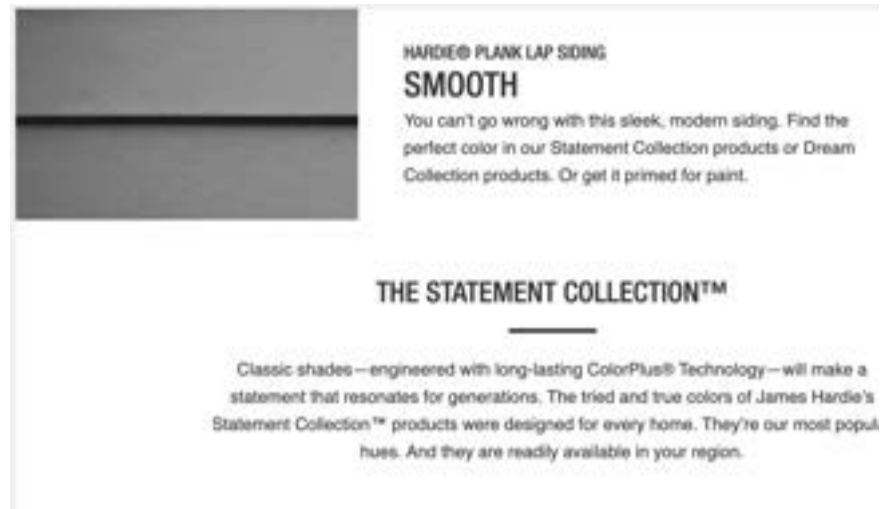
Basement floor from bulkhead door

Exhibit B

Proposed Finish Hardie Siding Materials.

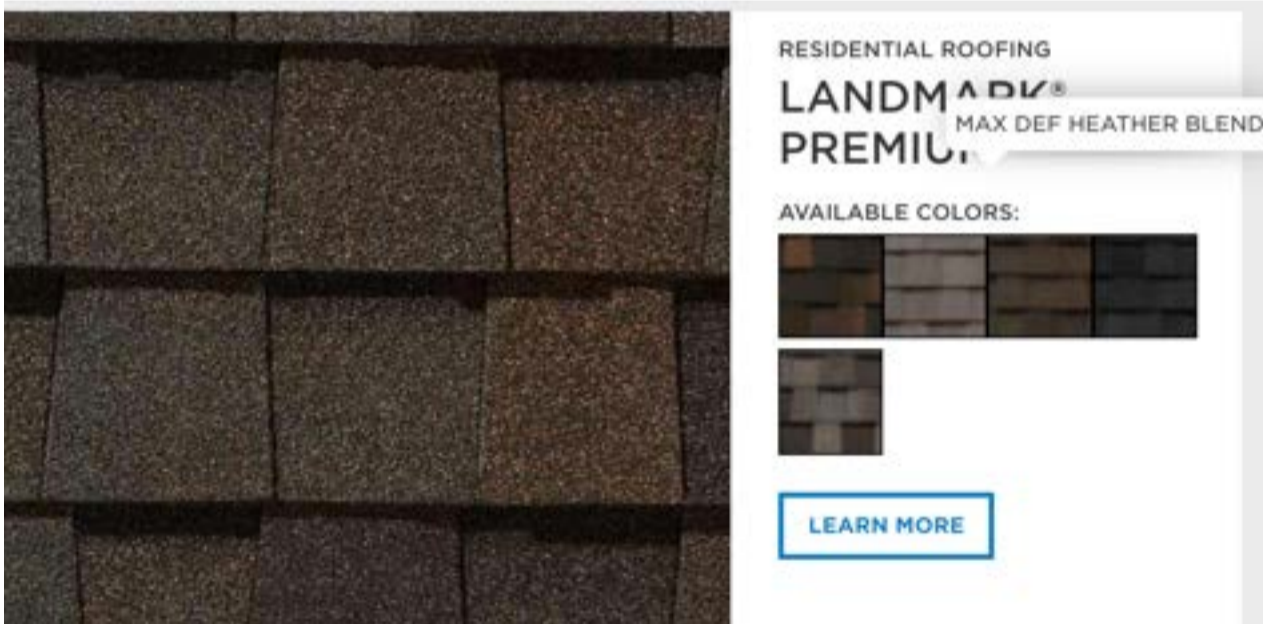


Proposed color Eucalyptus Green



Smooth Finish Lap 4in Hardie Siding in Eucalyptus Green

PROPOSED ROOFING MATERIALS



LANDMARK PREMIUM ARCHITECTURAL SHINGLE
MAX DEF HEATHER BLEND

PRODUCT DESCRIPTION

Landmark™ is CertainTeed's tried-and-true architectural laminate roofing shingle. Designed to replicate the appearance of cedar shake roofing, Landmark™ is available in an impressive array of colors that compliment any trim, stucco or siding. CertainTeed Landmark's dual-layered construction provides extra protection from the elements. The shingle comes with a Ten Year StreakFighter® algae-resistance. In addition to its classic look and durability, the Landmark™ series is priced at a fraction of the cost of traditional cedar shake.

Exhibit B Continued

Proposed **EXAMPLE** of new rear exterior doors



First floor example rear entry door



Upstairs bedroom balcony exterior door

Exhibit B Continued

PROPOSED GUTTER AND DOWNSPOUT

https://www.qualityaluminum.com/images/2020_Product_Catalog.pdfhttps://www.qualityaluminum.com/images/2020_Product_Catalog.pdf

Exhibit B Continued

PROPOSED TRIM MATERIAL FOR HARDIE SIDING

AZEK TRIM IN SMOOTH FINISH

<https://azekexteriors.com/products/trim/trim-boards>

WHY WOOD YOU EVER?
We wouldn't. Unlike our polymer products, wood can offer no reliable protection against the elements. With wood prior to siding, you should expect water damage from mold and rot, costly painting, and regular maintenance.

DESIGNED FOR EASY INSTALLATION ENGINEERED TO ENDURE
Our premium products are made from engineered polymer using advanced materials science and crafted for installation ease. With moisture resistance and durability far superior to traditional wood and other low-cost alternatives, AZEK ensures your build stays as beautiful as day 1.

MOISTURE-RESISTANT
AZEK boards are 100% protected, inside and out, from both water exposure and absorption.

UNPRECEDENTED DURABILITY
Our flexible and durable engineered polymer prevents jobsite breakage and delivers long-lasting protection for homeowners.

ROT-RESISTANT
Say goodbye to splitting, splintering, and rotting caused by consistent exposure to the elements.

RATE OF MOISTURE ABSORPTION
Even when painted, wood and other porous materials naturally absorb water. This leads to rot, mold growth, and material expansion. As trim or siding expands, the resulting movement can lead to cracking, damage and loose attached parts in the exterior wall, making other parts of the home susceptible to water damage.

100 Days

Material	Moisture Absorption (%)
AZEK	0%
Painted Cedar	27%
Engineered Wood	40%
Painted Spruce	44%
Painted 4x Lumber	55%
Painted Sycamore	60%

AZEK® INDUSTRY-LEADING WARRANTIES
We guarantee the performance of our trim, molding and siding with a Lifetime Limited Warranty that covers splitting, splitting, splintering, swelling, and warping.

CLASIF-8 RATED FLAME SPREAD INDEX
AZEK trim and siding with Fire-Retardant Additives meet or exceed all flame spread ratings.

AZEK
Moisture-Resistant, Rot-Resistant, Insect-Resistant, Weather-Resistant, Flexible, Low-Light, UV-Resistant, Durable

AZEK TRIM FINISHES AND OPTIONS

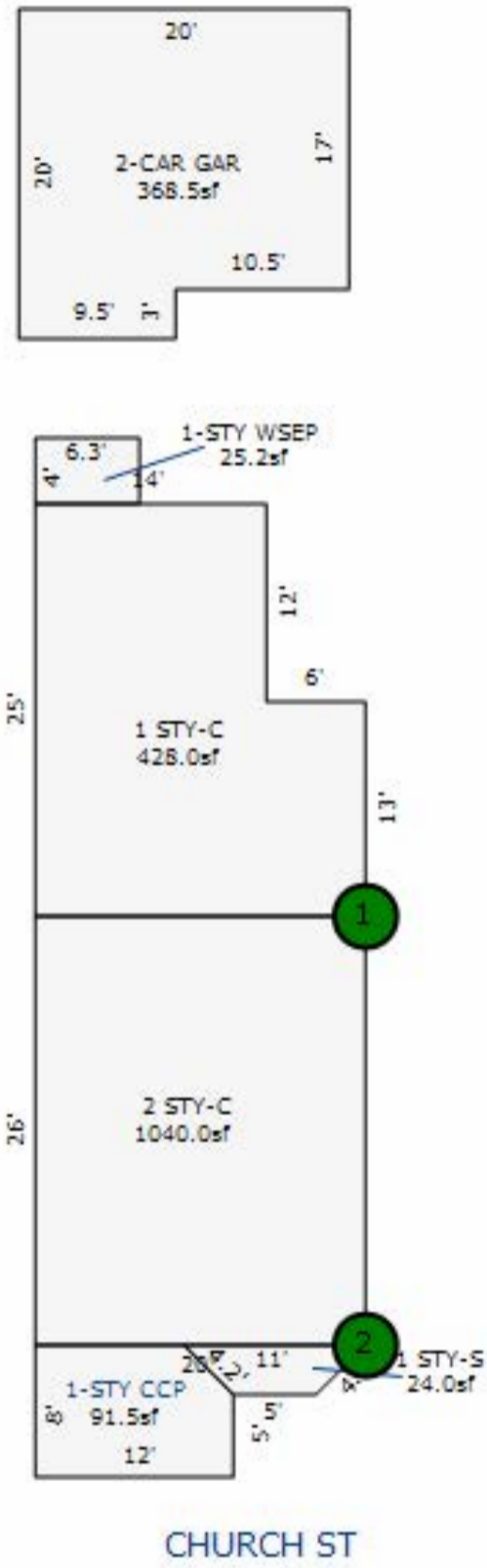
AZEK offers a wide variety of trim board sizes and options to provide installers, builders and architects the perfect solution for any project or jobsite. All our trim options are made from rot-resistant engineered polymer and are backed by a lifetime limited warranty.

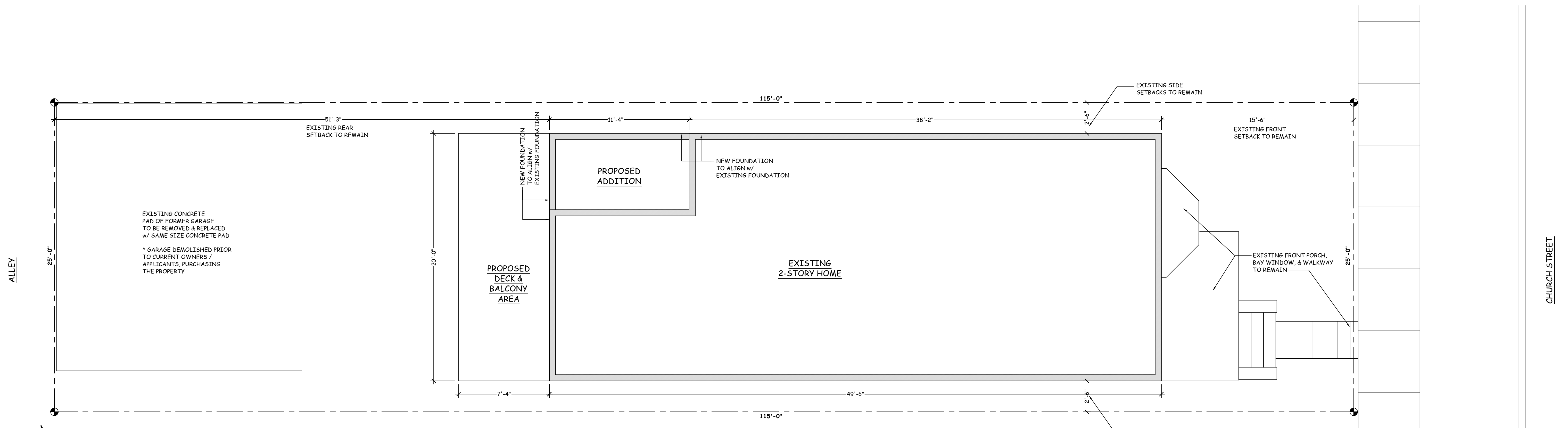
- Moisture-resistant**
 AZEK boards are 100% protected, inside and out, from both water exposure and absorption.
- Unprecedented durability**
 Flexible and durable cellular PVC prevents jobsite breakage and delivers long-lasting protection for homeowners.
- Rot-resistant**
 Say goodbye to splitting, splintering, and rotting caused by consistent exposure to the elements.

Finish Options



Image/Sketch for Parcel: 08000483.





ARCHITECTURAL SITE PLAN
SCALE: 1/4" = 1'-0"

PARCEL INFORMATION:
 PARCEL ID: 08000483
 LEGAL DESCRIPTION:
 N CHURCH 2 BLK 2 LUTHER BEECHERS
 SUB LS P27 PLATS W C R 8 / 19 25 X 115



DATE:
01.12.2022

- ISSUED FOR:
- REVIEW
 - PERMIT
 - CONSTRUCTION
 - AS-BUILT


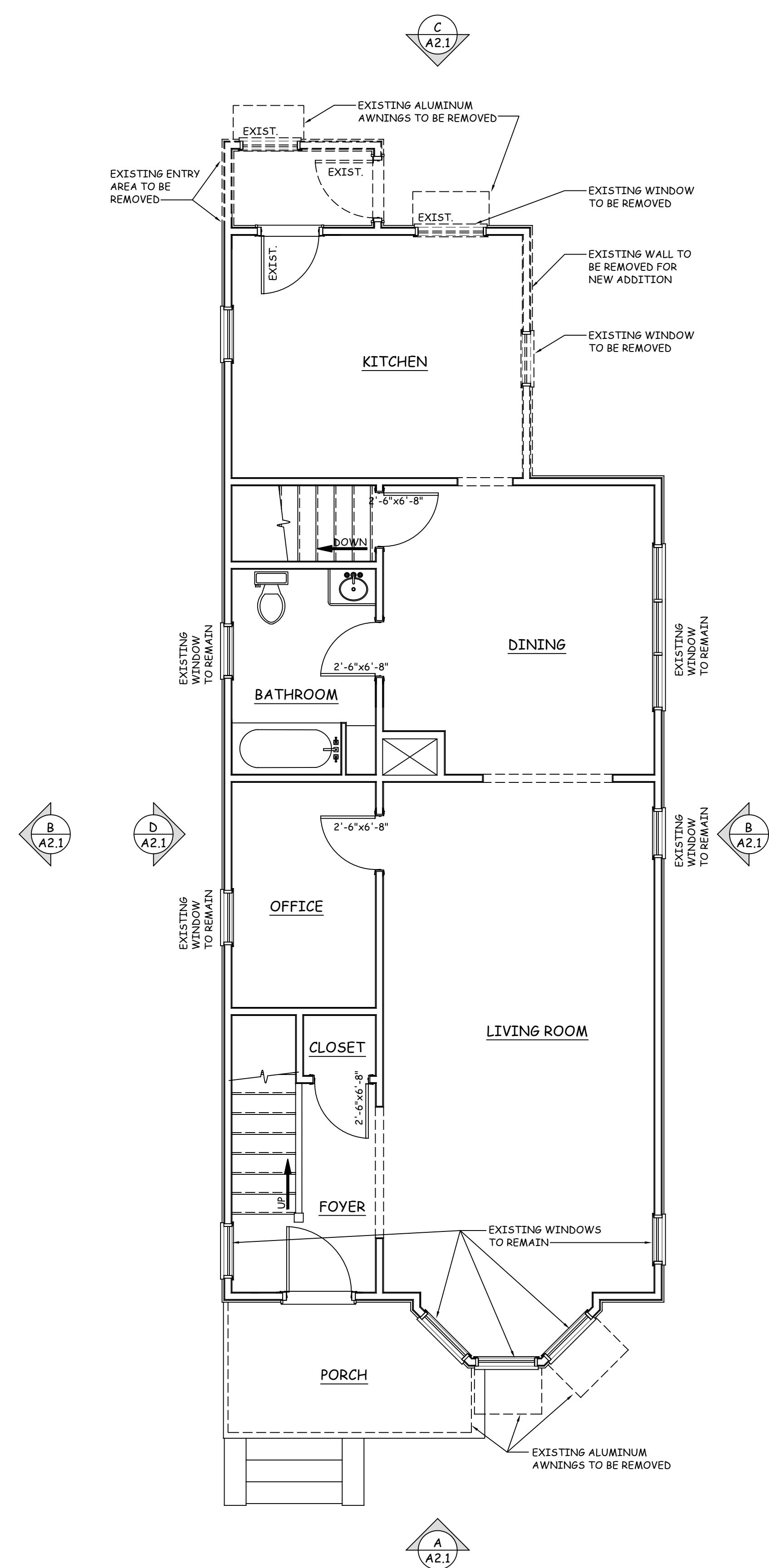
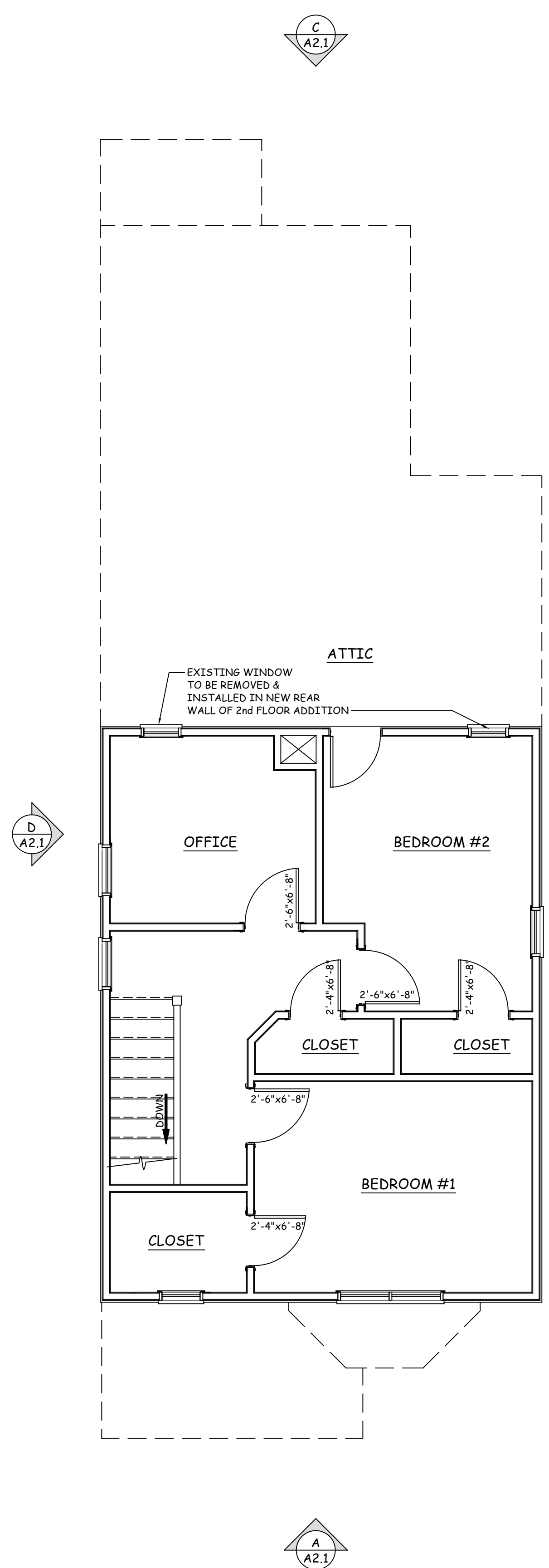
REVISIONS:

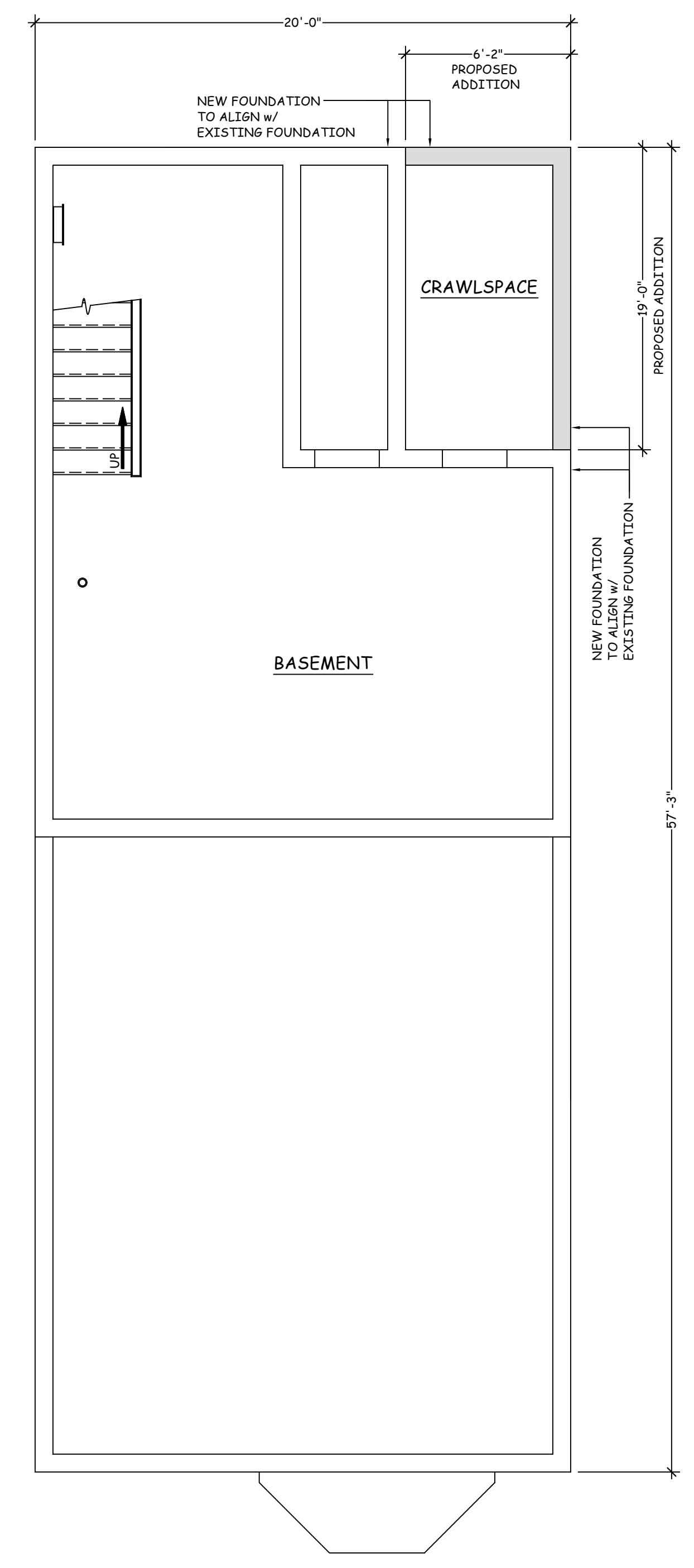
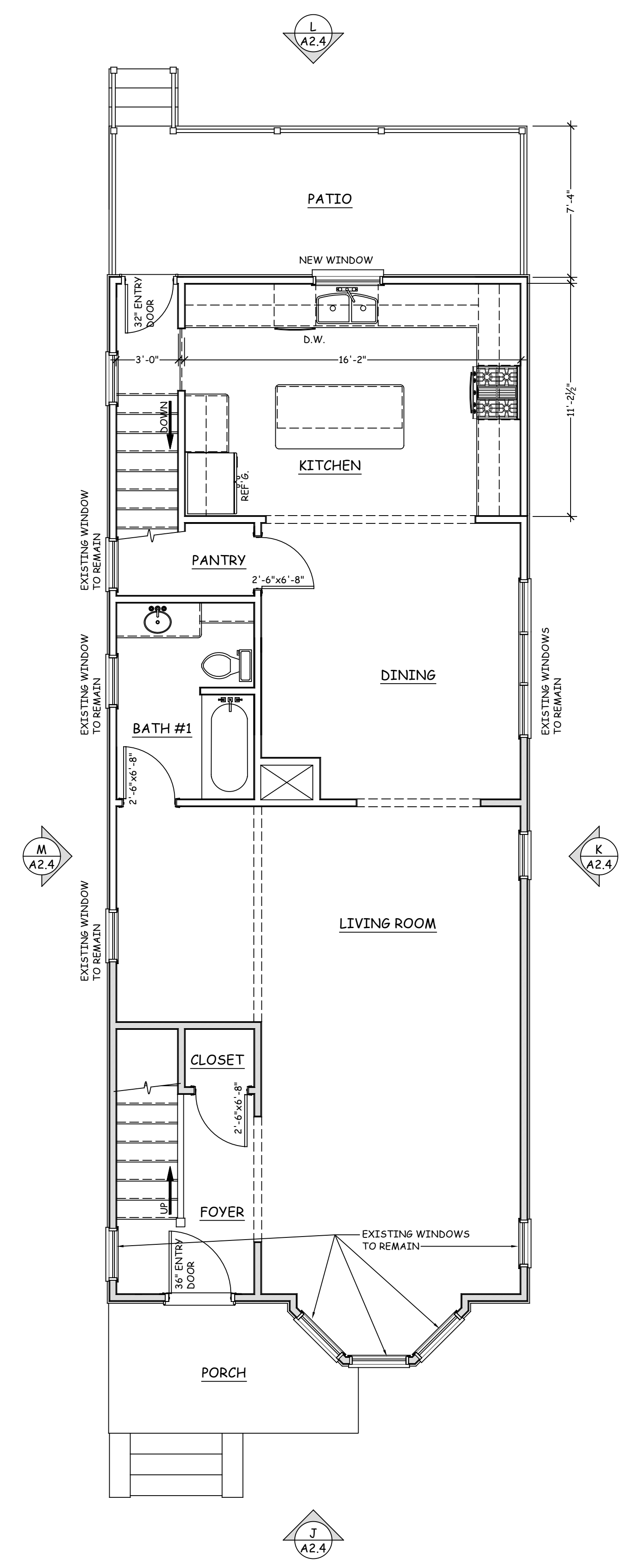
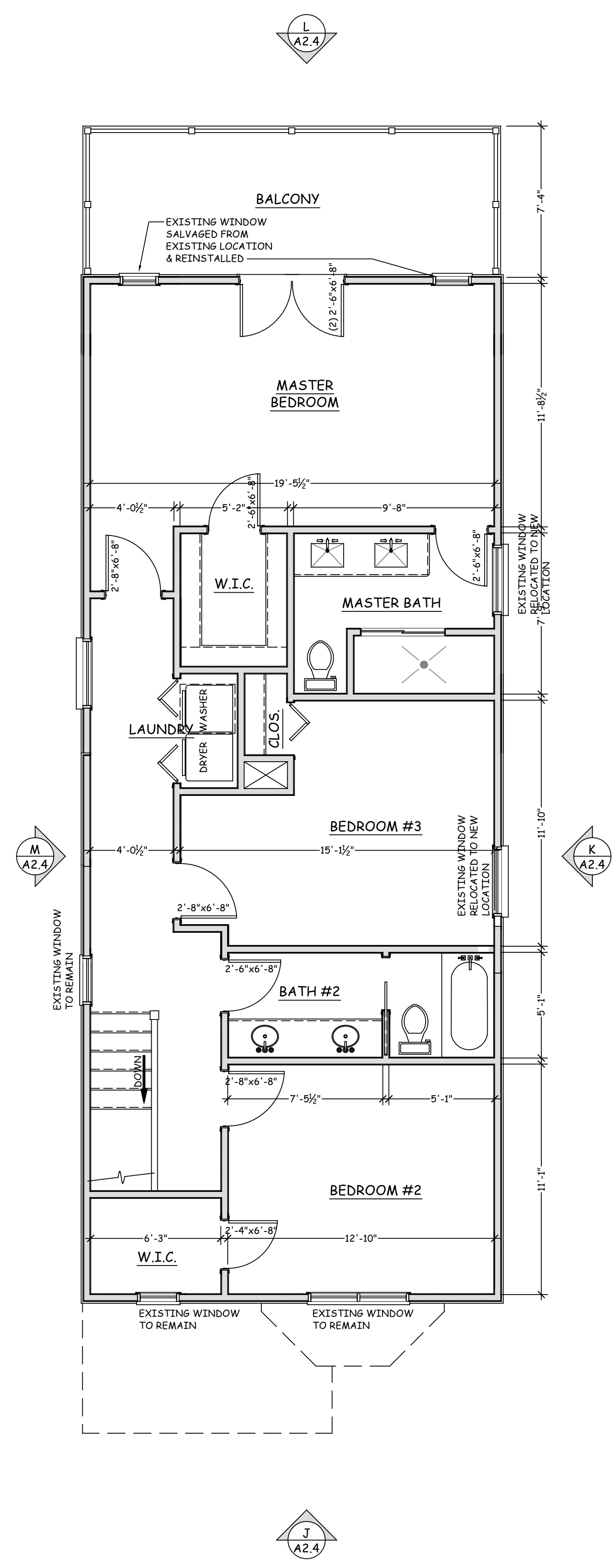
SCALE:
AS NOTED

DRAWN BY:
TB

SHEET No.:

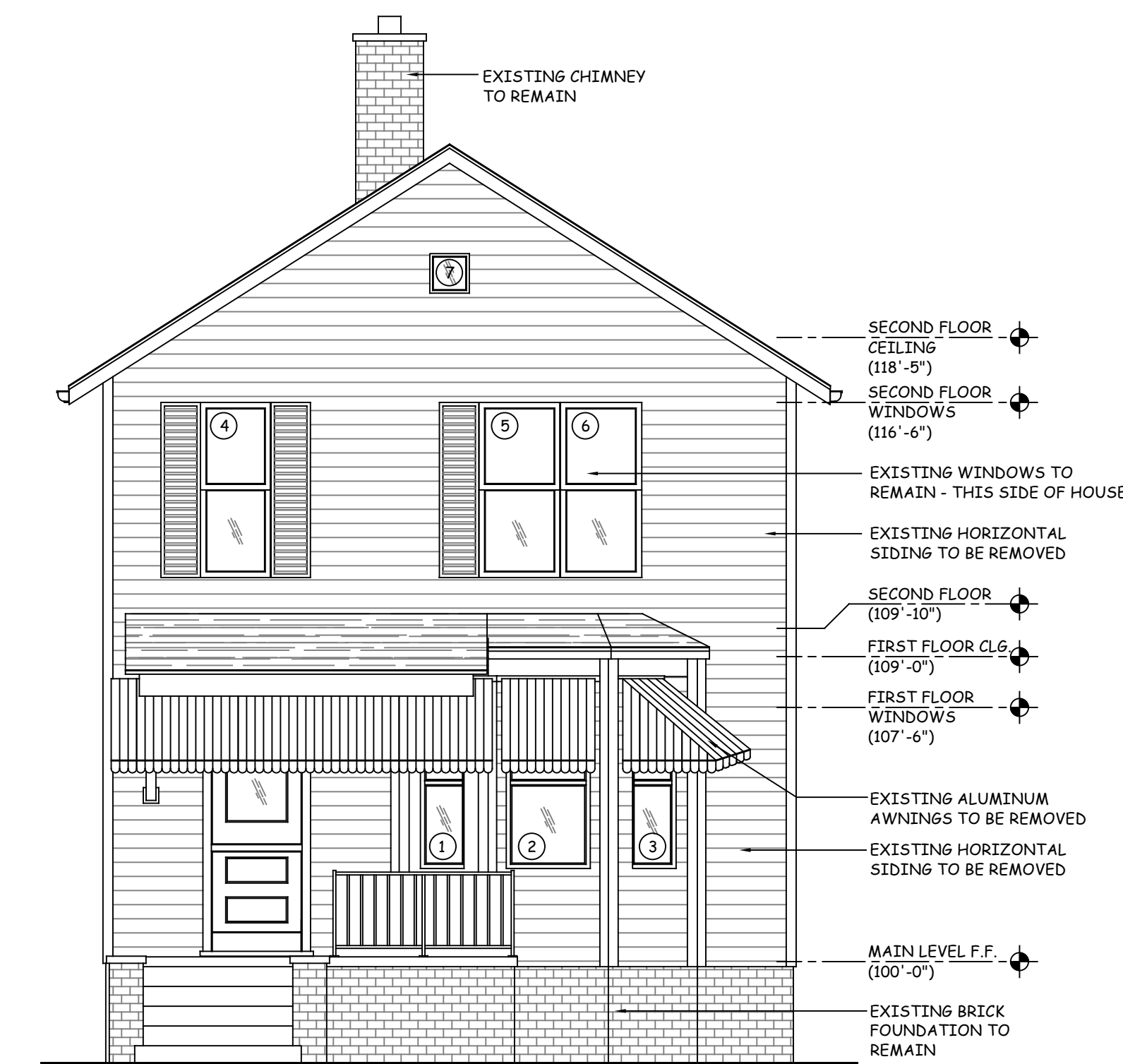
A1.1



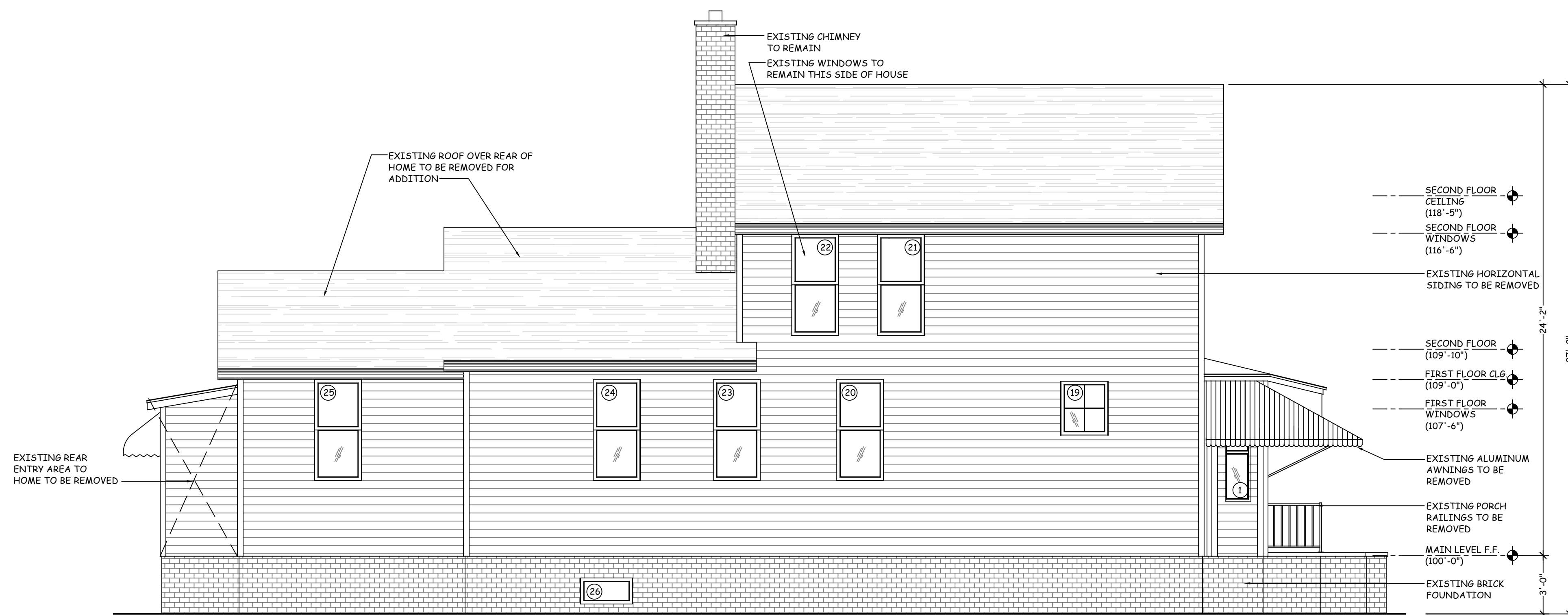




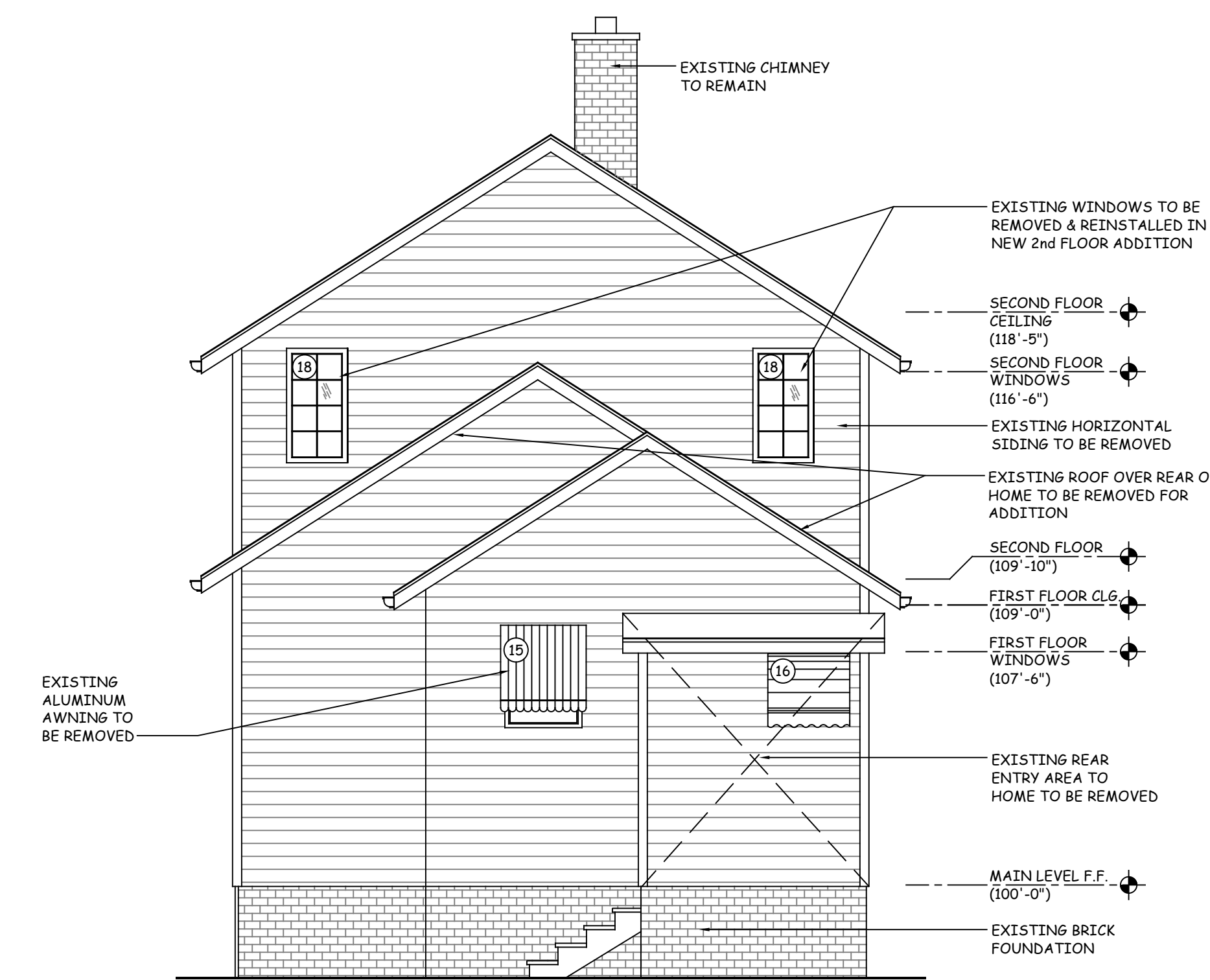
EXISTING RIGHT ELEVATION 'B'
 SCALE: 1/4" = 1'-0"



EXISTING FRONT ELEVATION 'A'
 SCALE: 1/4" = 1'-0"



EXISTING LEFT SIDE ELEVATION 'D'
 SCALE: 1/4" = 1'-0"



EXISTING REAR ELEVATION 'C'
 SCALE: 1/4" = 1'-0"



CONSTRUCTION BY DESIGN, LLC
 tbrodoski@gmail.com | 248.930.5260

PROJECT NAME: **PROPOSED RENOVATION 1830 CHURCH STREET, DETROIT, MI 48216**
 SHEET NAME: **PROPOSED EXTERIOR ELEVATIONS -**

DATE: **03.01.2022**

ISSUED FOR:
 REVIEW
 PERMIT
 CONSTRUCTION
 AS-BUILT

REVISIONS:

SCALE: **AS NOTED**

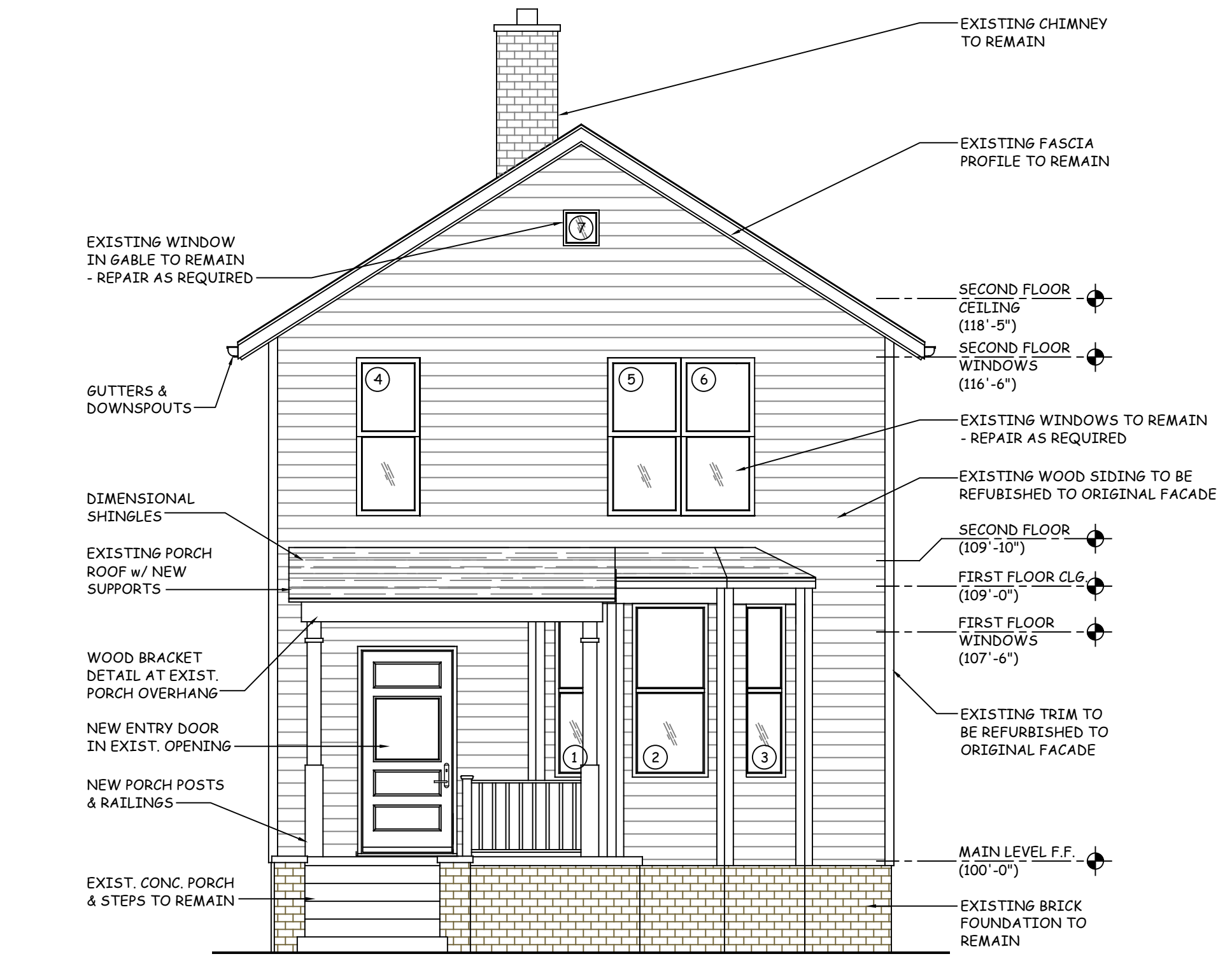
DRAWN BY: **TB**

SHEET No.:

A2.4



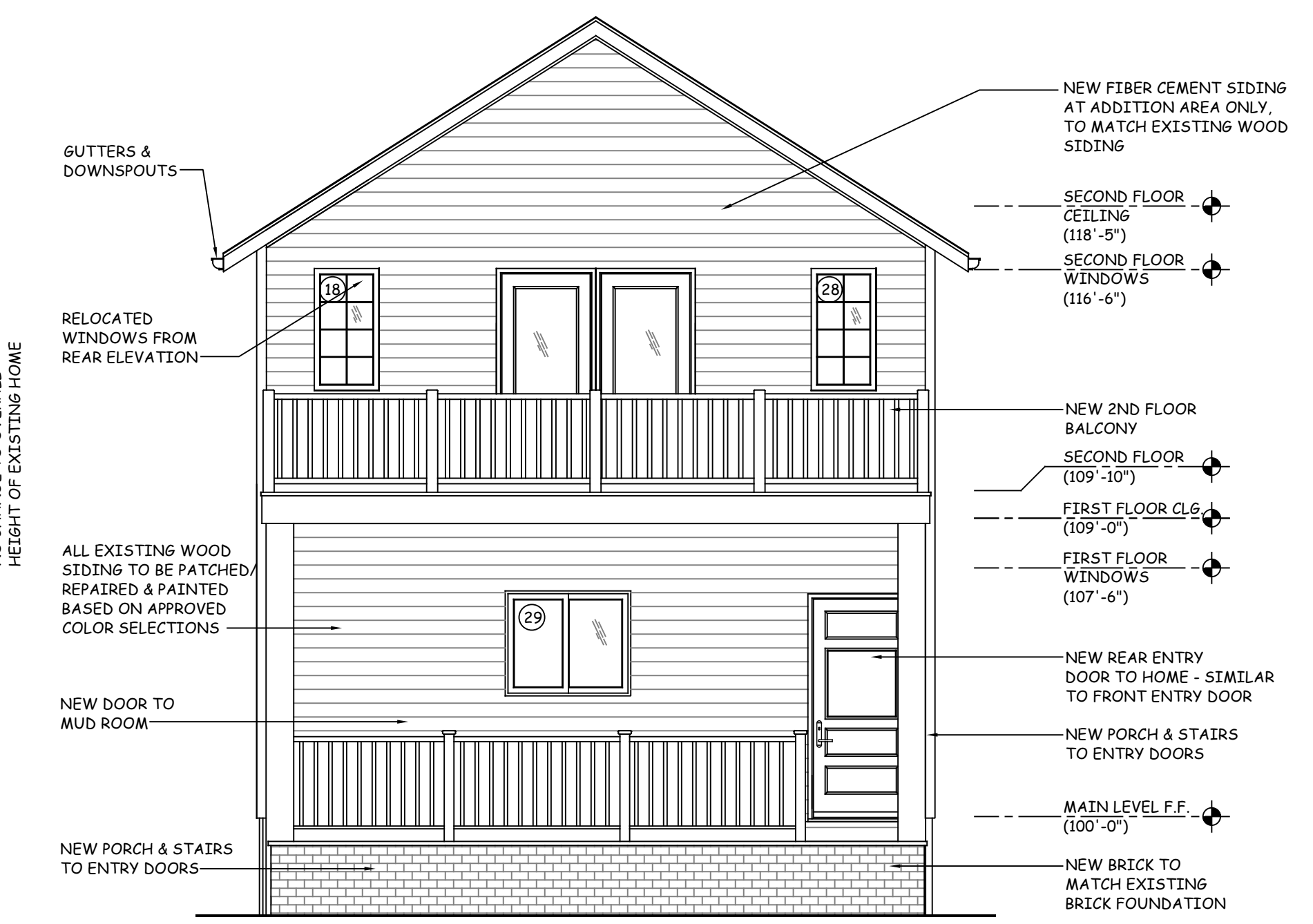
PROPOSED RIGHT ELEVATION 'K'
 SCALE: 1/4" = 1'-0"



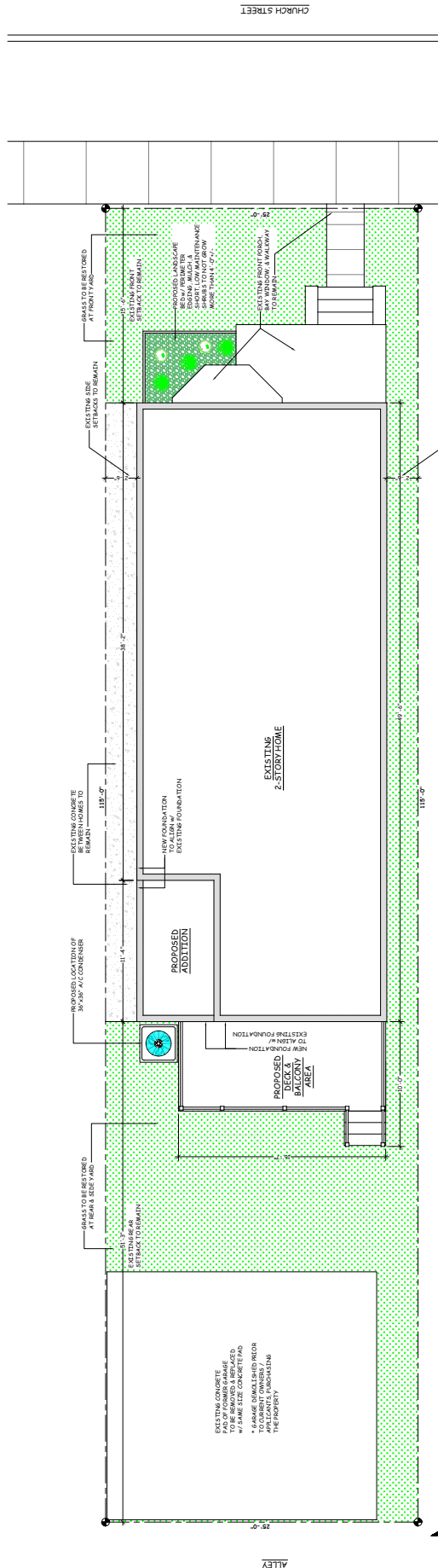
PROPOSED FRONT ELEVATION 'J'
 SCALE: 1/4" = 1'-0"



PROPOSED LEFT SIDE ELEVATION 'M'
 SCALE: 1/4" = 1'-0"



PROPOSED REAR ELEVATION 'L'
 SCALE: 1/4" = 1'-0"



EXISTING CONCRETE
TO BE REPAIRED & REFINISHED
WITH 3/4" SAND CONCRETE PAD
TO EXISTING OWNERS' PRIOR
TO CONSTRUCTION

FACE INFORMATION
PROJECT NO: 030003
ARCHITECT: NICHOLAS R. LUTHER MEYERS
308 S. FERRIS BLVD #101 DETROIT MI 48208

ARCHITECTURAL SITE PLAN
SCALE: 1/4" = 1'-0"

ALLEY

CHURCH STREET



Photo Credit: Visbeen Architects



Quality Aluminum Products

Product Quality

Exceptional Service

2020/2021

CATALOG

We Answer with Quality

WHY CHOOSE QUALITY ALUMINUM PRODUCTS?

We manufacture a full line of aluminum and steel products including aluminum siding, soffit, fascia, trim coil and rain carrying products.

The Clark family has been active in the building products industry for over 65 years. Bud and Bob Clark began their careers with Wolverine Aluminum in the 1950's, and started Clark Brothers Metal Fabricators in 1971. They began manufacturing residential building products in plants located in Grosse Ile, Michigan and Sarasota, Florida and had distribution centers in Nashville, Jacksonville and Tampa, Florida. Clark Brothers was acquired by World Mark Corporation in 1984 and the Clarks stayed on in management roles until 1990 at which time they resigned, starting Quality Aluminum Products in 1991. With two facilities in Flat Rock and Hastings, Michigan, we have been able to grow and expand in many markets throughout the country with great success.

We currently service the Midwest, from the East coast as far as Idaho, and southern markets like Georgia, Alabama and North Carolina.

Three important factors rank Quality Aluminum as a leader in the building products industry. Most important is our product quality: we manufacture residential and light commercial products to the highest industry standards. Our Home Ventilation Institute certified vented products are key to protecting your most valuable asset...your home. With a large selection of products and our wide range of designer colors, we can assure your home will stand above the rest. Second is our competitive pricing: we strive to sell a high quality product at a fair market value. Last is our exceptional, second to none service. We can tailor our service to meet your specific needs, less than carton quantities, custom bending, special orders and convenient delivery or pick up options.

We take pride in our business are dedicated to our partners and our many loyal distributors who value our strong commitment to the industry. If you demand excellence in product, pricing and service – choose Quality Aluminum Products. Please contact us at 1-800-550-1667.

Quality Aluminum Products is a manufacturer of residential aluminum and steel building products.



TABLE OF CONTENTS

VENTILATION & CERTIFICATION.....	1-2
V-GROOVE SOFFIT.....	3-4
ALUMINUM FASCIA.....	5-6
SOFFIT ACCESSORIES.....	7-8
Z-BAR.....	9
ROOFING MATERIALS.....	10-15
GALVANIZED ROOFING MATERIALS.....	16
FLASHINGS & STARTER STRIP.....	17
GALVANIZED STARTER STRIP.....	18
STEEL FLASHINGS.....	19
ROLL FLASHINGS.....	20-22
ALUMINUM SIDING.....	23-24
SIDING ACCESSORIES.....	25
VINYL FLASHING & ACCESSORIES.....	26
COIL STOCK & TRIM NAILS.....	27-28
TRIM COIL CROSS REFERENCE.....	29-30
GUTTER COIL.....	31
GUTTER COLOR LEGEND.....	32
GUTTER ACCESSORIES.....	33-37
DECK FLASHING.....	38
CUSTOM BENDING.....	39
FREIGHT, RETURNS, SPECIFICATIONS, & WARRANTY.....	40

WHY VENTILATE?

A balanced ventilation system should be a priority. With this system, wind flowing over the roof ridge creates a negative pressure drawing the warm air from the attic. Cool air enters through a properly vented soffit system cooling the roof and exiting through roof, gable or ridge vents. Even on calm days the natural ability of rising warm air maintains a continuous airflow all year with no energy consumption or mechanical parts. Normal building code requirements of ventilation or net free area (NFA) –the total unobstructed area through which air can enter or exhaust with a non-mechanical ventilation system, are as follows: Minimum NFA of one square foot of ventilation for every 150 sq. ft. of attic floor space.

OR

Minimum NFA of one square foot of ventilation for every 300 sq ft of attic floor space, if: 50% to 80% of the required ventilation area is provided by vents located in the upper portion of the space to be ventilated at least 3 feet above the eave/soffit vents with the balance of the required ventilation provided by eave or cornice vents. (2000 Michigan Residential Code)

OR

Minimum NFA of one square foot of ventilation for every 300 sq. ft. of attic floor space, when a vapor barrier of 1 perm or less is installed on the warm side of the ceiling.


Everyday activities in your home can cause major problems for your roof and attic. Proper ventilation is the key.

In cold weather, warm moist air can be generated by simple home activities such as showers, laundry and cooking.

In warm weather, heat build up can occur causing premature aging of wood structure and roofing materials. Heat also transfers back into your living space reducing the home's energy efficiency.



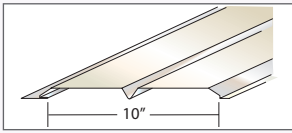
The following matrix shows our certified NFA soffit values placing Quality Aluminum Vented Soffit as a leader in the industry.

(Always confirm specific requirements with local building codes)		
	Product	Average NFA (in ²) Per Lineal Foot
All Vented Soffit is tested by TEES-ESL per the HVI 916, air flow test procedure for Net Free Area (NFA). Test results are certified by the Home Ventilating Institute (HVI).	LVP10	9.6
	LVP12	11.4
	CVPT4	5.0
	LVPT4	23.2
	CVQ4	15.1
	LVQ4	25.0



V-GROOVE SOFFIT

SVP10



10" SOLID V-PANEL

- 112 Tuxedo Gray
- 200 Black
- 202 Royal Brown
- 204 Grecian Green
- 223 Imperial Brown
- 238 Hickory
- 250 Musket Brown
- 280 White
- 360 Terratone
- 713 Wicker
- 801 Almond
- 818 Bronze
- 819 Herringbone

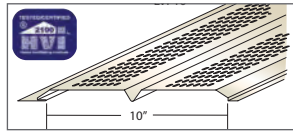
Special colors or .024 soffit available – 10 carton min.

CARTON CONTENTS

- 10 Pieces • 12 Ft. Lengths
- To Cover 100 Sq. Ft. • 31 Lbs.

LVP10

NFA 9.6



10" LANCED V-PANEL

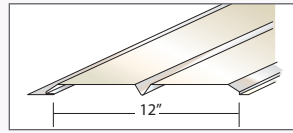
- 112 Tuxedo Gray
- 200 Black
- 202 Royal Brown
- 204 Grecian Green
- 223 Imperial Brown
- 238 Hickory
- 250 Musket Brown
- 280 White
- 360 Terratone
- 713 Wicker
- 801 Almond
- 818 Bronze
- 819 Herringbone

Special colors or .024 soffit available – 10 carton min.

CARTON CONTENTS

- 10 Pieces • 12 Ft. Lengths
- To Cover 100 Sq. Ft. • 31 Lbs.

SVP12



12" SOLID V-PANEL

- CW01 Colonial White
- 102 Pearl Gray
- 112 Tuxedo Gray
- 200 Black
- 202 Royal Brown
- 204 Grecian Green
- 238 Hickory
- 250 Musket Brown
- 280 White
- 325 Sandstone Beige
- 360 Terratone
- 713 Wicker
- 818 Bronze
- 819 Herringbone
- 841 Buckskin

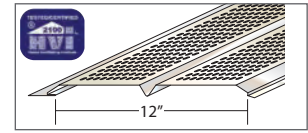
Special colors or .024 soffit available – 10 carton min.

CARTON CONTENTS

- 10 Pieces • 12 Ft. Lengths
- To Cover 120 Sq. Ft. • 36 Lbs.

LVP12

NFA 11.4




12" LANCED V-PANEL

- CW01 Colonial White
- 102 Pearl Gray
- 112 Tuxedo Gray
- 200 Black
- 202 Royal Brown
- 204 Grecian Green
- 238 Hickory
- 250 Musket Brown
- 280 White
- 325 Sandstone Beige
- 360 Terratone
- 713 Wicker
- 818 Bronze
- 819 Herringbone
- 841 Buckskin

Special colors or .024 soffit available – 10 carton min.

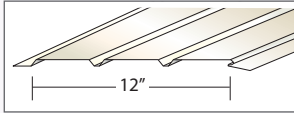
CARTON CONTENTS

- 10 Pieces • 12 Ft. Lengths
- To Cover 120 Sq. Ft. • 36 Lbs.



V-GROOVE SOFFIT

SVPT4



TRIPLE FOUR SOLID V-PANEL

- CW01 Colonial White
 112 Tuxedo Gray
 138 Bone
 200 Black
 202 Royal Brown
 204 Grecian Green
 214 Woodland Green
 223 Imperial Brown
 238 Hickory/336 Clay
 250 Musket Brown
 280 White
 325 Sandstone Beige
 327 Desert Tan
 355 Light Maple
 360 Terratone
 422 Pebblestone Clay
 713 Wicker
 791 Norwegian Wood
 792 Heather
 793 Sandcastle
 801 Almond
 805 Pewter/397
 817 Cream/326
 818 Bronze
 819 Herringbone
 820 Cranberry
 841 Buckskin
 901 Ivory

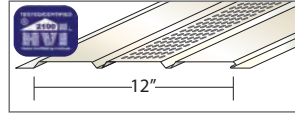
Special colors available • 5 carton min.

CARTON CONTENTS

- 16 Pieces • 12 Ft. Lengths
- To Cover 192 Sq. Ft. • 57 Lbs.

CVPT4

NFA 5.0



TRIPLE FOUR CENTER VENT V-PANEL

- CW01 Colonial White
 112 Tuxedo Gray
 138 Bone
 200 Black
 202 Royal Brown
 204 Grecian Green
 214 Woodland Green
 223 Imperial Brown
 238 Hickory/336 Clay
 250 Musket Brown
 280 White
 325 Sandstone Beige
 327 Desert Tan
 355 Light Maple
 360 Terratone
 422 Pebblestone Clay
 713 Wicker
 791 Norwegian Wood
 792 Heather
 793 Sandcastle
 801 Almond
 805 Pewter/397
 817 Cream/326
 818 Bronze
 819 Herringbone
 820 Cranberry
 841 Buckskin
 901 Ivory

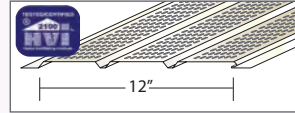
Special colors available • 5 carton min.

CARTON CONTENTS

- 16 Pieces • 12 Ft. Lengths
- To Cover 192 Sq. Ft. • 57 Lbs.

LVPT4

NFA 23.2



TRIPLE FOUR LANCED V-PANEL

- CW01 Colonial White
 112 Tuxedo Gray
 138 Bone
 200 Black
 202 Royal Brown
 204 Grecian Green
 214 Woodland Green
 223 Imperial Brown
 238 Hickory/336 Clay
 250 Musket Brown
 280 White
 325 Sandstone Beige
 327 Desert Tan
 355 Light Maple
 360 Terratone
 422 Pebblestone Clay
 713 Wicker
 791 Norwegian Wood
 792 Heather
 793 Sandcastle
 801 Almond
 805 Pewter/397
 817 Cream/326
 818 Bronze
 819 Herringbone
 820 Cranberry
 841 Buckskin
 901 Ivory

Special colors available • 5 carton min.

CARTON CONTENTS

- 16 Pieces • 12 Ft. Lengths
- To Cover 192 Sq. Ft. • 57 Lbs.

BST4 | BCVT4 | BLT4

BUILDERS GRADE T4 SOFFIT

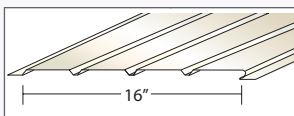
TRIPLE FOUR V-PANEL SOLID/CENTER VENT/LANCED

- 202 Royal Brown
 238 Hickory
 280 White
 713 Wicker
 795 Mocha

CARTON CONTENTS

- 16 Pieces • 12 Ft. Lengths
- To Cover 192 Sq. Ft. • 50 Lbs.

SVPQ4



QUAD FOUR SOLID V-PANEL

- 138 Bone
 200 Black
 202 Royal Brown
 214 Woodland Green
 238 Hickory
 250 Musket Brown
 280 White
 325 Sandstone Beige
 360 Terratone
 422 Pebblestone Clay
 713 Wicker
 791 Norwegian Wood
 793 Sandcastle
 801 Almond
 805 Pewter
 819 Herringbone

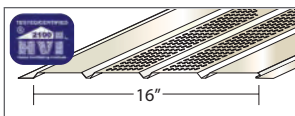
Special colors available • 5 carton min.

CARTON CONTENTS

- 12 Pieces • 12 Ft. Lengths
- To Cover 192 Sq. Ft. • 57 Lbs.

CVPQ4

NFA 15.1



QUAD FOUR CENTER VENT V-PANEL

- 138 Bone
 200 Black
 202 Royal Brown
 214 Woodland Green
 238 Hickory
 250 Musket Brown
 280 White
 325 Sandstone Beige
 360 Terratone
 422 Pebblestone Clay
 713 Wicker
 791 Norwegian Wood
 793 Sandcastle
 801 Almond
 805 Pewter
 819 Herringbone

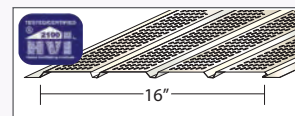
Special colors available • 5 carton min.

CARTON CONTENTS

- 12 Pieces • 12 Ft. Lengths
- To Cover 192 Sq. Ft. • 57 Lbs.

LVPQ4

NFA 25.0



QUAD FOUR LANCED V-PANEL


- 138 Bone
 200 Black
 202 Royal Brown
 214 Woodland Green
 238 Hickory
 250 Musket Brown
 280 White
 325 Sandstone Beige
 360 Terratone
 422 Pebblestone Clay
 713 Wicker
 791 Norwegian Wood
 793 Sandcastle
 801 Almond
 805 Pewter
 819 Herringbone

Special colors available • 5 carton min.

CARTON CONTENTS

- 12 Pieces • 12 Ft. Lengths
- To Cover 192 Sq. Ft. • 57 Lbs.

BSQ4 | BCVQ4 | BLQ4



BUILDERS GRADE Q4 SOFFIT

QUAD FOUR V-PANEL SOLID/CENTER VENT/LANCED

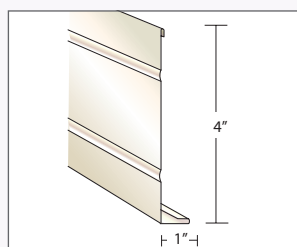
- 280 White

CARTON CONTENTS

- 12 Pieces • 12 Ft. Lengths
- To Cover 192 Sq. Ft. • 50 Lbs.

ALUMINUM FASCIA

HFC4 (.024)



HEMMED 4" FASCIA CAP

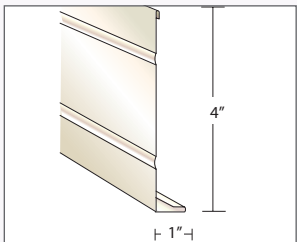
CW01 Colonial White
202 Royal Brown
238 Hickory
250 Musket Brown
280 White

Special colors available • 5 carton min.

CARTON CONTENTS

• 25 Pieces • 12 Ft. Lengths
• 300 Ft. Per Carton • 48 Lbs.

HFC4 (.019)



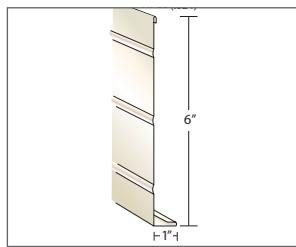
HEMMED 4" FASCIA CAP

280 White

CARTON CONTENTS

• 25 Pieces • 12 Ft. Lengths
• 300 Ft. Per Carton • 34 Lbs.

HFC6 (.024)



HEMMED 6" FASCIA CAP

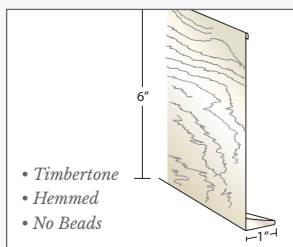
CW01 Colonial White
102 Pearl Gray
112 Tuxedo Gray
138 Bone
200 Black
202 Royal Brown
204 Grecian Green
214 Woodland Green
223 Imperial Brown
238 Hickory/336 Clay
250 Musket Brown
280 White
325 Sandstone Beige
327 Desert Tan
355 Light Maple
360 Terratone
422 Pebblestone Clay
713 Wicker/334
791 Norwegian Wood
792 Heather
793 Sandcastle
801 Almond
805 Pewter/397
817 Cream/326
818 Bronze
819 Herringbone
820 Cranberry
821 Ivy
841 Buckskin
901 Ivory

Special colors available • 5 carton min.

CARTON CONTENTS

• 25 Pieces • 12 Ft. Lengths
• 300 Ft. Per Carton • 65 Lbs.

FC6TIMBER (.024)



- *Timbertone*
- *Hemmed*
- *No Beads*

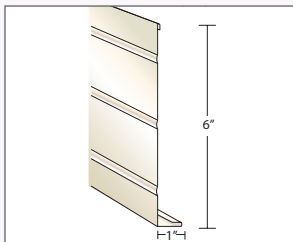
HEMMED 6" FASCIA CAP

138 Bone
200 Black
202 Royal Brown
238 Hickory
250 Musket Brown
280 White
325 Sandstone Beige
327 Desert Tan
360 Terratone
713 Wicker
792 Heather
801 Almond
817 Cream
819 Herringbone
901 Ivory

CARTON CONTENTS

• 25 Pieces • 12 Ft. Lengths
• 300 Ft. Per Carton • 65 Lbs.

HFC6 (.019)



HEMMED 6" FASCIA CAP

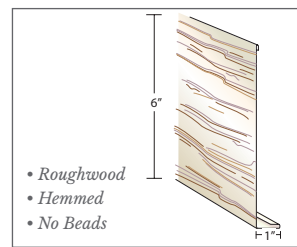
202 Royal Brown
238 Hickory
280 White
713 Wicker

Special colors available • 5 carton min.

CARTON CONTENTS

• 25 Pieces • 12 Ft. Lengths
• 300 Ft. Per Carton • 46 Lbs.

FC6RWNB (.024)



- *Roughwood*
- *Hemmed*
- *No Beads*

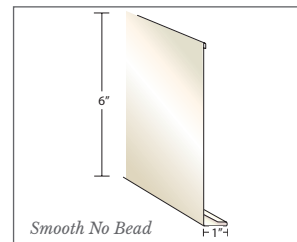
HEMMED 6" FASCIA CAP

CW01 Colonial White
200 Black
202 Royal Brown
238 Hickory
250 Musket Brown
280 White
325 Sandstone Beige
355 Light Maple
360 Terratone
713 Wicker
791 Norwegian Wood
801 Almond
805 Pewter
817 Cream
819 Herringbone
901 Ivory

CARTON CONTENTS

• 25 Pieces • 12 Ft. Lengths
• 300 Ft. Per Carton • 65 Lbs.

HFC6NB (.024)



Smooth No Bead

HEMMED 6" FASCIA CAP

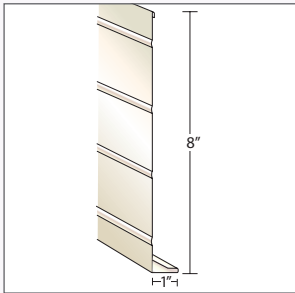
238 Hickory
280 White
713 Wicker
791 Norwegian Wood

CARTON CONTENTS

• 25 Pieces • 12 Ft. Lengths
• 300 Ft. Per Carton • 65 Lbs.

ALUMINUM FASCIA

HFC8 (.024)



HEMMED 8" FASCIA CAP

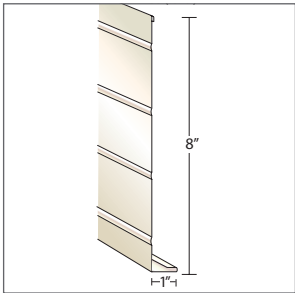
- CW01 Colonial White
- 102 Pearl Gray
- 112 Tuxedo Gray
- 200 Black
- 202 Royal Brown
- 204 Grecian Green
- 214 Woodland Green
- 238 Hickory
- 250 Musket Brown
- 280 White
- 360 Terratone
- 422 Pebblestone Clay
- 713 Wicker
- 791 Norwegian Wood
- 793 Sandcastle
- 818 Bronze
- 819 Herringbone
- 820 Cranberry

Special colors available • 5 carton min.

CARTON CONTENTS

- 25 Pieces • 12 Ft. Lengths
- 300 Ft. Per Carton • 83 Lbs.

HFC8 (.019)



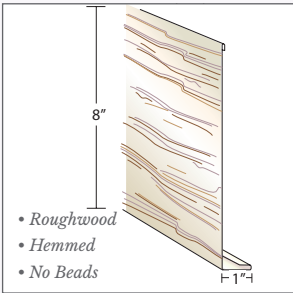
HEMMED 8" FASCIA CAP

- 202 Royal Brown
- 238 Hickory
- 280 White
- 713 Wicker

CARTON CONTENTS

- 25 Pieces • 12 Ft. Lengths
- 300 Ft. Per Carton • 59 Lbs.

FC8RWNB (.024)



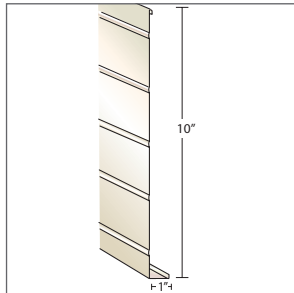
HEMMED 8" FASCIA CAP

- 200 Black
- 202 Royal Brown
- 238 Hickory
- 250 Musket Brown
- 280 White
- 360 Terratone
- 713 Wicker
- 819 Herringbone

CARTON CONTENTS

- 25 Pieces • 12 Ft. Lengths
- 300 Ft. Per Carton • 83 Lbs.

FC10 (.024)



UNHEMMED 10" FASCIA CAP *Unhemmed Only*

- 280 White

CARTON CONTENTS

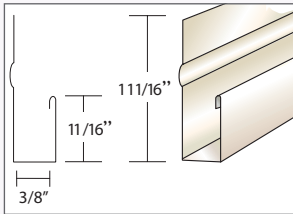
- 20 Pieces • 12 Ft. Lengths
- 240 Ft. Per Carton • 72 Lbs.



Photo Credit: Visbeen Architects

SOFFIT ACCESSORIES

WFJ38



3/8" J CHANNEL MOULDING

- CW01 Colonial White
- 112 Tuxedo Gray
- 138 Bone
- 200 Black
- 202 Royal Brown
- 204 Grecian Green
- 214 Woodland Green
- 223 Imperial Brown
- 238 Hickory
- 250 Musket Brown
- 280 White
- 325 Sandstone Beige
- 327 Desert Tan
- 355 Light Maple
- 360 Terratone
- 422 Pebblestone Clay
- 713 Wicker
- 791 Norwegian Wood
- 792 Heather
- 793 Sandcastle
- 795 Mocha
- 801 Almond
- 805 Pewter
- 817 Cream
- 818 Bronze
- 819 Herringbone
- 820 Cranberry
- 841 Buckskin
- 901 Ivory

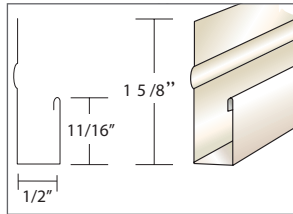
CARTON CONTENTS

White: • 50 Pieces • 12 Ft. Lengths
600 Ft. Per Carton • 32 Lbs.

Colors: • 25 Pieces • 12 Ft. Lengths
300 Ft. Per Carton • 17 Lbs.

Use with T4/Q4

WFJ5



1/2" J CHANNEL MOULDING

- CW01 Colonial White
- 102 Pearl Gray
- 112 Tuxedo Gray
- 138 Bone
- 200 Black
- 202 Royal Brown
- 204 Grecian Green
- 214 Woodland Green
- 223 Imperial Brown
- 238 Hickory
- 250 Musket Brown
- 280 White
- 325 Sandstone Beige
- 327 Desert Tan
- 355 Light Maple
- 360 Terratone
- 713 Wicker
- 791 Norwegian Wood
- 792 Heather
- 793 Sandcastle
- 801 Almond
- 805 Pewter
- 817 Cream
- 818 Bronze
- 819 Herringbone
- 820 Cranberry
- 821 Ivy
- 822 Pacific Blue
- 841 Buckskin
- 901 Ivory

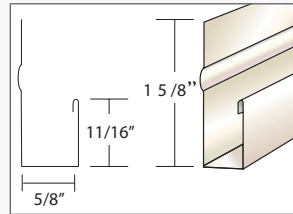
CARTON CONTENTS

White: • 50 Pieces • 12 Ft. Lengths
600 Ft. Per Carton • 35 Lbs.

Colors: • 25 Pieces • 12 Ft. Lengths
300 Ft. Per Carton • 19 Lbs.

Use with D5/D6

J58



5/8" J CHANNEL MOULDING

Certaiteed/Wolverine Colors

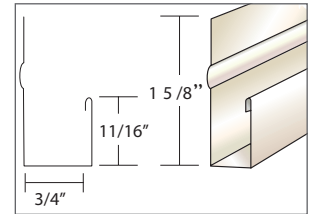
- CW01 Colonial White
- 102 Pearl Gray
- 202 Royal Brown
- 223 Imperial Brown
- 224 Woodstock Tan
- 238 Hickory
- 250 Musket Brown
- 280 White
- 325 Sandstone Beige
- 327 Desert Tan
- 335 Barn Red
- 355 Light Maple
- 713 Wicker
- 791 Norwegian Wood
- 793 Sandcastle
- 801 Almond
- 805 Pewter
- 817 Cream
- 819 Herringbone
- 841 Buckskin
- 901 Ivory

CARTON CONTENTS

• 25 Pieces • 12 Ft. Lengths
• 300 Ft. Per Carton • 19 Lbs.

Use with Aluminum Siding/Vinyl Soffit

XWJ



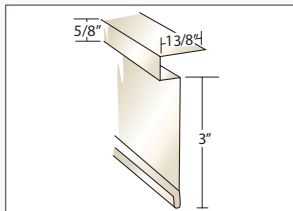
3/4" J CHANNEL MOULDING

- CW01 Colonial White
- 202 Royal Brown
- 214 Woodland Green
- 238 Hickory
- 250 Musket Brown
- 280 White
- 325 Sandstone Beige
- 327 Desert Tan
- 355 Light Maple
- 360 Terratone
- 713 Wicker
- 791 Norwegian Wood
- 801 Almond
- 805 Pewter
- 817 Cream
- 819 Herringbone
- 841 Buckskin
- 901 Ivory

CARTON CONTENTS

• 25 Pieces • 12 Ft. Lengths
• 300 Ft. Per Carton • 23 Lbs.

SR58



5/8" SOFFIT RECEIVER

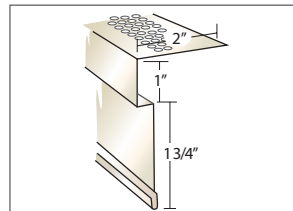
- 230 Beige
- 238 Hickory
- 280 White

CARTON CONTENTS

• 20 Pieces • 10 Ft. Lengths
• 200 Ft. Per Carton
• 25 Lbs.

VSR1

NFA 4.2



SOFFIT RECEIVER

Per Square Inch/Per Lin Ft.

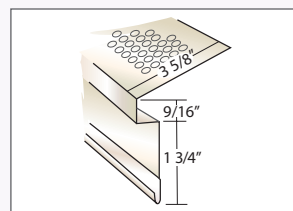
- 230 Beige
- 238 Hickory
- 280 White

CARTON CONTENTS

• 20 Pieces • 10 Ft. Lengths
• 200 Ft. Per Carton
• 20 Lbs.

VSR92

NFA 9.2



SOFFIT RECEIVER

Per Square Inch/Per Lin Ft.

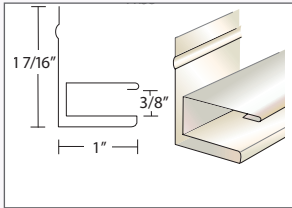
- 230 Beige
- 238 Hickory
- 280 White

CARTON CONTENTS

• 20 Pieces • 10 Ft. Lengths
• 200 Ft. Per Carton
• 20 Lbs.

SOFFIT ACCESSORIES

FR38



3/8" FRIEZE RUNNER

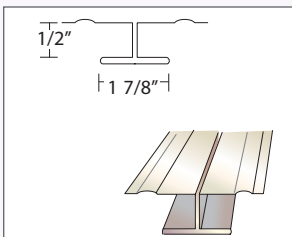
- CW01 Colonial White
- 112 Tuxedo Gray
- 138 Bone
- 200 Black
- 202 Royal Brown
- 204 Grecian Green
- 214 Woodland Green
- 223 Imperial Brown
- 238 Hickory
- 250 Musket Brown
- 280 White
- 325 Sandstone Beige
- 327 Desert Tan
- 355 Light Maple
- 360 Terratone
- 422 Pebblestone Clay
- 713 Wicker
- 791 Norwegian Wood
- 792 Heather
- 793 Sandcastle
- 795 Mocha
- 801 Almond
- 805 Pewter
- 817 Cream
- 818 Bronze
- 819 Herringbone
- 820 Cranberry
- 841 Buckskin
- 901 Ivory

CARTON CONTENTS

- 25 Pieces • 12 Ft. Lengths
- 300 Ft. Per Carton • 35 Lbs.

Use with T4 & Q4 Soffit

DCR19



DOUBLE CHANNEL RUNNER

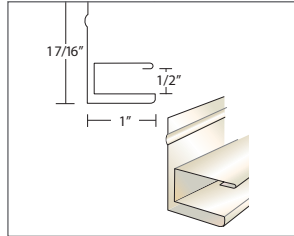
- 238 Hickory
- 280 White
- 713 Wicker

Special colors available • 3 carton min.
Custom Bent Only

CARTON CONTENTS

- 10 Pieces • 10 Ft. Lengths
- 100 Ft. Per Carton • 17 Lbs.

FR119



1/2" FRIEZE RUNNER

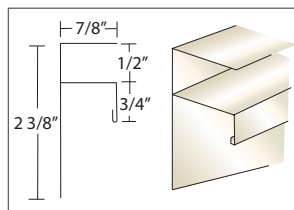
- CW01 Colonial White
- 102 Pearl Gray
- 112 Tuxedo Gray
- 200 Black
- 202 Royal Brown
- 204 Grecian Green
- 223 Imperial Brown
- 238 Hickory
- 250 Musket Brown
- 280 White
- 325 Sandstone Beige
- 360 Terratone
- 713 Wicker
- 801 Almond
- 818 Bronze
- 819 Herringbone
- 820 Cranberry
- 821 Ivy
- 822 Pacific Blue
- 841 Buckskin

CARTON CONTENTS

- 25 Pieces • 12 Ft. Lengths
- 300 Ft. Per Carton • 35 Lbs.

Use with D5 & D6 Soffit

FANDJ



COMBINATION CHANNEL

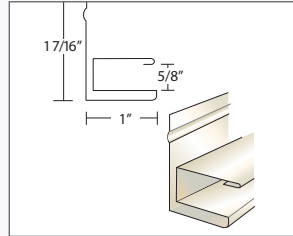
- 112 Tuxedo Gray
- 202 Royal Brown
- 214 Woodland Green
- 238 Hickory
- 280 White

Special colors available • 3 carton min.
Custom Bent Only

CARTON CONTENTS

- 20 Pieces • 10 Ft. Lengths
- 200 Ft. Per Carton • 24 Lbs.

FR58



5/8" FRIEZE RUNNER

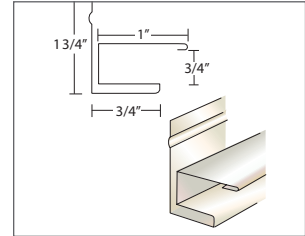
- CW01 Colonial White
- 202 Royal Brown
- 238 Hickory
- 250 Musket Brown
- 280 White
- 360 Terratone
- 713 Wicker
- 791 Norwegian Wood

CARTON CONTENTS

- 25 Pieces • 10 Ft. Lengths
- 250 Ft. Per Carton • 35 Lbs.

Use with Vinyl Soffit

FR34



3/4" FRIEZE RUNNER

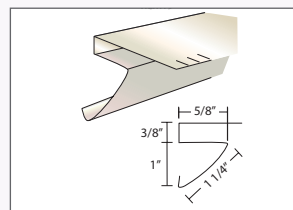
- CW01 Colonial White
- 238 Hickory
- 280 White
- 713 Wicker

Custom Bent Only

CARTON CONTENTS

- 25 Pieces • 10 Ft. Lengths
- 250 Ft. Per Carton • 35 Lbs.

RCM19



CROWN MOULDING

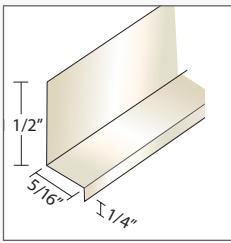
- 202 Royal Brown
- 214 Woodland Green
- 238 Hickory
- 250 Musket Brown
- 280 White
- 713 Wicker
- 791 Norwegian Wood
- 793 Sandcastle
- 801 Almond
- 805 Pewter/St. Gray
- 819 Herringbone

CARTON CONTENTS

- 25 Pieces • 12 Ft. Lengths
- 300 Ft. Per Carton • 27 Lbs.

Z-BAR

Z51690



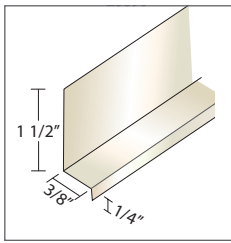
5/16" Z-BAR

202 Royal Brown
280 White

CARTON CONTENTS

• 50 Pieces • 10 Ft. Lengths
• 500 Ft. Per Carton • 28 Lbs.

Z3890



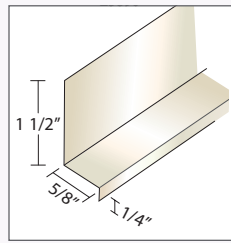
3/8" Z-BAR

202 Royal Brown
280 White

CARTON CONTENTS

• 50 Pieces • 10 Ft. Lengths
• 500 Ft. Per Carton • 25 Lbs.

Z5890



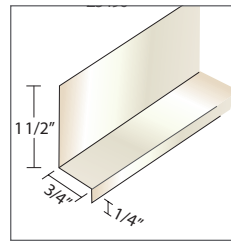
5/8" Z-BAR

202 Royal Brown
280 White

CARTON CONTENTS

• 50 Pieces • 10 Ft. Lengths
• 500 Ft. Per Carton • 27 Lbs.

Z3490



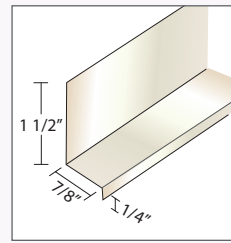
3/4" Z-BAR

202 Royal Brown
280 White

CARTON CONTENTS

• 50 Pieces • 10 Ft. Lengths
• 500 Ft. Per Carton • 27 Lbs.

Z7890



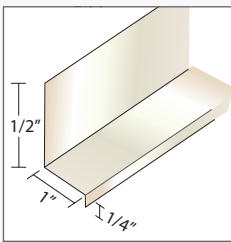
7/8" Z-BAR

202 Royal Brown
280 White

CARTON CONTENTS

• 50 Pieces • 10 Ft. Lengths
• 500 Ft. Per Carton • 29 Lbs.

Z190



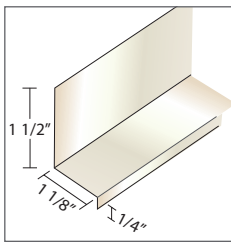
1" Z-BAR

202 Royal Brown
280 White

CARTON CONTENTS

• 50 Pieces • 10 Ft. Lengths
• 500 Ft. Per Carton • 29 Lbs.

Z11890



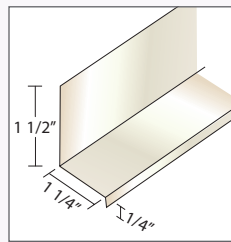
1 1/8" Z-BAR

202 Royal Brown
280 White

CARTON CONTENTS

• 50 Pieces • 10 Ft. Lengths
• 500 Ft. Per Carton • 30 Lbs.

Z11490



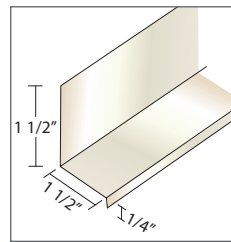
1 1/4" Z-BAR

202 Royal Brown
280 White

CARTON CONTENTS

• 50 Pieces • 10 Ft. Lengths
• 500 Ft. Per Carton • 31 Lbs.

Z15-90



1 1/2" Z-BAR

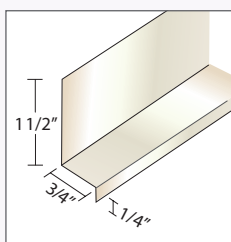
202 Royal Brown
280 White

CARTON CONTENTS

• 50 Pieces • 10 Ft. Lengths
• 500 Ft. Per Carton • 32 Lbs.

GALVANIZED Z-BAR

GZ3490



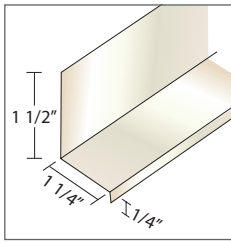
3/4" Z-BAR

280 White

CARTON CONTENTS

• 25 Pieces • 10 Ft. Lengths
• 250 Ft. Per Carton • 28 Lbs.

GZ11490



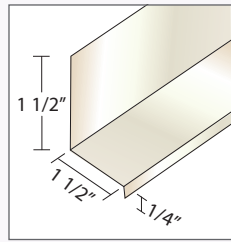
1 1/4" Z-BAR

280 White

CARTON CONTENTS

• 25 Pieces • 10 Ft. Lengths
• 250 Ft. Per Carton • 32 Lbs.

GZ1590



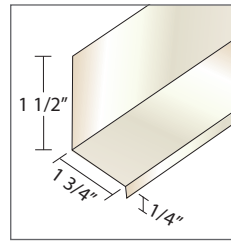
1 1/2" Z-BAR

280 White

CARTON CONTENTS

• 25 Pieces • 10 Ft. Lengths
• 250 Ft. Per Carton • 35 Lbs.

GZ13490



1 3/4" Z-BAR

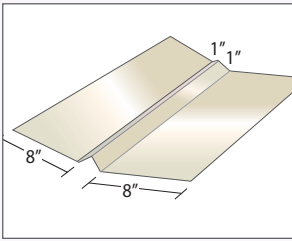
280 White

CARTON CONTENTS

• 25 Pieces • 10 Ft. Lengths
• 250 Ft. Per Carton • 39 Lbs.

ROOFING MATERIALS

WVAL1817 (.017)

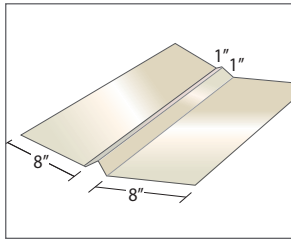


ALUMINUM W VALLEY

200 Black
202 Royal Brown

10 Ft. Lengths

WVAL1824 (.024)

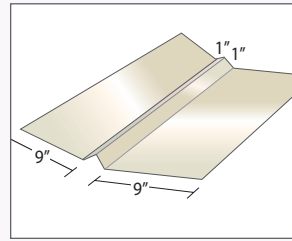


ALUMINUM W VALLEY

200 Black
202 Royal Brown

10 Ft. Lengths

WVAL2024 (.024)

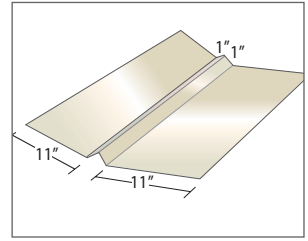


ALUMINUM W VALLEY

200 Black
202 Royal Brown

10 Ft. Lengths

WVAL2424 (.024)

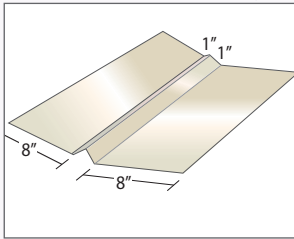


ALUMINUM W VALLEY

200 Black
202 Royal Brown

10 Ft. Lengths

WVAL18 GALV (27 Gauge) (.016)

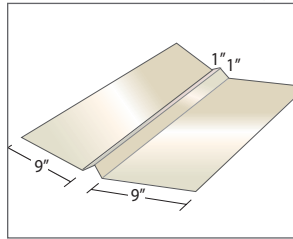


GALVANIZED W VALLEY

200 Black
202 Royal Brown
360 Terratone

10 Ft. Lengths

WVAL20 GALV (27 Gauge) (.016)

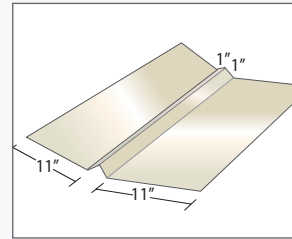


GALVANIZED W VALLEY

200 Black
202 Royal Brown
280 White
360 Terratone

10 Ft. Lengths

WVAL24 GALV (27 Gauge) (.016)

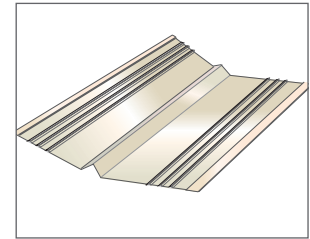


GALVANIZED W VALLEY

200 Black
202 Royal Brown
360 Terratone

10 Ft. Lengths

HWVAL



RIBBED AND HEMMED OPTION

Available for all items on this page.

*Standard pallet quantity - 50 pc. per pallet.

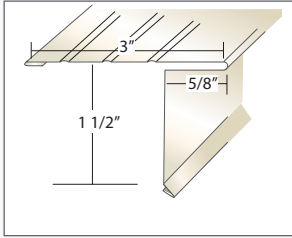
*Custom Bend and Special Colors Available - 50 Piece Minimum



Photo Credit: Visbeen Architects

ROOFING MATERIALS

ADE15CL



CLOSED DRIP EDGE

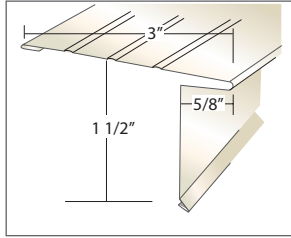
280 White

Special colors available • 3 carton min.

CARTON CONTENTS

- 50 Pieces • 10 Ft. Lengths
- 500 Ft. Per Carton • 50 Lbs.

ADE15OP



OPEN DRIP EDGE

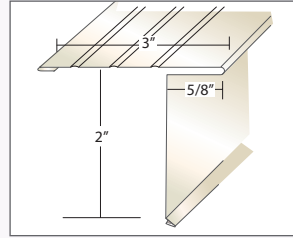
280 White

Special colors available • 3 carton min.

CARTON CONTENTS

- 50 Pieces • 10 Ft. Lengths
- 500 Ft. Per Carton • 50 Lbs.

ADE2CL



CLOSED DRIP EDGE

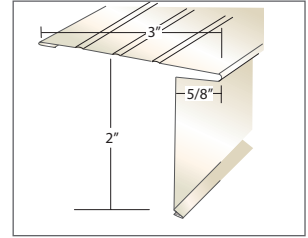
280 White

Special colors available • 3 carton min.

CARTON CONTENTS

- 50 Pieces • 10 Ft. Lengths
- 500 Ft. Per Carton • 68 Lbs.

ADE2OP



OPEN DRIP EDGE

280 White

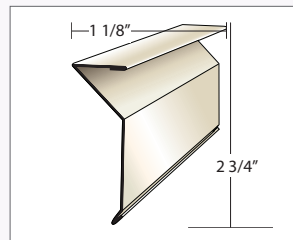
Special colors available • 3 carton min.

CARTON CONTENTS

- 50 Pieces • 10 Ft. Lengths
- 500 Ft. Per Carton • 68 Lbs.



SDE



SIDERS DRIP EDGE

- 200 Black
- 202 Royal Brown
- 238 Hickory
- 250 Musket Brown
- 280 White
- 360 Terratone

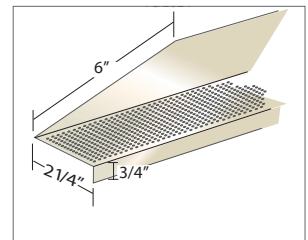
Special colors available • 3 carton min.

CARTON CONTENTS

- 25 Pieces • 10 Ft. Lengths
- 250 Ft. Per Carton • 21 Lbs.

PDE024

NFA 9.2
Square Inches Per Foot



PERFORATED DRIP EDGE

- 200 Black
- 202 Royal Brown
- 280 White

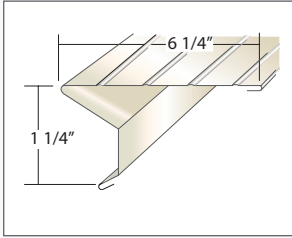
Special colors available • 3 carton min.

CARTON CONTENTS

- 25 Pieces • 10 Ft. Lengths
- 250 Ft. Per Carton • 60 Lbs.

ROOFING MATERIALS

F814 (.014)



DRIP EDGE

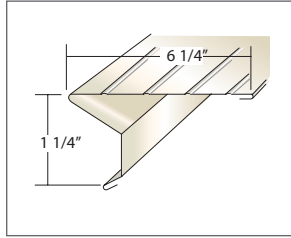
250 Musket Brown
280 White

38 Boxes Per Pallet

CARTON CONTENTS

• 50 Pieces • 10 Ft. Lengths
• 500 Ft. Per Carton • 69 Lbs.

F818 (.018)



DRIP EDGE

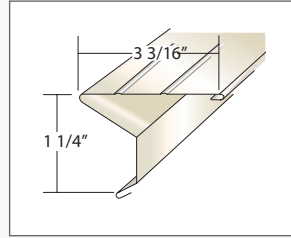
250 Musket Brown
280 White

38 Boxes Per Pallet

CARTON CONTENTS

• 50 Pieces • 10 Ft. Lengths
• 500 Ft. Per Carton • 88 Lbs.

F514 (.014)



DRIP EDGE

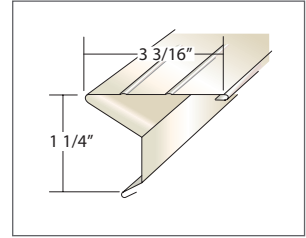
250 Musket Brown
280 White

42 Boxes Per Pallet

CARTON CONTENTS

• 50 Pieces • 10 Ft. Lengths
• 500 Ft. Per Carton • 43 Lbs.

F518 (.018)



DRIP EDGE

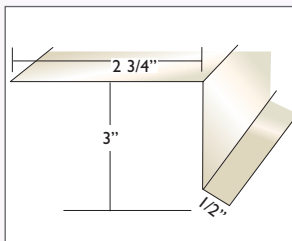
200 Black
202 Royal Brown
250 Musket Brown
280 White
360 Terratone

42 Boxes Per Pallet

CARTON CONTENTS

• 50 Pieces • 10 Ft. Lengths
• 500 Ft. Per Carton • 54 Lbs.

C6 (.032)



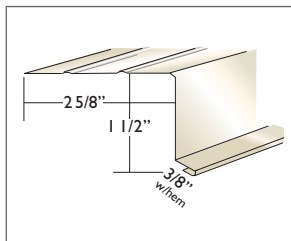
DRIP EDGE

180 High Gloss
818 Bronze

CARTON CONTENTS

• 25 Pieces • 10 Ft. Lengths
• 250 Ft. Per Carton • 57 Lbs.

ARA-94032



RAKE EDGE

180 High Gloss
818 Bronze

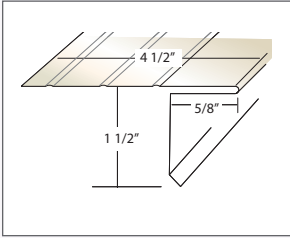
CARTON CONTENTS

• 25 Pieces • 10 Ft. Lengths
• 250 Ft. Per Carton • 42 Lbs.



ROOFING MATERIALS

ADEBB



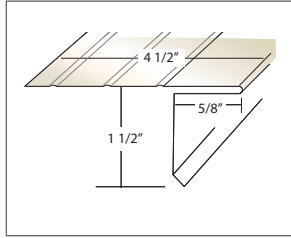
BIG BOY ALUMINUM DRIP EDGE

280 White

CARTON CONTENTS

- 50 Pieces • 10 Ft. Lengths
- 500 Ft. Per Carton • 69 Lbs.

ADEBB024



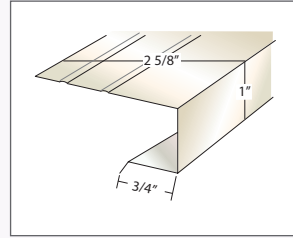
BIG BOY .024 ALUMINUM DRIP EDGE

202 Royal Brown
238 Hickory
280 White

CARTON CONTENTS

- 24 Pieces • 10 Ft. Lengths
- 240 Ft. Per Carton • 48 Lbs.

AREC5



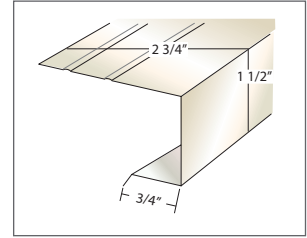
STYLE "C" RAKE EDGE

280 White

CARTON CONTENTS

- 50 Pieces • 10 Ft. Lengths
- 500 Ft. Per Carton • 45 Lbs.

AREC7




STYLE "C" RAKE EDGE

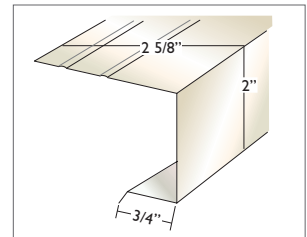
200 Black
202 Royal Brown
280 White
360 Terratone

CARTON CONTENTS

- 50 Pieces • 10 Ft. Lengths
- 500 Ft. Per Carton • 48 Lbs.



AREC9



STYLE "C" RAKE EDGE

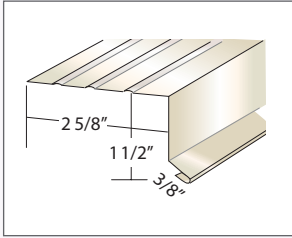
202 Royal Brown
280 White

CARTON CONTENTS

- 50 Pieces • 10 Ft. Lengths
- 500 Ft. Per Carton • 50 Lbs.

ROOFING MATERIALS

ARA94



STYLE "A" RAKE ANGLE

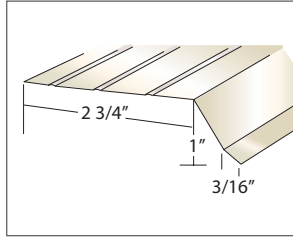
200 Black
202 Royal Brown
223 Imperial Brown
250 Musket Brown
280 White
360 Terratone

Special colors available • 5 carton min.

CARTON CONTENTS

• 50 Pieces • 10 Ft. Lengths
• 500 Ft. Per Carton • 42 Lbs.

ARA61



ALUMINUM GUTTER APRON

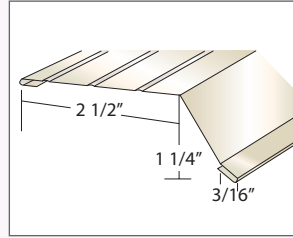
200 Black
202 Royal Brown
280 White
360 Terratone

Special colors available • 5 carton min.

CARTON CONTENTS

• 50 Pieces • 10 Ft. Lengths
• 500 Ft. Per Carton • 40 Lbs.

ARA62



ALUMINUM GUTTER APRON

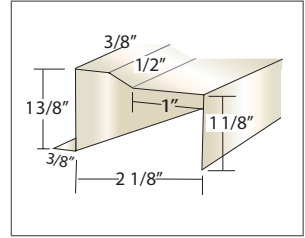
200 Black
202 Royal Brown
238 Hickory
280 White
360 Terratone

Special colors available • 5 carton min.

CARTON CONTENTS

• 50 Pieces • 10 Ft. Lengths
• 500 Ft. Per Carton • 42 Lbs.

SBM5



ANDERSEN BRICK MOULDING

223 Imperial Brown
280 White

CARTON CONTENTS

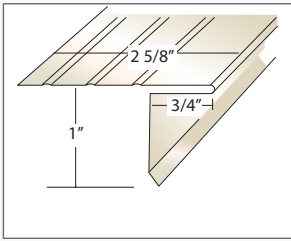
• 20 Pieces • 12 Ft. Lengths
• 240 Ft. Per Carton • 23 Lbs.



Photo Credit: Visbeen Architects

ROOFING MATERIALS

ADE45



STYLE "D" OVERHANG DRIP EDGE

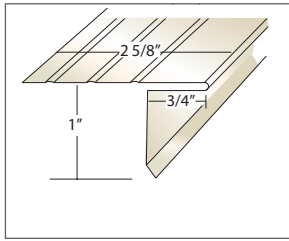
- 200 Black
- 202 Royal Brown
- 238 Hickory
- 250 Musket Brown
- 280 White
- 360 Terratone
- 713 Wicker

36 Boxes Per Pallet

CARTON CONTENTS

- 50 Pieces • 10 Ft. Lengths
- 500 Ft. Per Carton • 42 Lbs.

PCADE45 (.014)



STYLE "D" OVERHANG DRIP EDGE

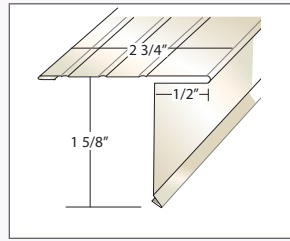
- 202 Royal Brown
- 238 Hickory
- 250 Musket Brown
- 280 White
- 360 Terratone
- 713 Wicker

36 Boxes Per Pallet

CARTON CONTENTS

- 50 Pieces • 10 Ft. Lengths
- 500 Ft. Per Carton • 32 Lbs.

PCADE34 (.014)



STYLE "D" OVERHANG DRIP EDGE

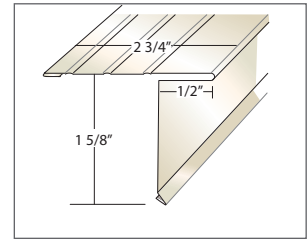
- 202 Royal Brown
- 238 Hickory
- 250 Musket Brown
- 280 White
- 360 Terratone
- 713 Wicker

36 Boxes Per Pallet

CARTON CONTENTS

- 50 Pieces • 10 Ft. Lengths
- 500 Ft. Per Carton • 37 Lbs.

ADE34



STYLE "D" OVERHANG DRIP EDGE

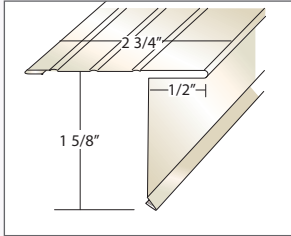
- CW01 Colonial White
- 102 Pearl Gray
- 112 Tuxedo Gray
- 138 Bone
- 200 Black
- 202 Royal Brown
- 204 Grecian Green
- 214 Woodland Green
- 223 Imperial Brown
- 238 Hickory
- 250 Musket Brown
- 280 White
- 325 Sandstone Beige
- 327 Desert Tan
- 355 Light Maple
- 360 Terratone
- 422 Pebblestone Clay
- 713 Wicker
- 791 Norwegian Wood
- 792 Heather
- 793 Sandcastle
- 795 Mocha
- 801 Almond
- 805 Pewter
- 817 Cream
- 818 Bronze
- 819 Herringbone
- 820 Cranberry
- 821 Ivy
- 822 Pacific Blue
- 841 Buckskin
- 901 Ivory

36 Boxes Per Pallet
Special colors available • 5 carton min.

CARTON CONTENTS

- 50 Pieces • 10 Ft. Lengths
- 500 Ft. Per Carton • 57 Lbs.

ADE3412



12 FT. OVERHANG DRIP EDGE

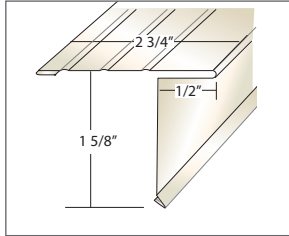
- 202 Royal Brown
- 238 Hickory
- 280 White
- 360 Terratone

40 Boxes Per Pallet
Special colors available • 5 carton min.

CARTON CONTENTS

- 25 Pieces • 12 Ft. Lengths
- 300 Ft. Per Carton • 30 Lbs.

ADE3424 (.024)



STYLE "D" .024 OVERHANG DRIP EDGE

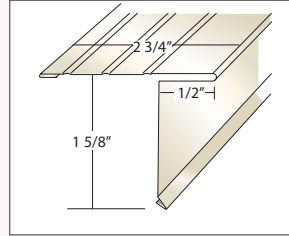
- 202 Royal Brown
- 238 Hickory
- 250 Musket Brown
- 280 White

36 Boxes Per Pallet

CARTON CONTENTS

- 50 Pieces • 10 Ft. Lengths
- 500 Ft. Per Carton • 68 Lbs.

ADE342412 (.024)



12 FT. .024 OVERHANG DRIP EDGE

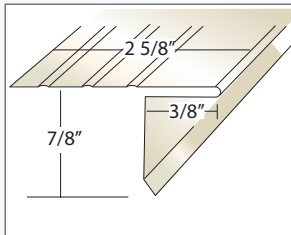
- 202 Royal Brown
- 280 White

40 Boxes Per Pallet

CARTON CONTENTS

- 25 Pieces • 12 Ft. Lengths
- 300 Ft. Per Carton • 45 Lbs.

ADE4



STYLE "D" OVERHANG DRIP EDGE

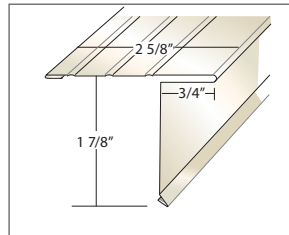
- 202 Royal Brown
- 280 White

36 Boxes Per Pallet

CARTON CONTENTS

- 50 Pieces • 10 Ft. Lengths
- 500 Ft. Per Carton • 37 Lbs.

ADE187



STYLE "D" OVERHANG DRIP EDGE

- 200 Black
- 202 Royal Brown
- 238 Hickory
- 250 Musket Brown
- 280 White
- 360 Terratone
- 713 Wicker

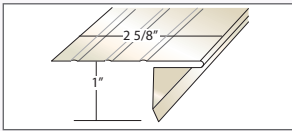
36 Boxes Per Pallet

CARTON CONTENTS

- 50 Pieces • 10 Ft. Lengths
- 500 Ft. Per Carton • 65 Lbs.

GALVANIZED ROOFING MATERIALS

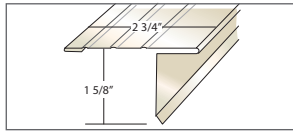
GDE45



GALVANIZED OVERHANG DRIP EDGE

- 200 Black
 - 202 Royal Brown
 - 280 White
 - 360 Terratone
- CARTON CONTENTS**
- 25 Pieces • 10 Ft. Lengths
 - 250 Ft. Per Carton • 48 Lbs.

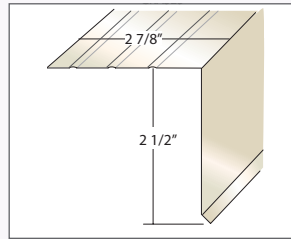
GDE34



GALVANIZED OVERHANG DRIP EDGE

- 200 Black
 - 202 Royal Brown
 - 238 Hickory
 - 280 White
 - 360 Terratone
 - 713 Wicker
- CARTON CONTENTS**
- 25 Pieces • 10 Ft. Lengths
 - 250 Ft. Per Carton • 55 Lbs.

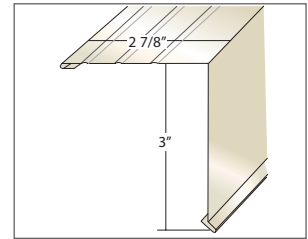
GRA325



GALVANIZED RAKE EDGE

- 200 Black
 - 202 Royal Brown
 - 280 White
- CARTON CONTENTS**
- 25 Pieces • 10 Ft. Lengths
 - 250 Ft. Per Carton • 73 Lbs.

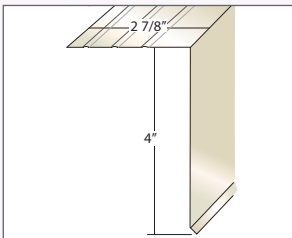
GRA33



GALVANIZED RAKE EDGE

- 200 Black
 - 202 Royal Brown
 - 280 White
- CARTON CONTENTS**
- 25 Pieces • 10 Ft. Lengths
 - 250 Ft. Per Carton • 79 Lbs.

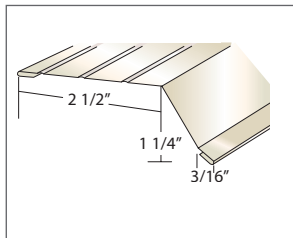
GRA34



GALVANIZED RAKE EDGE

- 200 Black
 - 202 Royal Brown
 - 280 White
- CARTON CONTENTS**
- 25 Pieces • 10 Ft. Lengths
 - 250 Ft. Per Carton • 92 Lbs.

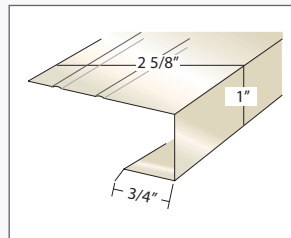
GRA62



GALVANIZED GUTTER APRON

- 200 Black
 - 202 Royal Brown
 - 238 Hickory
 - 280 White
 - 360 Terratone
 - 713 Wicker
- CARTON CONTENTS**
- 25 Pieces • 10 Ft. Lengths
 - 250 Ft. Per Carton • 48 Lbs.

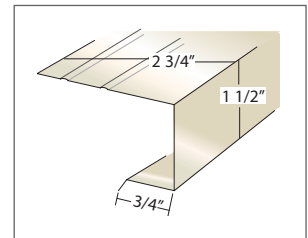
GREC5



GALVANIZED STYLE C RAKE EDGE

- 202 Royal Brown
 - 280 White
- CARTON CONTENTS**
- 25 Pieces • 10 Ft. Lengths
 - 250 Ft. Per Carton • 48 Lbs.

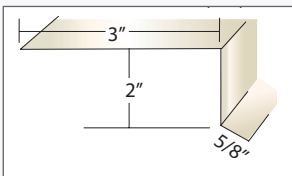
GREC7



GALVANIZED STYLE C RAKE EDGE

- 280 White
- CARTON CONTENTS**
- 25 Pieces • 10 Ft. Lengths
 - 250 Ft. Per Carton • 48 Lbs.

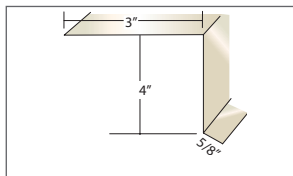
ADRIP3X2 (.024)



24 GAUGE STEEL ASPHALT DRIP

- Galvalume
 - White
 - Brown
- Custom Bent Only/Kynar Finish
Special Profiles Available*
- CARTON CONTENTS**
- 10 Pieces • 10 Ft. Lengths
 - 100 Ft. Per Carton
 - 3x2 - 45 Lbs.

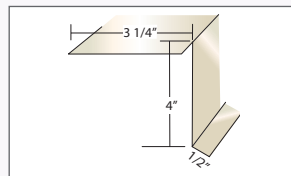
ADRIP3X4 (.024)



24 GAUGE STEEL ASPHALT DRIP

- Galvalume
 - White
 - Brown
- Custom Bent Only/Kynar Finish
Special Profiles Available*
- CARTON CONTENTS**
- 10 Pieces • 10 Ft. Lengths
 - 100 Ft. Per Carton
 - 3x4 - 63 Lbs.

GSTOP4 (.024)

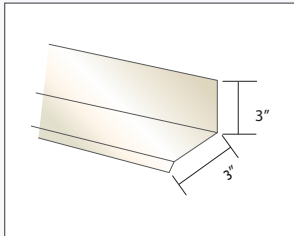


24 GAUGE STEEL GRAVEL STOP

- Galvalume
 - White
 - Brown
- Custom Bent Only/Kynar Finish
Special Profiles Available*
- CARTON CONTENTS**
- 10 Pieces • 10 Ft. Lengths
 - 100 Ft. Per Carton • 60 Lbs.

FLASHINGS & STARTER STRIP

AWF



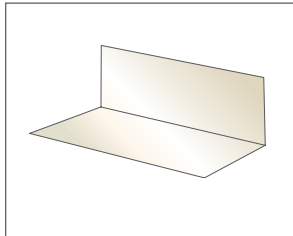
ALUMINUM WALL FLASHING

- 200 Black
- 202 Royal Brown
- 223 Imperial Brown
- 238 Hickory
- 280 White
- 360 Terratone
- 713 Wicker

Special profiles available

- CARTON CONTENTS**
- 20 Pieces • 10 Ft. Lengths
 - 200 Ft. Per Carton • 24 Lbs.

5X7PB | 7X7PB | 8X8PB (0.011)



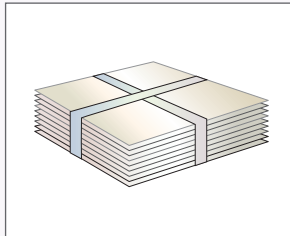
PRE BENT ALUMINUM FLASHINGS

- Mill Finish
- 200 Black
 - 202 Royal Brown
 - 280 White
 - 360 Terratone

100 Pieces Per Bundle
5 Bundles Per Box

- CARTON CONTENTS**
- 500 Pieces
 - 2 1/2 x 2 1/2 x 7 - 20 Lbs.
 - 3 1/2 x 3 1/2 x 7 - 30 Lbs.
 - 4 x 4 x 8 - 38 Lbs.

5X7 | 7X7 | 8X8 (0.011)



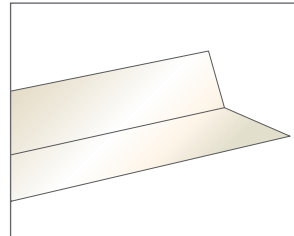
ALUMINUM FLASHINGS

- Mill Finish
- 200 Black/202 Royal Brown
 - 280 White/360 Terratone

100 Pieces Per Bundle
5 Bundles Per Box

- CARTON CONTENTS**
- 500 Pieces
 - 5 x 7 - 20 Lbs.
 - 7 x 7 - 30 Lbs.
 - 8 x 8 - 38 Lbs.

PF4X5




ALUMINUM PORCH FLASHINGS

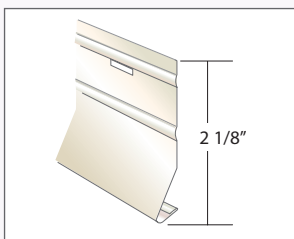
- 200 Black
- 280 White

CARTON CONTENTS

- 20 Pieces • 10 Ft. Lengths
- 27 Lbs.



SSAV



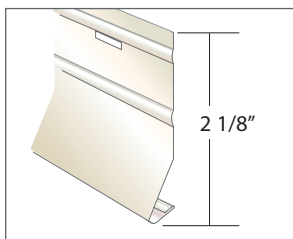
ALUMINUM STARTER STRIP FOR PREMIUM VINYL SIDING AND ALUMINUM SIDING

Mill Finish

50 Boxes Per Pallet

- CARTON CONTENTS**
- 50 Pieces • 10 Ft. Lengths
 - 500 Ft. Per Carton • 28 Lbs.

SSAV5



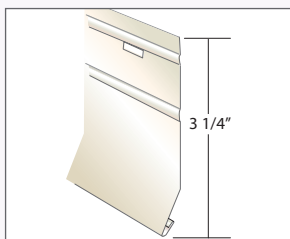
ALUMINUM STARTER STRIP FOR NARROW BUTT VINYL SIDING

Mill Finish

50 Boxes Per Pallet

- CARTON CONTENTS**
- 50 Pieces • 10 Ft. Lengths
 - 500 Ft. Per Carton • 28 Lbs.

3-SSAV5



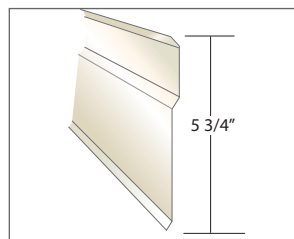
ALUMINUM STARTER STRIP FOR VINYL SIDING

Mill Finish

50 Boxes Per Pallet

- CARTON CONTENTS**
- 50 Pieces • 10 Ft. Lengths
 - 500 Ft. Per Carton • 38 Lbs.

CCF024X35



CHIMNEY COUNTER FLASHING

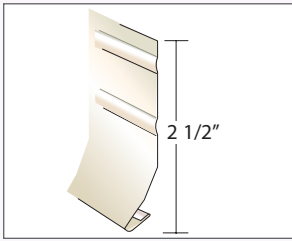
- 200 Black
- 202 Royal Brown
- 360 Terratone

CARTON CONTENTS

- 25 Pieces • 10 Ft. Lengths
- 250 Ft. Per Carton • 42 Lbs.

GALVANIZED STARTER STRIP

GSSV



GALVANIZED STARTER STRIP FOR VINYL SIDING

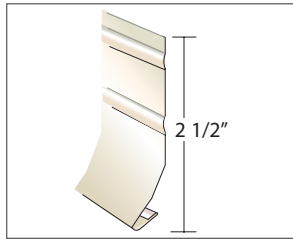
Mill Finish

40 Boxes Per Pallet

CARTON CONTENTS

- 40 Pieces • 10 Ft. Lengths
- 400 Ft. Per Carton • 49 Lbs.

GSSV5



GALVANIZED STARTER STRIP FOR NARROW BUTT VINYL SIDING

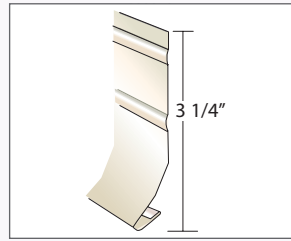
Mill Finish

40 Boxes Per Pallet

CARTON CONTENTS

- 40 Pieces • 10 Ft. Lengths
- 400 Ft. Per Carton • 49 Lbs.

G3SSV5



GALVANIZED STARTER STRIP FOR NARROW BUTT VINYL SIDING

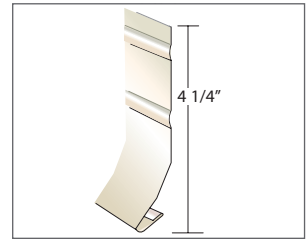
Mill Finish

40 Boxes Per Pallet

CARTON CONTENTS

- 25 Pieces • 10 Ft. Lengths
- 250 Ft. Per Carton • 43 Lbs.

G4SSV5



GALVANIZED STARTER STRIP FOR NARROW BUTT VINYL SIDING

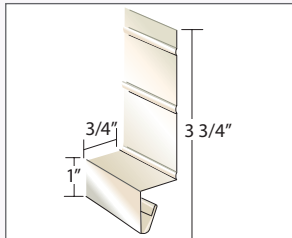
Mill Finish

40 Boxes Per Pallet

CARTON CONTENTS

- 25 Pieces • 10 Ft. Lengths
- 250 Ft. Per Carton • 56 Lbs.

GSSFM



GALVANIZED STARTER STRIP FOR FOAM BACKED VINYL SIDING

Mill Finish

40 Boxes Per Pallet

CARTON CONTENTS

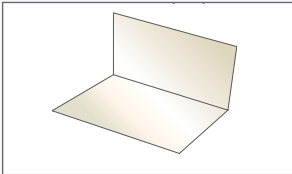
- 20 Pieces • 10 Ft. Lengths
- 200 Ft. Per Carton • 43 Lbs.

Photo Credit: Visbeen Architects

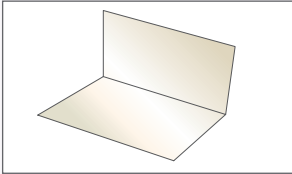


STEEL FLASHINGS

G5X7PBMi (.013)



G7X7PBMi (.013)



GALVANIZED FLASHING

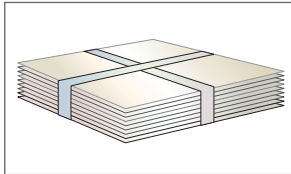
Mill Finish

Pre Bent

CARTON CONTENTS

- 100 Pieces Per Bundle
- 5x7-14 Lbs. Per Bundle
- 7x7-19 Lbs. Per Bundle

G5X7MI



GALVANIZED FLASHING

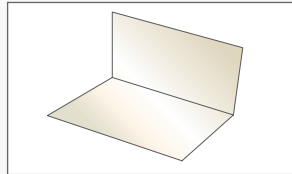
Mill Finish

Flat

CARTON CONTENTS

- 5x7-30 Lbs. Per Bundle
- 100 Pieces Per Bundle

G8X8PB50 (.013)



GALVANIZED FLASHING

Mill Finish

- 200 Black
- 202 Royal Brown
- 360 Terratone

Pre Bent

CARTON CONTENTS

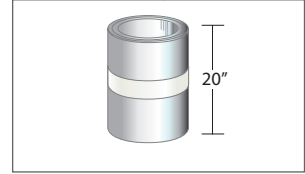
- 50 Piece Bundles
- 8x8-22 Lbs. Per Bundle

Also Available in 100 Piece Bundles

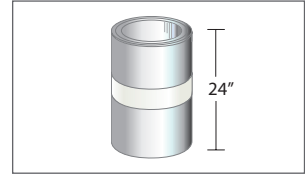
GPB8X8 (.013)

- 8x8-44 Lbs. Per Bundle

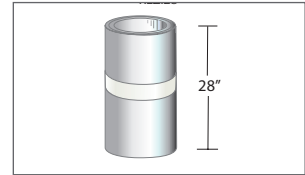
REZI20



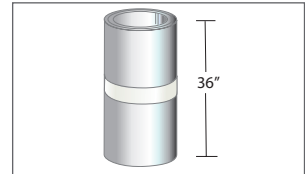
REZI24



REZI28



REZI36



CARTON CONTENTS

- 1 Per Carton • 50 Ft. Per Roll

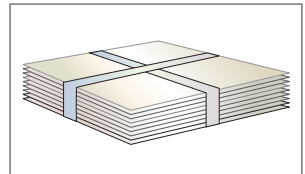
REZI20 - 55 Lbs.

REZI24 - 66 Lbs.

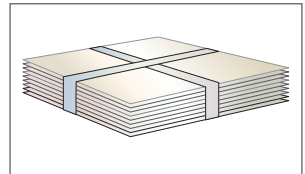
REZI28 - 77 Lbs.

REZI36 - 98 Lbs.

REZI5X7



REZI6X8



REZIBOND FLASHINGS



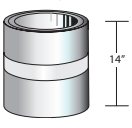
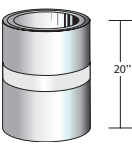
Mill Finish



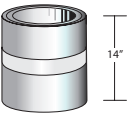
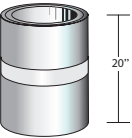
CARTON CONTENTS

- 100 Pieces Per Bundle
- 5x7-16 Lbs. Per Bundle
- 6x8-22 Lbs. Per Bundle




ROLL FLASHING

ALUMINUM MILL FINISH								
	Economy Code (.009)	Description	Pallet Qty.	Length Feet	Color	Type	Gauge	Weight Lbs.
	RF 8x10 EC MILL	8 x 10 Aluminum Economy Mill	50	10	Bare	Econ	.009	0.76
	RF 8x25 EC MILL	8 x 25 Aluminum Economy Mill	50	25		Econ	.009	1.90
	RF 8x50 EC MILL	8 x 50 Aluminum Economy Mill	50	50		Econ	.009	3.80
	RF 10x10 EC MILL	10 x 10 Aluminum Economy Mill	50	10	Bare	Econ	.009	0.96
	RF 10x25 EC MILL	10 x 25 Aluminum Economy Mill	50	25		Econ	.009	2.40
	RF 10x50 EC MILL	10 x 50 Aluminum Economy Mill	50	50		Econ	.009	4.80
	RF 14x10 EC MILL	14 x 10 Aluminum Economy Mill	50	10	Bare	Econ	.009	1.34
	RF 14x25 EC MILL	14 x 25 Aluminum Economy Mill	50	25		Econ	.009	3.35
	RF 14x50 EC MILL	14 x 50 Aluminum Economy Mill	50	50		Econ	.009	6.70
	RF 20x10 EC MILL	20 x 10 Aluminum Economy Mill	50	10	Bare	Econ	.009	1.90
	RF 20x25 EC MILL	20 x 25 Aluminum Economy Mill	50	25		Econ	.009	4.75
	RF 20x50 EC MILL	20 x 50 Aluminum Economy Mill	50	50		Econ	.009	9.50



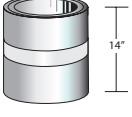
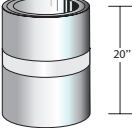
ALUMINUM MILL FINISH								
	Standard Code (.011)	Description	Pallet Qty.	Length Feet	Color	Type	Gauge	Weight Lbs.
	RF 8x10 STD MILL	8 x 10 Aluminum Standard Mill	50	10	Bare	Std	.011	1.00
	RF 8x25 STD MILL	8 x 25 Aluminum Standard Mill	50	25		Std	.011	2.50
	RF 8x50 STD MILL	8 x 50 Aluminum Standard Mill	50	50		Std	.011	5.00
	RF 10x10 STD MILL	10 x 10 Aluminum Standard Mill	50	10	Bare	Std	.011	1.24
	RF 10x25 STD MILL	10 x 25 Aluminum Standard Mill	50	25		Std	.011	3.10
	RF 10x50 STD MILL	10 x 50 Aluminum Standard Mill	50	50		Std	.011	6.20
	RF 14x10 STD MILL	14 x 10 Aluminum Standard Mill	50	10	Bare	Std	.011	1.78
	RF 14x25 STD MILL	14 x 25 Aluminum Standard Mill	50	25		Std	.011	4.45
	RF 14x50 STD MILL	14 x 50 Aluminum Standard Mill	50	50		Std	.011	8.90
	RF 20x10 STD MILL	20 x 10 Aluminum Standard Mill	50	10	Bare	Std	.011	2.50
	RF 20x25 STD MILL	20 x 25 Aluminum Standard Mill	50	25		Std	.011	6.25
	RF 20x50 STD MILL	20 x 50 Aluminum Standard Mill	50	50		Std	.011	12.50

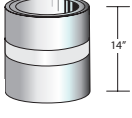
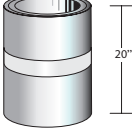
ROLL FLASHING

ALUMINUM MILL FINISH								
	DLX Code (.0162)	Description	Pallet Qty.	Length Feet	Color	Type	Gauge	Weight Lbs.
	RF 8x10 DLX MILL	8 x 10 Aluminum DLX Mill Finish	50	10	C/C	DLX	.0162	1.56
	RF 8x25 DLX MILL	8 x 25 Aluminum DLX Mill Finish	50	25		DLX	.0162	3.90
	RF 8x50 DLX MILL	8 x 50 Aluminum DLX Mill Finish	50	50		DLX	.0162	7.80
	RF 10x10 DLX MILL	10 x 10 Aluminum DLX Mill Finish	50	10	C/C	DLX	.0162	1.94
	RF 10x25 DLX MILL	10 x 25 Aluminum DLX Mill Finish	50	25		DLX	.0162	4.85
	RF 10x50 DLX MILL	10 x 50 Aluminum DLX Mill Finish	50	50		DLX	.0162	9.70
	RF 14x10 DLX MILL	14 x 10 Aluminum DLX Mill Finish	50	10	C/C	DLX	.0162	2.72
	RF 14x25 DLX MILL	14 x 25 Aluminum DLX Mill Finish	50	25		DLX	.0162	6.80
	RF 14x50 DLX MILL	14 x 50 Aluminum DLX Mill Finish	50	50		DLX	.0162	13.60
	RF 20x10 DLX MILL	20 x 10 Aluminum DLX Mill Finish	50	10	C/C	DLX	.0162	3.84
	RF 20x25 DLX MILL	20 x 25 Aluminum DLX Mill Finish	50	25		DLX	.0162	9.50
	RF 20x50 DLX MILL	20 x 50 Aluminum DLX Mill Finish	50	50		DLX	.0162	19.20

ALUMINUM STD. BLACK/BROWN								
	Standard Code (.012)	Description	Pallet Qty.	Length Feet	Color	Type	Gauge	Weight Lbs.
	RF 8x10 STDBL/BR	8 x 10 Aluminum Standard Black/Brown	50	10	C/C	Std	.012	1.12
	RF 8x25 STDBL/BR	8 x 25 Aluminum Standard Black/Brown	50	25		Std	.012	2.80
	RF 8x50 STDBL/BR	8 x 50 Aluminum Standard Black/Brown	50	50		Std	.012	5.60
	RF 10x10 STDBL/BR	10 x 10 Aluminum Standard Black/Brown	50	10	C/C	Std	.012	1.40
	RF 10x25 STDBL/BR	10 x 25 Aluminum Standard Black/Brown	50	25		Std	.012	3.50
	RF 10x50 STDBL/BR	10 x 50 Aluminum Standard Black/Brown	50	50		Std	.012	7.00
	RF 14x10 STDBL/BR	14 x 10 Aluminum Standard Black/Brown	50	10	C/C	Std	.012	1.96
	RF 14x25 STDBL/BR	14 x 25 Aluminum Standard Black/Brown	50	25		Std	.012	4.90
	RF 14x50 STDBL/BR	14 x 50 Aluminum Standard Black/Brown	50	50		Std	.012	9.80
	RF 20x10 STDBL/BR	20 x 10 Aluminum Standard Black/Brown	50	10	C/C	Std	.012	2.80
	RF 20x25 STDBL/BR	20 x 25 Aluminum Standard Black/Brown	50	25		Std	.012	7.00
	RF 20x50 STDBL/BR	20 x 50 Aluminum Standard Black/Brown	50	50		Std	.012	14.00

ROLL FLASHING

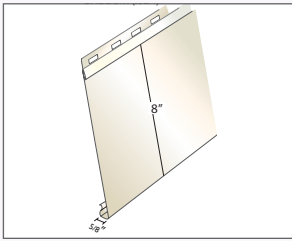
ALUMINUM BLACK/BROWN								
	DLX Code (.0162) Color/Color	Description	Pallet Qty.	Length Feet	Color	Type	Gauge	Weight Lbs.
	RF 8x10 DLX BL/BR	8 x 10 Aluminum DLX Black/Brown	50	10	C/C	DLX	.0162	1.64
	RF 8x25 DLX BL/BR	8 x 25 Aluminum DLX Black/Brown	50	25		DLX	.0162	4.10
	RF 8x50 DLX BL/BR	8 x 50 Aluminum DLX Black/Brown	50	50		DLX	.0162	8.20
	RF 10x10 DLX BL/BR	10 x 10 Aluminum DLX Black/Brown	50	10	C/C	DLX	.0162	2.00
	RF 10x25 DLX BL/BR	10 x 25 Aluminum DLX Black/Brown	50	25		DLX	.0162	5.00
	RF 10x50 DLX BL/BR	10 x 50 Aluminum DLX Black/Brown	50	50		DLX	.0162	10.00
	RF 14x10 DLX BL/BR	14 x 10 Aluminum DLX Black/Brown	50	10	C/C	DLX	.0162	2.84
	RF 14x25 DLX BL/BR	14 x 25 Aluminum DLX Black/Brown	50	25		DLX	.0162	7.10
	RF 14x50 DLX BL/BR	14 x 50 Aluminum DLX Black/Brown	50	50		DLX	.0162	14.20
	RF 20x10 DLX BL/BR	20 x 10 Aluminum DLX Black/Brown	50	10	C/C	DLX	.0162	4.12
	RF 20x25 DLX BL/BR	20 x 25 Aluminum DLX Black/Brown	50	25		DLX	.0162	10.30
	RF 20x50 DLX BL/BR	20 x 50 Aluminum DLX Black/Brown	50	50		DLX	.0162	20.60

GALVANIZED MILL FINISH								
	Economy Code (.0125)	Description	Pallet Qty.	Length Feet	Color	Type	Gauge	Weight Lbs.
	GRF 8X10 EC MILL	8 x 10 Mill Galvanized	50	10	Bare	Econ	.0125	3.49
	GRF 8X25 EC MILL	8 x 25 Mill Galvanized	50	25		Econ	.0125	8.73
	GRF 8X50 EC MILL	8 x 50 Mill Galvanized	50	50		Econ	.0125	17.46
	GRF 10X10 EC MILL	10 x 10 Mill Galvanized	50	10	Bare	Econ	.0125	4.38
	GRF 10X25 EC MILL	10 x 25 Mill Galvanized	50	25		Econ	.0125	10.94
	GRF 10X50 EC MILL	10 x 50 Mill Galvanized	50	50		Econ	.0125	21.88
	GRF 14X10 EC MILL	14 x 10 Mill Galvanized	50	10	Bare	Econ	.0125	6.14
	GRF 14X25 EC MILL	14 x 25 Mill Galvanized	50	25		Econ	.0125	15.36
	GRF 14X50 EC MILL	14 x 50 Mill Galvanized	50	50		Econ	.0125	30.72
	GRF 20X10 EC MILL	20 x 10 Mill Galvanized	50	10	Bare	Econ	.0125	8.79
	GRF 20X25 EC MILL	20 x 25 Mill Galvanized	50	25		Econ	.0125	21.99
	GRF 20X50 EC MILL	20 x 50 Mill Galvanized	50	50		Econ	.0125	43.97

ALUMINUM SIDING

ALL SIDING SOLD BY THE SQUARE

8HBDSM (.024)



8" HORIZONTAL DELUXE SMOOTH


- 102 Pearl Gray
- 202 Royal Brown
- 223 Imperial Brown
- 238 Hickory
- 280 White
- 713 Wicker
- 801 Almond
- 841 Buckskin

*Special colors available
10 Squares Min.*

CARTON CONTENTS

- 2 Squares
- Width: 8" • Length: 12'6"
- 12 Pieces, 44 Lbs. Per Square
- Can also be ordered as
1 Square Cartons

8HBDRW (.024)



8" HORIZONTAL DELUXE ROUGHWOOD

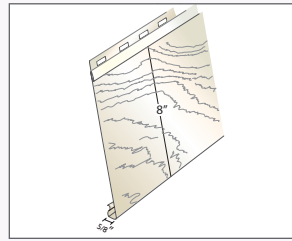
280 White

*Special colors available
10 Squares Min.*

CARTON CONTENTS

- 2 Squares
- Width: 8" • Length: 12'6"
- 12 Pieces, 44 Lbs. Per Square
- Can also be ordered as
1 Square Cartons

8HBDTIMBER (.024)



8" HORIZONTAL DELUXE TIMBERTONE

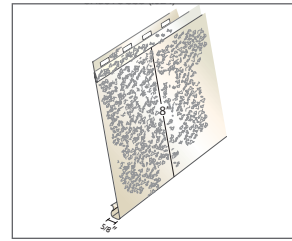
280 White

*Special colors available
10 Squares Min.*

CARTON CONTENTS

- 2 Squares
- Width: 8" • Length: 12'6"
- 12 Pieces, 44 Lbs. Per Square
- Can also be ordered as
1 Square Cartons

8HBDSTUCCO (.024)



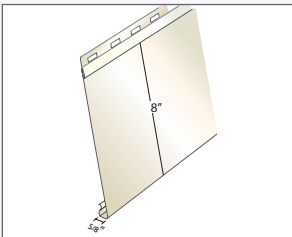
8" HORIZONTAL DELUXE STUCCO (orangepeel)

280 White Only

CARTON CONTENTS

- 2 Squares
- Width: 8" • Length: 12'6"
- 12 Pieces, 44 Lbs. Per Square
- Can also be ordered as
1 Square Cartons

8HBRSM (.019)



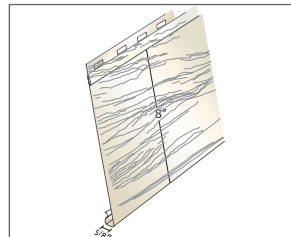
8" HORIZONTAL REGULAR SMOOTH

280 White

CARTON CONTENTS

- 2 Squares
- Width: 8" • Length: 12'6"
- 12 Pieces, 34 Lbs. Per Square
- Can also be ordered as
1 Square Cartons

8HBRRW (.019)



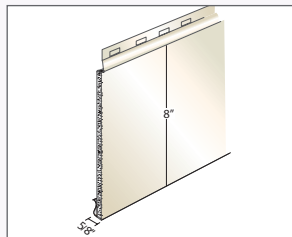
8" HORIZONTAL REGULAR ROUGHWOOD

280 White

CARTON CONTENTS

- 2 Squares
- Width: 8" • Length: 12'6"
- 12 Pieces, 34 Lbs. Per Square
- Can also be ordered as
1 Square Cartons

8FMRSM (.019)




8" FOAM INSULATED REGULAR SMOOTH

280 White

CARTON CONTENTS

- 1 Square
- Width: 8" • Length: 12'6"
- 12 Pieces, 34 Lbs. Per Square

8FMRRW (.019)



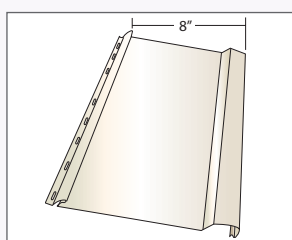
8" FOAM INSULATED REGULAR ROUGHWOOD

280 White

CARTON CONTENTS

- 1 Square
- Width: 8" • Length: 12'6"
- 12 Pieces, 34 Lbs. Per Square

8B&BDSM (.024)



8" BOARD AND BATTEN SMOOTH

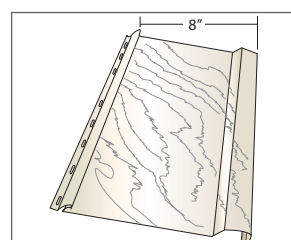
280 White

CARTON CONTENTS

- 1 Square
- Width: 8" • Length: 10'
- 15 Pieces, 45 Lbs. Per Square

*Special colors available
10 Squares Min.*

8B&BDRW (.024)



8" BOARD AND BATTEN WOODGRAIN/ROUGHWOOD

280 White

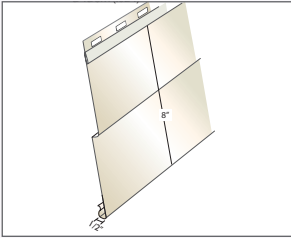
CARTON CONTENTS

- 1 Square
- Width: 8" • Length: 10'
- 15 Pieces, 45 Lbs. Per Square

*Special colors available
10 Squares Min.*

ALUMINUM SIDING

D4DSM (.024)



DOUBLE 4" DELUXE SMOOTH


280 White

*Special colors available
10 Squares Min.*

CARTON CONTENTS

- 2 Squares
- Width: 8" • Length: 12'6"
- 12 Pieces, 45 Lbs. Per Square
- Can also be ordered as 1 Square Cartons

D4DRW (.024)



DOUBLE 4" DELUXE ROUGHWOOD

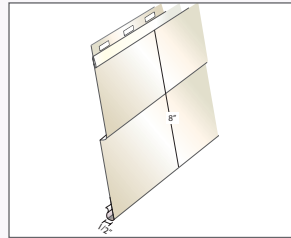
280 White

*Special colors available
10 Squares Min.*

CARTON CONTENTS

- 2 Squares
- Width: 8" • Length: 12'6"
- 12 Pieces, 45 Lbs. Per Square
- Can also be ordered as 1 Square Cartons

D4RSM (.019)



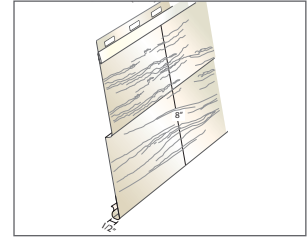
DOUBLE 4" REGULAR SMOOTH

280 White

CARTON CONTENTS

- 2 Squares
- Width: 8" • Length: 12'6"
- 12 Pieces, 37 Lbs. Per Square
- Can also be ordered as 1 Square Cartons

D4RRW (.019)



DOUBLE 4" REGULAR ROUGHWOOD

102 Pearl Gray

- 202 Royal Brown
- 223 Imperial Brown
- 224 Woodstock Tan
- 238 Hickory
- 280 White
- 335 Barn Red
- 713 Wicker
- 801 Almond
- 819 Herringbone
- 841 Buckskin

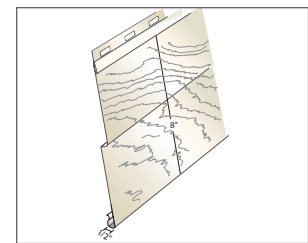
CARTON CONTENTS

- 2 Squares
- Width: 8" • Length: 12'6"
- 12 Pieces, 37 Lbs. Per Square
- Can also be ordered as 1 Square Cartons

Special Color Orders are available in Deluxe profiles only. Please allow two-three weeks for special orders. A minimum of 10 squares are required. A 15% upcharge will be applied to all special orders. For orders over 20 squares there is no upcharge. Warranty is void on special order items. There are no returns on special orders.



D4TIMBER (.019)



TIMBERTONE REGULAR

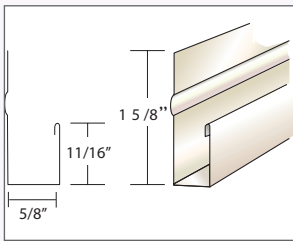
280 White

CARTON CONTENTS

- 2 Squares
- Width: 8" • Length: 12'6"
- 12 Pieces, 37 Lbs. Per Square
- Can also be ordered as 1 Square Cartons

SIDING ACCESSORIES

J58

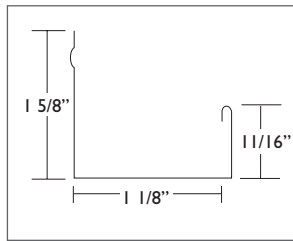


5/8" J-CHANNEL (WIDE FACE)

- 102 Pearl Gray
- 202 Royal Brown
- 223 Imperial Brown
- 224 Woodstock Tan
- 238 Hickory
- 280 White
- 335 Barn Red
- 713 Wicker
- 801 Almond
- 819 Herringbone
- 841 Buckskin

CARTON CONTENTS
 • 25 Pieces • 12 Ft. Lengths
 • 300 Ft. Per Carton • 25 Lbs.

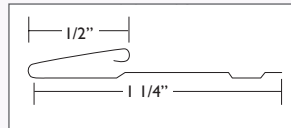
J18



1 1/8" J-CHANNEL FOR INSULATED SIDING

- 280 White
- CARTON CONTENTS**
 • 50 Pieces • 12 Ft. Lengths
 • 600 Ft. Per Carton • 34 Lbs.

UTSNAPLOCK

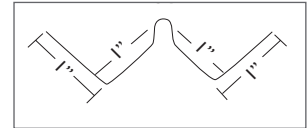


UTILITY TRIM

- 102 Pearl Gray
- 200 Black
- 202 Royal Brown
- 223 Imperial Brown
- 224 Woodstock Tan
- 238 Hickory
- 250 Musket Brown
- 280 White
- 335 Barn Red
- 713 Wicker
- 801 Almond
- 819 Herringbone
- 841 Buckskin

CARTON CONTENTS
 • 50 Pieces • 12 Ft. Lengths
 • 600 Ft. Per Carton • 25 Lbs.

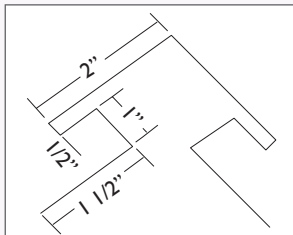
ICIB



INSIDE CORNER POST

- 280 White
- CARTON CONTENTS**
 • 20 Pieces • 10 Ft. Lengths
 • 200 Ft. Per Carton • 25 Lbs.

BP1RW

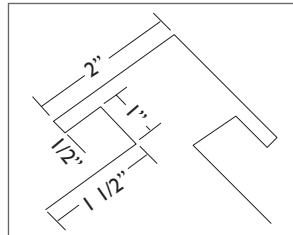


OUTSIDE CORNER POST ROUGHWOOD

- 102 Pearl Gray
- 202 Royal Brown
- 223 Imperial Brown
- 224 Woodstock Tan
- 238 Hickory
- 335 Barn Red
- 280 White
- 713 Wicker
- 801 Almond
- 819 Herringbone
- 841 Buckskin

CARTON CONTENTS
 • 10 Pieces • 10 Ft. Lengths
 • 100 Ft. Per Carton • 25 Lbs.

BP1SM



OUTSIDE CORNER POST SMOOTH

- 102 Pearl Gray
- 202 Royal Brown
- 223 Imperial Brown
- 238 Hickory
- 280 White
- 713 Wicker
- 801 Almond
- 841 Buckskin

CARTON CONTENTS
 • 10 Pieces • 10 Ft. Lengths
 • 100 Ft. Per Carton • 25 Lbs.

SN114



SIDING NAILS 1 1/4"
 Aluminum

SN112



SIDING NAILS 1 1/2"
 Aluminum

SN2



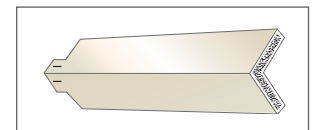
SIDING NAILS 2"
 Aluminum

SN212



SIDING NAILS 2 1/2"
 Aluminum
CARTON CONTENTS
 • 1 Lb. Box • 1 Lb.

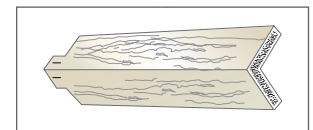
POCSM



OUTSIDE CORNER CAP SMOOTH

- 280 White

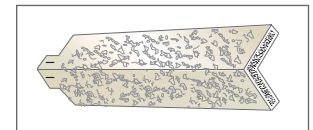
POCRW



OUTSIDE CORNER CAP ROUGHWOOD

- 280 White

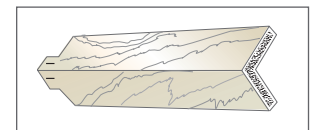
POCSTUCCO



OUTSIDE CORNER CAP STUCCO

- 280 White

POCTIMBER

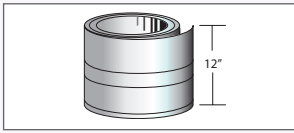


OUTSIDE CORNER CAP TIMBERTONE

- 280 White
- CARTON CONTENTS**
 • 100 Pieces • 10 Lbs.

VINYL FLASHING & ACCESSORIES

VDFC50



HAND BENDABLE
VINYL DECK
FLASHING

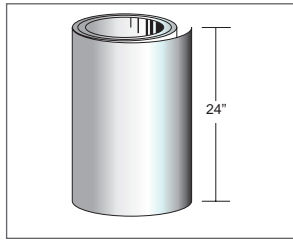
Pre-Scored

Taupe

CARTON CONTENTS

- Width: 12" • Length: 50 Ft.
- 11 Lbs.

PTC24WHSM



VINYL COIL
SMOOTH

White

CARTON CONTENTS

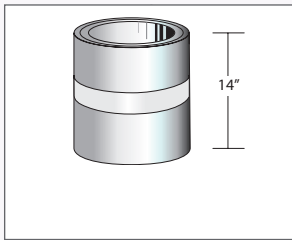
- Width: 24" • Length: 50 Ft.
- 24 Lbs.



Photo Credit: Visbeen Architects

COIL STOCK & TRIM NAILS

C14



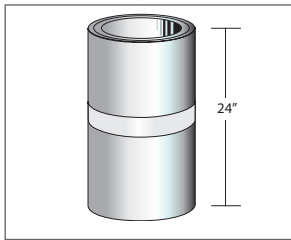
14" ALUMINUM TRIM COIL

202 Royal Brown
280 White

CARTON CONTENTS

- Width: 14 1/2"
- Length: 50 Ft.
- 16 Lbs.

C24



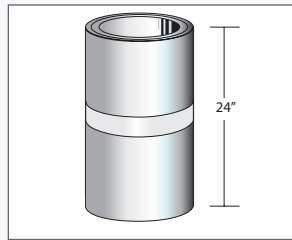
24" ALUMINUM TRIM COIL

See pgs. 28-30 for Color Comparison Charts and Available Colors

CARTON CONTENTS

- Width: 24"
- Length: 50 Ft.
- 26 Lbs. Per Carton

C24024



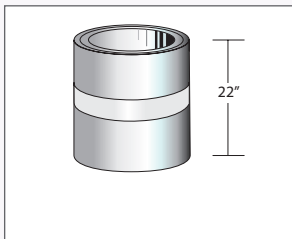
DELUXE .024 24" ALUMINUM TRIM COIL

See pgs. 28-30 for Color Comparison Charts and Available Colors

CARTON CONTENTS

- Width: 24"
- Length: 50 Ft.
- 33 Lbs.

C22



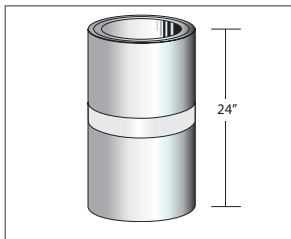
22" ALUMINUM TRIM COIL

224 Woodstock Tan/GW
335 Barn Red/GW

CARTON CONTENTS

- Width: 22"
- Length: 50 Ft.
- 25 Lbs.

C24PVC



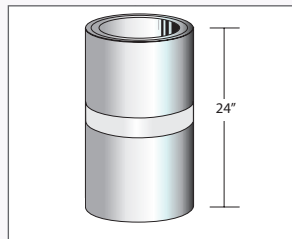
24" PVC TRIM COIL

004 Herringbone/GW
009 Warm Sand/GW
059 Savannah Wicker/GW
060 Clay/GW
878 White/GW

CARTON CONTENTS

- Width: 24"
- Length: 50 Ft.
- 28 Lbs.

C24TUFFTEX



24" TUFFTEX TRIM COIL

TT1288 White/GW
Polaris Brown/GW
Polaris Tan/GW

CARTON CONTENTS

- Width: 24"
- Length: 50 Ft.
- 27 Lbs.

STAINLESS STEEL COLOR FINISH NAILS CFN 114

- 102 Pearl Gray/805 Pewter
- 112 Tuxedo Gray/Slate/Carbon
- 124 Pella Tan
- 190 Brown
- 200 Black
- 202 Royal Brown/
223 Imperial Brown
- 204 Grecian Green/
214 Woodland Green
- 209 Scotch Red/
820 Cranberry
- 215 Barn Red/
Lighthouse Red
- 224 Woodstock Tan
- 238 Hickory/728 Sierra/Clay
- 250 Musket Brown
- 280 White/Aspen White
- 318 Silver Ash/Sandstone/
Mocha
- 325 Sandstone/
827 Champagne/Pearl
- 327 Desert Tan/
Warm Sandalwood
- 355 Light Maple/Saddle
- 360 Terratone/823 Sable/
Espresso/
Graphite/Canyon
- 422 RC Pebblestone Clay/
Rye/Pella
- 672 Spice
- 713 Wicker/334 Prairie Sand
- 791 Norwegian Wood
- 792 Heather/RC Clay
- 793 Sandcastle
- 801 Almond/901 Ivory
- 810 Shale/396 Oxford Blue
- 817 Cream/326 Heritage Cream
- 818 Bronze/795 Pella Brown/
Mocha
- 819 Herringbone/Bone
- 821 Ivy
- 822 Pacific Blue/Regatta
- 837 Granite Gray/Greystone
- 841 Buckskin
- 842 Cypress/Meadow

CARTON CONTENTS

- 1 1/4" Trim Nails
- 1 Lb. Per Box

1 3/4" TRIM NAILS CFN 134

280 White

CARTON CONTENTS

- 1 3/4" Trim Nails
- 1 Lb. Per Box



COLORED COIL STOCK

ALL OVER 280 WHITE UNLESS OTHERWISE NOTED

.019 Trim Coil 24" Coil	.019 Trim Coil 24" Coil (continued)	.019 Trim Coil 24" Coil (continued)	.024 Trim Coil 24" Coil
000 Mill Finish / Mill Finish	331/332 White / Forest Green	582 RMC Meadow	000 Mill Finish / Mill Finish
016 Spruce	355 Light Maple	672 Spice	102 Pearl Gray / GW
019 Hearthstone	360 Terratone	713 Wicker	112 Tuxedo Gray / GW
026 SC Summer Wheat	370 Stratford Blue	791 Norwegian Wood	200 Black / GW
052 SC Java	371 Wheat	792 Heather	202 Royal Brown / GW
079 SC Sea Grass	375 Olive	793 Sandcastle	204 Grecian Green / GW
080 SC Twilight	376 Honey Oak	801 Almond	214 Woodland Green / GW
085 SC Keystone	377 Canyon	805 Pewter	223 Imperial Brown / GW
097 SC Flagstone	379 Oceanside	810 Shale	238 Hickory / GW
102 Pearl Gray	380 Carbon	817 Cream / Heritage Cream	250 Musket Brown / GW
109/370 Polaris White / Beige	381 Indigo	818 Bronze	280 White / GW
112 Tuxedo Gray	383 Peppercorn	819 Herringbone	325 Sandstone Beige / GW
114/115 Polaris Tan / Brown	384 Metropolitan Gray	820 Cranberry	327 Desert Tan / GW
138 Bone	385 Nantucket	821 Ivy	355 Light Maple / GW
200 Black	386 Polaris	822 Pacific Blue	360 Terratone / GW
200/202 Black / Royal Brown	422 Pebblestone Clay	837 Granite Gray	422 Pebblestone Clay / GW
202 Royal Brown	423 RC Sage	841 Buckskin	713 Wicker / GW
204 Grecian Green	424 RC Sterling	842 Cypress	780 Coppertone / GW
212 Greystone	425 RC Victorian Gray	901 Ivory	791 Norwegian Wood / GW
214 Woodland Green	426 RC Vintage Cream	CW01 Colonial White / GW	792 Heather / GW
215 Autumn Red	427 RC Clay	P122 Pella White	793 Sandcastle / GW
220 Graphite	430 Redwood	P124 Pella Tan	801 Almond / GW
223 Imperial Brown	431 Natural Cedar	P126 Pella Poplar	805 Pewter / GW
227 Regatta Blue	432 Shamrock	P127 Pella Putty	817 Cream / GW
229 Slate	433 Ironstone	P795 Pella Brown / Mocha	818 Bronze / GW
230/190 Beige / Brown	435 Midnight Surf		819 Herringbone / GW
237 Espresso	436 Cocoa		820 Cranberry / GW
238 Hickory / Sierra Clay	437 Wedgewood		821 Ivy / GW
248 Sage	438 Charcoal Gray		822 Pacific Blue / GW
250 Musket Brown	439 Walnut		841 Buckskin / GW
255 Weathered Gray	440 Harvard Slate		901 Ivory / GW
280 White	441 Heritage Blue		CW01 Colonial White / GW
318 Silver Ash	517 RMC Warm Sandalwood		
325 Sandstone Beige / Champaign	522 RMC Sunny Maize		
327 Desert Tan	523 Snowmist		
329 RMC Charcoal Gray	547 RMC Slate Blue	GW - Gold Wash	

TRIM COIL CROSS REFERENCE

CERTAINTEED / WOLVERINE		VARIFORM	
Certainteed / Wolverine	Quality Compatible Color	Variform Colors	Quality Compatible Color
Autumn Red	215 Autumn Red	Antique Cinnabar	430 Redwood
Buckskin	841 Buckskin	Autumn Beige	793 Sandcastle
Charcoal Gray	329 Charcoal Gray	Bayou	097 Flagstone
Clay	060 PVC Clay	Briarwood	052 Java
Colonial White	CW01 Colonial White	Century Brownstone	327 Espresso
Cypress	842 Cypress	Classic Cream	817 Cream
Desert Tan	327 Desert Tan	Dover White	CW01 Colonial White
Flagstone	097 Flagstone	Flint	837 Granite Gray
Granite Gray	837 Granite Gray	Georgian Gray	424 Sterling
Hearthstone	019 Hearthstone	Hazelnut	376 Honey Oak
Heritage Cream	817 Cream / 326 Heritage Cream	Heritage Linen	138 Bone
Herringbone	004 PVC Herringbone	Island Pearl	138 Bone
Herringbone	819 Herringbone	Mediterranean Palm	375 Olive
Light Maple	355 Light Maple	Natural Almond	P127 Pella Putty
*Linen	517 Warm Sandalwood	Old Dublin	248 Sage
Natural Clay	238 Hickory / 336 Natural Clay	Rich Mocha	517 Warm Sandalwood
Oxford Blue	810 Shale / 396 Oxford Blue	Sandstone	355 Light Maple
Pacific Blue	822 Pacific Blue	Sandy Tan	P124 Pella Tan
Sandstone Beige	325 Sandstone Beige	Sedona Red	215 Autumn Red
Savannah Wicker	713 Wicker	Silver Mist	819 Herringbone
Silver Ash	318 Silver Ash	Stone Mountain Clay	522 Sunny Maize
Snow	280 White	Teak	377 Canyon
Spruce	018 Spruce	Thistle	248 Sage
Sterling Gray	805 Pewter / 397 Sterling	Twilight Shadow	255 Weathered Gray
*Terra Cotta	672 Spice	Urban Iron	380 Carbon
Warm Sand	009 PVC Warm Sand		
White	878 PVC White		
Wicker	059 PVC Savannah Wicker		
<i>* Colors listed are a very close match, may not be exact.</i>			
ROYAL		ROYAL	
Exterior Portfolio	Quality Compatible Color	Royal	Quality Compatible Color
Aspen White	280 White / PVC White	Bark	237 Espresso
Bone	819 Herringbone / PVC Herringbone	Blue Gray	810 Shale
Canyon	377 Canyon	Brownstone	238 Hickory
Carbon	380 Carbon	Charcoal Gray	438 Charcoal Gray
Clay	238 Hickory / PVC Clay	Cocoa	436 Cocoa
Country Beige	517 Warm Sandalwood / PVC Wicker	Cypress	582 Meadow
Cypress	582 Meadow	Flagstone	223 R. Sage
Driftwood	805 Pewter	Granite	220 Graphite
Espresso	237 Espresso	Harvard Slate	440 Harvard Slate
Graphite	220 Graphite	Heather	792 Heather
Greystone	212 Greystone	Heritage Blue	441 Heritage Blue
Harbor Blue	372 Harbor Blue	Hickory	318 Silver Ash
Hillside Green	378 Hillside Green	Ironstone	433 Ironstone
Honey Oak	376 Honey Oak	Linen	138 Bone
Indigo	381 Indigo	Marine Blue	381 Indigo
Ivory	817 Cream	Midnight Surf	435 Midnight Surf
Lighthouse Red	335 Barn Red	Natural Cedar	431 Natural Cedar
Metropolitan Gray	384 Metropolitan Gray	Pebble Clay	422 Pebblestone
Mocha	318 Silver Ash / PVC Warm Sand	Redwood	430 Redwood
Nantucket	385 Nantucket	Rockslide	384 Metropolitan Gray
Oceanside	379 Oceanside	Sable	841 Buckskin
Olive	375 Olive	Sand	517 Warm Sandalwood
Pearl	325 Sandstone Beige	Shamrock	432 Shamrock
Peppercorn	383 Peppercorn	Soft Maple	355 Light Maple
Polaris	386 Polaris	Sterling	424 R. Sterling
Regatta	227 Regatta	Storm	379 Oceanside
Rye	427 Clay	Toasted Almond	377 Canyon
Saddle	355 Light Maple	Tree Moss	378 Hillside Green
Slate	229 Slate	Urban Bronze	383 Peppercorn
Wheat	371 Wheat	Victorian Gray	425 R. Victorian Gray
		Vintage Cream	426 R. Vintage Cream
		Walnut	439 Walnut
		Wedgewood	437 Wedgewood
		Weathered Gray	255 Weathered Gray
		White	CW01 Colonial White
		Wicker	713 Wicker

GUTTER COIL



GUTTER COIL

GC027

CONTENTS

- .027 X 11.75"
- 3 Coils Per Skid
- Approximately 350 Lb. Rolls

6GC032

CONTENTS

- .032 X 15"
- 2 Coils Per Skid
- Approximately 350 Lb. Rolls

MINI GUTTER COIL

MGC150 CONTENTS

- .027 x 11.75" • 150 Ft. Coils
- 1 Coil Per Box
- Approximately 58 Lbs. Per Box
- 0.38 Lb./Ft. 2.65 Ft. Per Lb.

6MGC150 CONTENTS

- .032 x 15" • 150 Ft. Coils
- 1 Coil Per Box
- Approximately 83 Lb. Rolls
- 0.55 Lb./Ft. 1.8 Ft. Per Lb.

MGC100 CONTENTS

- .027 x 11.75" • 100 Ft. Coils
- 1 Coil Per Box
- Approximately 38 Lbs. Per Box
- 0.38 Lb./Ft. 2.65 Ft. Per Lb.

6MGC100 CONTENTS

- .032 x 15" • 100 Ft. Coils
- 1 Coil Per Box
- Approximately 58 Lb. Rolls
- 0.55 Lb./Ft. 1.8 Ft. Per Lb.

MGC50 CONTENTS

- .027 x 11.75" • 50 Ft. Coils
- 1 Coil Per Box
- Approximately 19 Lbs. Per Box
- 0.38 Lb./Ft. 2.65 Ft. Per Lb.

6MGC50 CONTENTS

- .032 x 15" • 50 Ft. Coils
- 1 Coil Per Box
- Approximately 30 Lb. Per Box
- 0.55 Lb./Ft. 1.8 Ft. Per Lb.



COLOR LEGEND

RAIN CARRYING COLOR LEGEND

	COLOR	.027 X 11.75	.032 X 11.75	PIPE / AE / BE	.032 X 15.00	6" PIPE / 6AE / 6BE	.032 X 11.875
Pearl Gray	102	Stock	N/A	Stock	Special	Stock	N/A
Tuxedo Gray	112	Stock	N/A	Stock	Stock	Stock	N/A
Low Gloss White	130	Stock	Stock	Stock	Stock	Stock	Stock
Bone	138	Stock	N/A	Stock	N/A	Stock	N/A
High Gloss White	180	Stock	Stock	Stock	Stock	Stock	N/A
Black	200	Stock	Stock	Stock	Stock	Stock	Special
Royal Brown	202	Stock	Stock	Stock	Stock	Stock	Special
Grecian Green	204	Stock	Stock	Stock	Stock	Stock	N/A
Scotch Red	209	Special	N/A	Special	N/A	Special	N/A
Woodland Green	214	Stock	N/A	Stock	N/A	Stock	N/A
Imperial Brown	223	Stock	N/A	Stock	N/A	Stock	N/A
Hickory Clay	238	Stock	Stock	Stock	Stock	Stock	Special
Musket Brown	250	Stock	Stock	Stock	Stock	Stock	Special
Dark Gray	301	Special	N/A	Special	Special	Special	N/A
Sandstone Beige	325	Stock	N/A	Stock	Stock	Stock	N/A
Desert Tan	327	Stock	Special	Stock	N/A	Stock	Special
Light Maple	355	Stock	N/A	Stock	N/A	Stock	N/A
Terratone	360	Stock	N/A	Stock	Stock	Stock	N/A
Pebblestone Clay	422	Stock	N/A	Stock	N/A	Stock	N/A
Wicker	713	Stock	Stock	Stock	Stock	Stock	Special
Coppertone	780	Stock	N/A	Stock	Special	Stock	N/A
Norwegian Wood	791	Stock	N/A	Stock	Special	Stock	N/A
Heather	792	Stock	N/A	Stock	N/A	Stock	N/A
Sandcastle	793	Stock	N/A	Stock	N/A	Stock	N/A
Mocha	795	N/A	Stock	Stock	Stock	Stock	N/A
Almond	801	Stock	N/A	Stock	N/A	Stock	N/A
Pewter	805	Stock	Stock	Stock	N/A	Stock	N/A
Cream	817	Stock	N/A	Stock	N/A	Stock	N/A
Bronze	818	Stock	N/A	Stock	Stock	Stock	N/A
Herringbone	819	Stock	N/A	Stock	Special	Stock	N/A
Cranberry	820	Stock	Stock	Stock	N/A	Stock	N/A
Ivy	821	Stock	N/A	Stock	N/A	Stock	N/A
Pacific Blue	822	Stock	N/A	Stock	N/A	Stock	N/A
Buckskin	841	Stock	N/A	Stock	N/A	Stock	N/A
Ivory	901	Stock	N/A	Stock	N/A	Stock	N/A
Copper	Contact Customer Service / Sales for details.						

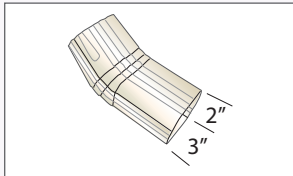
 Stock Item

 Special Item: Please allow 3-5 days.

 Not Available. 5000 Lb. minimum.

GUTTER ACCESSORIES

LNAE




LONGNOSE A ELBOW

30° Bend

130° Low Gloss
180° High Gloss
202 Royal Brown
238 Hickory
250 Musket Brown
713 Wicker

CARTON CONTENTS
• 30 Pieces Per Carton
• 7 Lbs.

CP



2" X 3" CONDUCTOR PIPE

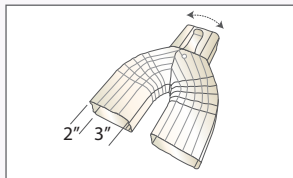
See pg. 32 for Color Legend

CARTON CONTENTS

• (10) 10 Ft. Pieces
• 100 Ft. Per Carton
• 25 Lbs.

• (10) 8 Ft. Pieces
• 80 Ft. Per Carton
• 20 Lbs.

2X3YD

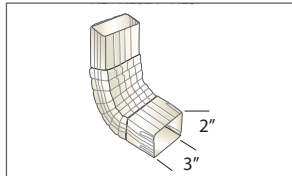


2" X 3" Y DIVERTERS

130° Low Gloss White
180° High Gloss White

CARTON CONTENTS
• 10 Pieces Per Carton • 6 Lbs.

AE



STYLE A ELBOW

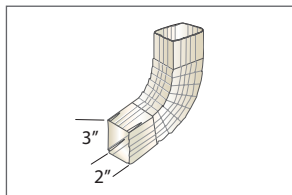
75° Bend

See pg. 32 for Color Legend

CARTON CONTENTS

• 30 Pieces Per Carton
• 7 Lbs.

BE



STYLE B ELBOW

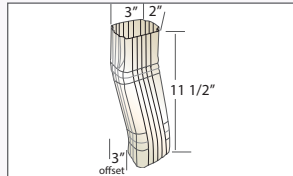
75° Bend

See pg. 32 for Color Legend

CARTON CONTENTS

• 30 Pieces Per Carton
• 7 Lbs.

AE OFFSET



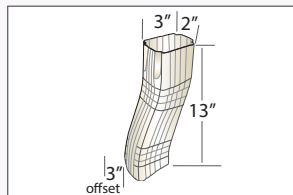
STYLE A OFFSET ELBOW

130° Low Gloss White
180° High Gloss White

CARTON CONTENTS

• 20 Pieces Per Carton
• 6 Lbs.

BE OFFSET



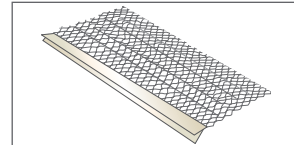
STYLE B OFFSET ELBOW

130° Low Gloss White
180° High Gloss White

CARTON CONTENTS

• 20 Pieces Per Carton
• 6 Lbs.

5LEAFDROP

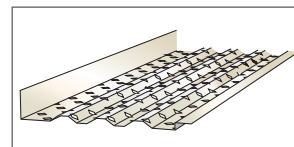


5" LEAF COVER

CARTON CONTENTS

• 50 Pieces • 4 Ft. Lengths
• 18 Lbs.

5GLD



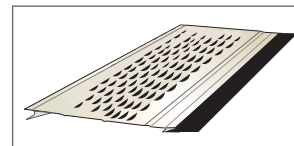
5" GUTTERLOCK DIAMOND

200 Black
280 White

CARTON CONTENTS

• 50 Pieces Per Carton • 6 Ft. Per Piece
• 300 Ft. Per Carton
• 58 Lbs. Per Carton

5CLS40



CLEAN SWEEP

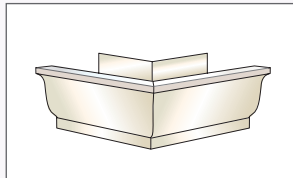
For 5" Gutter

Light Gray

CARTON CONTENTS

• 25 Pieces • 4 Ft. Lengths
• 100 Ft. Per Carton • 17 Lbs.

50TM



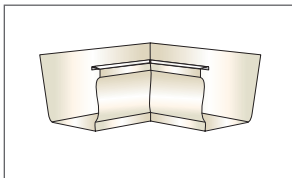
5" OUTSIDE MITRE

See pg. 32 for Color Legend

CARTON CONTENTS

• 20 Pieces Per Carton
• 7 Lbs.

5INM



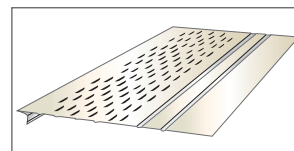
5" INSIDE MITRE

See pg. 32 for Color Legend

CARTON CONTENTS

• 20 Pieces Per Carton
• 7 Lbs.

RT-SLOCK



RAIN TRAP

For 5" and 6" Gutter

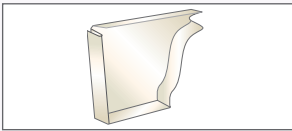
102 Pearl Gray
200 Black
202 Royal Brown
238 Clay
250 Musket Brown
280 White
360 Terratone
713 Wicker
801 Almond

CARTON CONTENTS

• 25 Pieces • 4 Ft. Lengths
• 100 Ft. Per Carton • 17 Lbs.

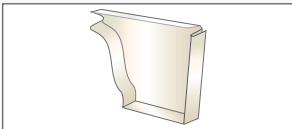
GUTTER ACCESSORIES

5ENL



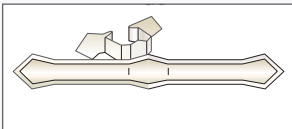
5" LEFT END CAP
See pg. 32 for Color Legend
CARTON CONTENTS
• 50 Pieces Per Carton
• 5 Lbs.

5ENR



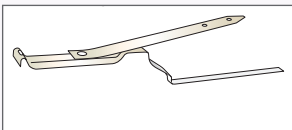
5" RIGHT END CAP
See pg. 32 for Color Legend
CARTON CONTENTS
• 50 Pieces Per Carton
• 5 Lbs.

CPB



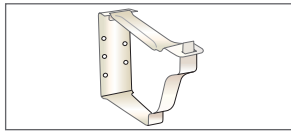
CONDUCTOR PIPE BAND
See pg. 32 for Color Legend
CARTON CONTENTS
• 100 Pieces Per Carton
• 5 Lbs.

5HWA



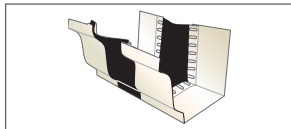
WRAP AROUND HANGER
130° Low Gloss White
180° High Gloss White
202 Royal Brown
CARTON CONTENTS
• 100 Pieces Per Carton
• 5 Lbs.

5FAB




FASCIA BRACKETS
130° Low Gloss White
180° High Gloss White
CARTON CONTENTS
• 100 Pieces Per Carton
• 12 Lbs.

5KREJ



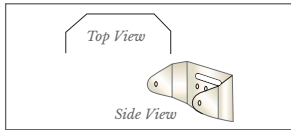
5" RUBBER EXPANSION JOINT
Mill Finish
CARTON CONTENTS
• 12 Pieces Per Carton
• 3 Lbs.

7SPKA



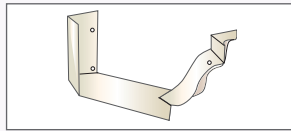
SPIKES
130 Low Gloss White
CARTON CONTENTS
• 500 Pieces Per Carton
• 16 Lbs.

PIPE CLIPS



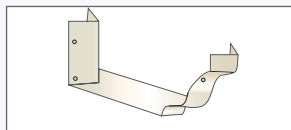
PIPE CLIPS
130° Low Gloss White
180° High Gloss White
202 Royal Brown
204 Grecian Green
238 Hickory
250 Musket Brown
325 Sandstone Beige
360 Terratone
713 Wicker
818 Bronze
820 Cranberry
CARTON CONTENTS
• 50 Pieces Per Carton
• 4 Lbs.

5ISM



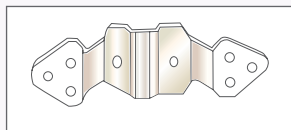
INSIDE STRIP MITRE
102 Pearl Gray
112 Tuxedo Gray
130° Low Gloss White
180° High Gloss White
200 Black
202 Royal Brown
204 Grecian Green
223 Imperial Brown
238 Hickory
250 Musket Brown
325 Sandstone Beige
327 Desert Tan
355 Light Maple
360 Terratone
713 Wicker
780 Coppertone
791 Norwegian Wood
793 Sandcastle
805 Pewter
817 Cream
818 Bronze
819 Herringbone
820 Cranberry
821 Ivy
822 Pacific Blue
841 Buckskin
901 Ivory
CARTON CONTENTS
• 20 Pieces Per Carton • 4 Lbs.

50SM



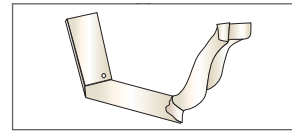
OUTSIDE STRIP MITRE
See above color list for 5ISM
CARTON CONTENTS
• 20 Pieces Per Carton • 4 Lbs.

CLEAT



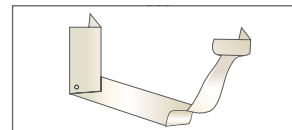
CLEAT
130 Low Gloss White
CARTON CONTENTS
• 100 Pieces Per Carton • 3 Lbs.

BIS



BAY INSIDE STRIP MITRE
130° Low Gloss White
180° High Gloss White
CARTON CONTENTS
• 20 Pieces Per Carton • 4 Lbs.

BOS



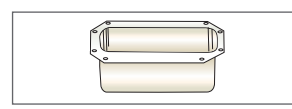
BAY OUTSIDE STRIP MITRE
130° Low Gloss White
180° High Gloss White
CARTON CONTENTS
• 20 Pieces Per Carton • 4 Lbs.

5FER



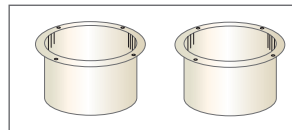
FERRULES
Mill Finish
CARTON CONTENTS
• 500 Pieces Per Carton • 25 Lbs.

OUT



OUTLET TUBE
2" X 3"
Mill Finish
CARTON CONTENTS
• 30 Pieces Per Carton • 3 Lbs.

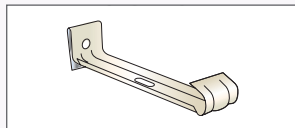
RDOUT RDOUT275



2.375 2.75
2 3/8" ROUND 2 3/4" ROUND
OUTLET TUBE OUTLET TUBE
Mill Finish Mill Finish
CARTON CONTENTS
• 250 Pieces • 15 Lbs.

GUTTER ACCESSORIES

5HDHNGER

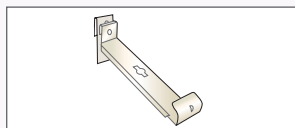


5" HIDDEN HANGERS

Mill Finish

CARTON CONTENTS
• 100 Pieces • 5 Lbs.

5MHOOK

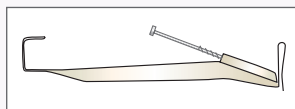


M SERIES HANGER

Mill Finish

CARTON CONTENTS
• 100 Pieces • 5 Lbs.

5HHSCREW

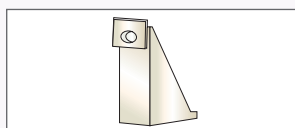


5" HIDDEN HANGER WITH SCREW

Mill Finish

CARTON CONTENTS
• 500 Pieces • 37 Lbs.

GW5WH

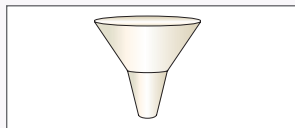


GUTTER WEDGE

White Only

CARTON CONTENTS
• 100 Pieces • 4 Lbs.

FUNW

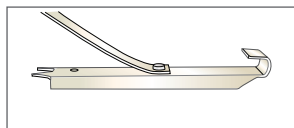


2" X 3" FUNNEL

130° Low Gloss

BOX CONTENTS
• 12 Pieces Per Carton
• 13 Lbs. Per Box

VAM5

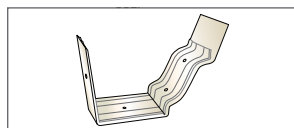


VAMPIRE HANGER

Mill Finish

CARTON CONTENTS
• 100 Pieces
• 8 Lbs.

5SLP



SLIP JOINT CONNECTOR

130° Low Gloss White
180° High Gloss White

CARTON CONTENTS
• 50 Pieces
• 7 Lbs.

PR

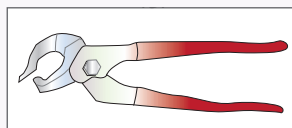


POP RIVET

102 Pearl Gray/805 Pewter
112 Tuxedo Gray
130 Low Gloss
138 Bone
200 Black
202 Royal Brown/
223 Imperial Brown
204 Grecian Green/
214 Woodland Green
209 Scotch Red
238 Hickory
250 Musket Brown
325/827 Sandstone Beige
327 Desert Tan
355 Light Maple
360 Terratone
422 Pebblestone Clay
713 Wicker
780 Coppertone
791 Norwegian Wood
792/318 Heather/Silver Ash
793 Sandcastle
801 Almond/817 Cream
818 Bronze
819 Herringbone
820 Cranberry
821 Ivy
822 Pacific Blue
841 Buckskin

BOX CONTENTS
• 100 Pieces Per Bag
• 10 Bags Per Box
• 3 Lbs. Per Box

TBT

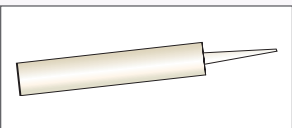


VAMPIRE TOOL

CARTON CONTENTS

• 1 Piece
• 1 Lb.

GM12000

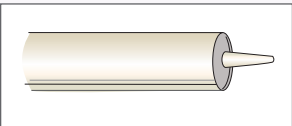


BOSS GUTTER SEAL

V.O.C. Compliant
Clear

CARTON CONTENTS
• 12 Pieces Per Carton
• (12) 10 oz. Cartridges
• 12 Lbs.

BOSS

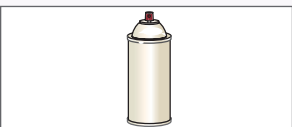


BOSS CAULKING COMPOUND

V.O.C. Compliant
Siding and Soffit Colors

CARTON CONTENTS
• 12 Pieces
• (12) 10 oz. Cartridges
• 12 Lbs. Per Box

TUPS

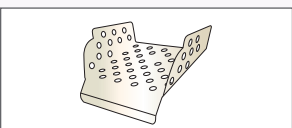


TOUGH UP SPRAY PAINT

Gutter Colors

BOX CONTENTS
• (12) 12 oz. Cans • 13 Lbs. Per Box

5STR

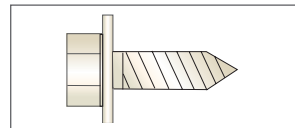


STRAINER

Mill Finish

BOX CONTENTS
• 30 Pieces Per Carton
• 5 Lbs. Per Box

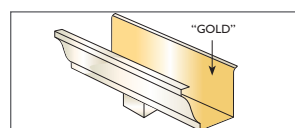
ZSCREWS



8 X 1/2" ZIP SCREWS

102 Pearl Gray/805 Pewter
112 Tuxedo Gray
138 Bone
200 Black
202 Royal Brown
204 Grecian Green/
214 Woodland Green
209 Scotch Red
223 Imperial Brown
238 Hickory
250 Musket Brown
280 White
355 Light Maple
360 Terratone
422 Pebblestone Clay
713 Wicker
780 Coppertone
801 Almond/817 Cream
818 Bronze
819 Herringbone
820 Cranberry
821 Ivy
841 Buckskin
CARTON CONTENTS
• 100 Pieces Per Bag

5ENS

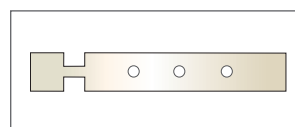


END SECTION WITH OUTLETS

130 Low Gloss
180 High Gloss

CARTON CONTENTS
• 30 Pieces • 12 Lbs. Per Box

5HHSTRAP




HIDDEN HANGER STRAPS

Mill Finish

BOX CONTENTS
• 100 Pieces • 2 Lbs.

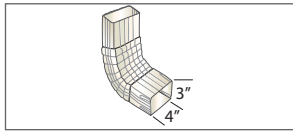
GUTTER ACCESSORIES

6CP



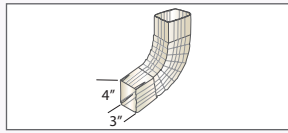
3" X 4" CONDUCTOR PIPE
See pg. 32 for Color Legend
CARTON CONTENTS
• (10) 10 Ft. Pieces
• 100 Ft. Per Carton • 30 Lbs.

6AE



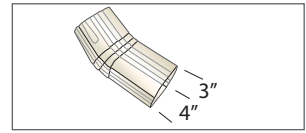
STYLE A ELBOW
75° Degree Bend
See pg. 32 for Color Legend
CARTON CONTENTS
• 15 Pieces Per Carton
• 6 Lbs.

6BE



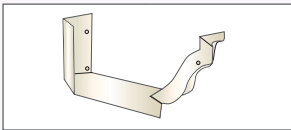
STYLE B ELBOW
75° Degree Bend
See pg. 32 for Color Legend
CARTON CONTENTS
• 15 Pieces Per Carton
• 6 Lbs.

6LNAE



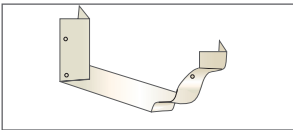
LONGNOSE A ELBOW
30° Bend
130° Low Gloss White
180° High Gloss White
202 Royal Brown
CARTON CONTENTS
• 24 Pieces Per Carton • 6 Lbs.

6ISM



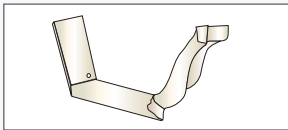
6" INSIDE STRIP MITRE
130° Low Gloss White
180° High Gloss White
202 Royal Brown
238 Hickory
250 Musket Brown
325 Sandstone Beige
360 Terratone
713 Wicker
791 Norwegian Wood
CARTON CONTENTS
• 20 Pieces Per Carton
• 4 Lbs.

6OSM



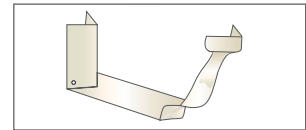
6" OUTSIDE STRIP MITRE
130° Low Gloss White
180° High Gloss White
202 Royal Brown
238 Hickory
250 Musket Brown
325 Sandstone Beige
360 Terratone
713 Wicker
791 Norwegian Wood
CARTON CONTENTS
• 20 Pieces Per Carton
• 4 Lbs.

6BIS



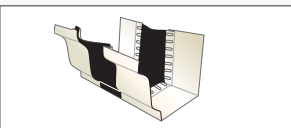
6" BAY INSIDE STRIP MITRE
130° Low Gloss White
CARTON CONTENTS
• 20 Pieces Per Carton
• 4 Lbs.

6BOS



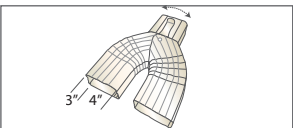
6" BAY OUTSIDE STRIP MITRE
130° Low Gloss White
CARTON CONTENTS
• 20 Pieces Per Carton
• 4 Lbs.

6KREJ



6" RUBBER EXPANSION JOINT
Mill Finish
CARTON CONTENTS
• 12 Pieces Per Carton
• 4 Lbs.

3X4YD

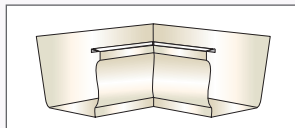


3" X 4" Y DIVERTERS
130° Low Gloss White
CARTON CONTENTS
• 10 Pieces Per Carton • 7 Lbs.



GUTTER ACCESSORIES

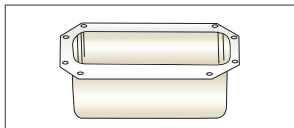
6INM



6" INSIDE MITRE
See pg. 32 for Color Legend

CARTON CONTENTS
• 20 Pieces Per Carton
• 12 Lbs.

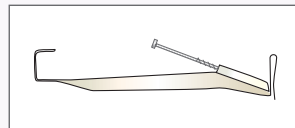
6OUT



3" X 4" OUTLET TUBE
Mill Finish

CARTON CONTENTS
• 50 Pieces Per Carton
• 5 Lbs.

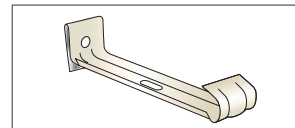
6HHSREW



6" HIDDEN HANGER WITH SCREWS
Mill Finish

CARTON CONTENTS
• 300 Pieces Per Carton
• 27 Lbs.

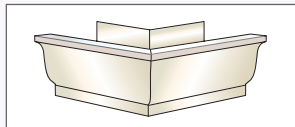
6HDHNGER



6" HIDDEN HANGER
Mill Finish

CARTON CONTENTS
• 100 Pieces Per Carton
• 25 Lbs.

60TM



6" OUTSIDE MITRE
See pg. 32 for Color Legend

CARTON CONTENTS
• 20 Pieces Per Carton
• 12 Lbs.

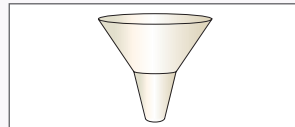
8SPKA



8" SPIKES
130° Low Gloss White

CARTON CONTENTS
• 500 Pieces Per Carton
• 17 Lbs.

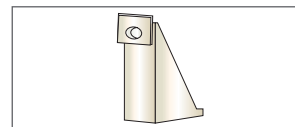
6FUNW130



3" X 4" FUNNEL
130° Low Gloss

CARTON CONTENTS
• 12 Pieces Per Carton
• 4 Lbs. Per Box

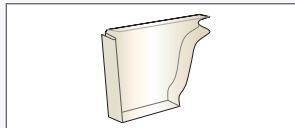
GW6WH



6" GUTTER WEDGE
White Only

CARTON CONTENTS
• 50 Pieces Per Carton
• 3 Lbs.

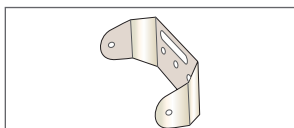
6ENL



6" LEFT END CAP
See pg. 32 for Color Legend

CARTON CONTENTS
• 50 Pieces Per Carton
• 5 Lbs.

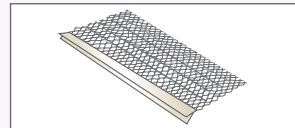
6PIPE CLIPS



6" PIPE CLIPS
130 Low Gloss
180 High Gloss
202 Royal Brown
238 Hickory
250 Musket Brown
325 Standstone Beige
360 Terratone
713 Wicker
818 Bronze
820 Cranberry

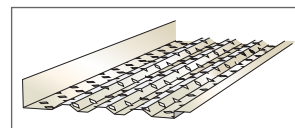
CARTON CONTENTS
• 50 Pieces Per Carton
• 4 Lbs.

6 LEAFDROP



6" LEAF COVER
CARTON CONTENTS
• 50 Pieces • 4 Ft. Lengths
• 18 Lbs.

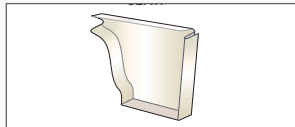
6GLD



6" GUTTERLOCK DIAMOND
200 Black
280 White

CARTON CONTENTS
• 50 Pieces Per Carton
• 6 Ft. Per Piece
• 300 Ft. Per Carton

6ENR

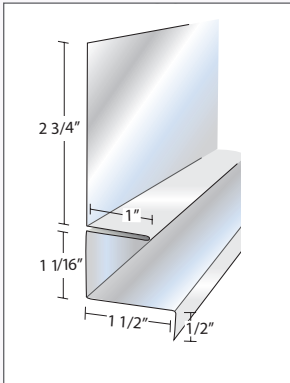


6" RIGHT END CAP
See pg. 32 for Color Legend

CARTON CONTENTS
• 50 Pieces Per Carton
• 5 Lbs.

DECK FLASHING

EFLEDGE1

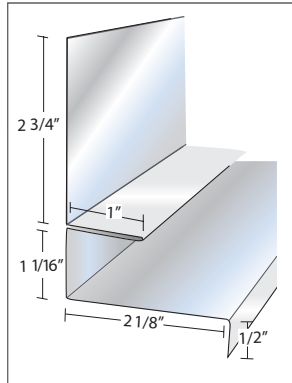


DECK LEDGER FLASHING

G185 Galvanized
SS Stainless Steel

CARTON CONTENTS
• 10 Pieces • 10 Ft. Lengths
• 40 Lbs.

EFLEDGE2

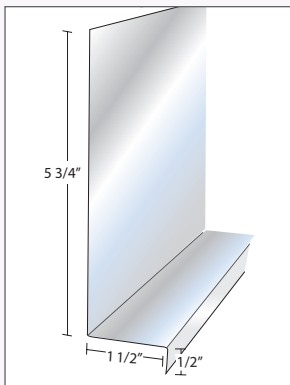


DECK LEDGER FLASHING

G185 Galvanized
SS Stainless Steel

CARTON CONTENTS
• 10 Pieces • 10 Ft. Lengths
• 45 Lbs.

LF775



DECK LEDGER FLASHING

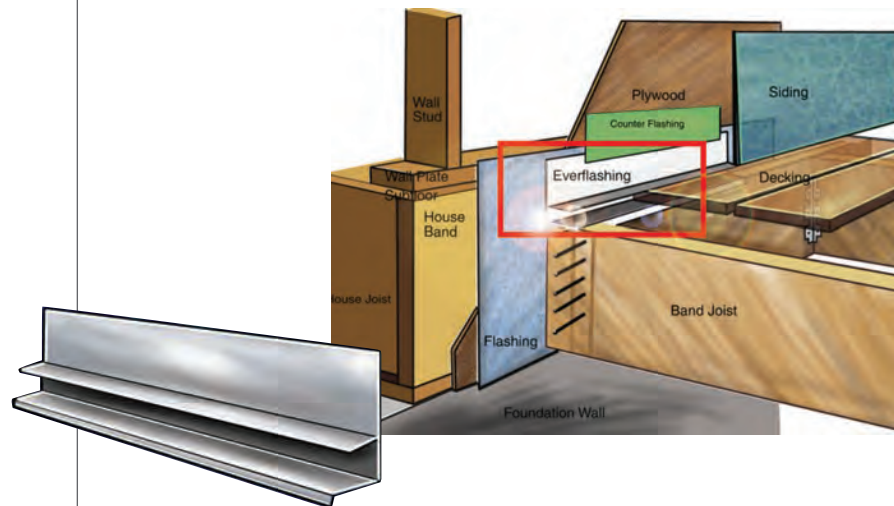
G185 Galvanized
SS Stainless Steel

CARTON CONTENTS
• 12 Pieces • 10 Ft. Lengths
• 20 Lbs.



- Failure of the house to ledger connections accounts for 90% of all deck failures.
- Most of those failures are due to lack of proper flashing.
- Water intrusion leads to dry rot, connector corrosion, mold and ultimately ledger failure.
- The joint between the deck and house should always be protected from water intrusion.
- Deck collapses are increasing at an average rate of 20% per year causing injuries or death.

EVERFLASHING IS THE LAST DECK FLASHING YOU WILL EVER NEED!



Everflashing was developed to greatly reduce the possibility of water intrusion. It has been ranked #34 in Building Products Magazine's "Top 100" decking products for 2010. When used as part of a complete deck flashing system, Everflashing's perimeter flashing is designed to allow decking products to expand and contract, while maintaining a clean, finished perimeter edge. Available in 1 1/2" or 2 1/8" profiles in G185 galvanized for use with treated lumber, or stainless steel for salt water applications.

Contact us for more information on Everflashing when you begin your next deck project.

CUSTOM BENDING

NEED HELP WITH A SPECIAL BENDING PROJECT?

Quality Aluminum Products can make complicated bending projects easy with our CNC Metal Folding System located at our Hastings facility.

It can handle aluminum or galvanized material in a variety of colors and gauges. Highly accurate and repeatable bends are achievable utilizing the system's automatic back gauging, clamping and bending in lengths up to 12'.

Contact us so we can quote that special project.



FREIGHT, RETURNS, SPECIFICATIONS, & WARRANTY

FREIGHT AND TRANSPORTATION POLICY

Please contact your account manager or outside sales representative for updated freight rates, shipping zones, or other shipping options. Minimum order requirements and freight charges are subject to change.

1. All merchandise will be shipped via Quality Aluminum whenever possible and will be shipped at our discretion.
2. The use of a Common Carrier service or Quality Aluminum will be at the discretion of the shipping department in accordance with sound shipping practices.
3. Orders are due 72 hours prior to the customer's load date to ensure proper shipping scheduling.
4. Freight charges for all shipments that do not meet the minimum requirements for a prepaid shipment will be added to the invoice as 'Freight Charges'.
5. A fuel surcharge may be added at our discretion if necessary.
6. Valid back order items (less than 90%) will be shipped prepaid on our truck with the customer's next order.

WARRANTY See www.QualityAluminum.com for details.

COATING SPECIFICATIONS

COATINGS:	Dura Coat XT-20 single coat. Baked on polyester, coated over prime coat.
GLOSS:	8 to 14 on 60 Degree Digital Gloss Meter. ASTM Test D523-80
FLEXIBILITY:	No removal of finish with 610 Scotch Tape on @T Blend. ASTM: D-4145-83 PVC: No removal of finish with 610 Scotch Tape on OT Blend. ASTM D 0-4145-83
PENCIL HARDNESS:	F-2H Eagle Turquoise - ASTM D-3363-92A PVC: 2B Eagle Turquoise - ASDM D-3363-92A
ADHESION:	Excellent. ASTM D 4146
IMPACT:	No visual cracking or finish release when subjected to impact in inch pounds equal to one and one half times the metal thickness. ASTM D2794-93.
HUMIDITY RESISTANCE:	No loss of gloss, cracking or peeling after 500 hours @ 100% relative humidity. ASTM D 2247-86A.
SALT SPRAY RESISTANCE:	No under-cutting of film from edges in excess of 1/16" or face blistering after 1,000 hours @ 5% neutral salt spray. ASTM B 117-85.
EXTERIOR EXPOSURE:	A. FADE: Max. 5 units after 10 years at 45° south Florida Exposure after removal of external deposits. ASTM D 2244-85.
B. CHALK:	Max. 6 units rating on all colors with the exception of white within 10 years at 45° south Florida Exposure. ASTM D 659-86.
DRY FILM THICKNESS:	.7 -.85 mils PVC 3.5-3.8 mils.
SOLVENT RESISTANCE:	100+ Double MEK rubs.


RETURN POLICY

Return policy subject to change. Emails will be sent to all customers with an applicable email address on file if a change should occur.

1. No returns will be accepted until a 'Return Material Authorization' (RMA) form has been processed and approved through the Sales/Service office.
2. All authorized returns will be subject to a 20% restocking fee and return freight charges where applicable.
3. Special orders, broken cartons, gutter coil spin downs, or damaged materials are not returnable for credit.
4. Credits will not be issued for materials purchased after 30 days from delivery date unless otherwise noted on the delivery paperwork.
5. In order to process your credit, it is necessary to provide your invoice number, sales order number, or purchase order number. Providing the delivery date is also helpful, but not necessary.
6. See www.QualityAluminum.com for terms and conditions.

SPECIAL ORDERS/CUSTOMER ORDERS

Upcharges will apply.

	
PRODUCT	AVERAGE NFA (in ²) PER LINEAL FOOT
LVP10	9.6
LVP12	11.4
CVPT4	5.0
LVPT4	23.2
CVQ4	15.1
LVQ4	25.0

All vented Soffit is tested by TEES-ESL per the HVI 916, air flow test procedure for Net Free Area (NEA). Test results are certified by the Home Ventilating Institute (HVI).

MATERIALS

All aluminum products are made of 3105 or equivalent aluminum alloy and H-16 or equivalent hardness.

THICKNESS:

- .009" Nominal-Economy RF
- .012" Nominal-Standard RF
- .014" Builder's Soffit-Builder's Drip Edge
- .019" Nominal-Siding, Soffit, Trim Coil & Accessories/Standard Drip Edge
- .024" Nominal-Siding, Fascia and Trim Coil
- .027" Nominal-Gutter Coil
- .032" Nominal-Commercial Gutter Coil

(All values for aluminum thickness are nominal values and have a variance of +/- .002)



Quality Aluminum Products

14544 Telegraph Rd.
Flat Rock, MI 48134

734.783.0990
800.368.2141
734.783.1593 (Fax)

429 S. Michigan Ave.
Hastings, MI 49058

269.945.0376
800.550.1667
269.945.0342 (Fax)

info@qualityaluminum.com
qualityaluminum.com



Discover a whole new
SIDE OF HOME.

 **JamesHardie™**
Siding | Trim

Build confidently
BY DESIGN.





Installed on over 8 million homes* from coast to coast, James Hardie® fiber cement siding products are designed to resist the most extreme conditions while delivering long term beauty and lower maintenance. Enjoy the warm, natural look of wood with unprecedented peace of mind. It's easy to see what makes James Hardie the market leader.

UNIQUE FORMULATION

We use the highest quality raw materials and proprietary additives for enhanced strength and moisture protection.

FINISHING TECHNOLOGY

Baked-on color delivers a beautiful finish that resists fading and makes a lasting impression.

COMPLETE EXTERIOR

Offers homeowners an unrivaled collection of design options with exceptional warranties through a single, trusted manufacturer.

*Estimate based on total James Hardie siding sales through 2016 and average housing unit size.

CONTENTS

4	HardieZone® System
6	Unique Formulation
8	Finishing Technology
10	James Hardie Complete Exterior™
12	HardiePlank® Lap Siding
14	HardiePanel® Vertical Siding
16	HardieShingle® Siding
18	HardieTrim® Boards
20	HardieSoffit® Panels
22	Statement Collection™ Products
24	Color Inspiration
26	HardieWrap® Weather Barrier
27	Finishing Touches
28	The James Hardie Difference
30	Warranty and Endorsements

HardieZone® System

Only James Hardie® fiber cement products are Engineered for Climate®. In the northern U.S. and Canada, HZ5® products resist shrinking, swelling and cracking even after years of wet or freezing conditions. HZ10® products help protect homes from hot, humid conditions, blistering sun and more.

With James Hardie® siding and trim, homeowners have an exterior that's tougher than the elements and easy on the eyes.

NO MATTER WHAT NATURE BRINGS





HardieTrim®
Boards
Timber Bark

HardiePlank®
Lap Siding
Khaki Brown

TOUGHER THAN THE ELEMENTS



Stands up to storms and harsh weather



Water resistant to protect against swelling, warping and cracking



Won't be eaten by animals or insects



Fire resistant



Helps reduce time and money spent on maintenance

Resist the elements
WITH IRRESISTIBLE BEAUTY.

Unique Formulation

HZ5® Substrate


Not all fiber cement is the same. The James Hardie HZ5 product formulation contains the highest quality raw materials. Proprietary additives, combined with an innovative manufacturing process and product design, create a substrate specifically engineered to reduce moisture and resist damage from wet or freezing conditions.

PROPRIETARY ENHANCEMENTS CREATE DURABLE JAMES HARDIE® SIDING



Perfect balance of strength and workability

Our balance of high-quality Portland cement, sand and cellulose fiber delivers the best combination of strength and workability.



Enhanced moisture resistance for unmatched durability

Patented and proprietary additives are chemically bonded within the HZ5® substrate matrix to provide durable moisture resistance.

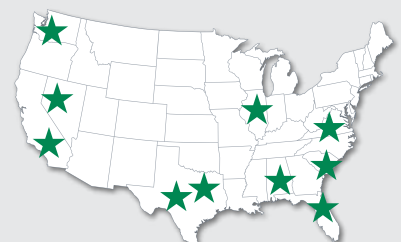


Increased dimensional stability

Our siding is engineered at the microscopic level to create a fiber cement composite with superior dimensional stability that helps protect against shrinking and splitting.



MADE IN THE
USA



Integrity is ingrained
IN EVERYTHING WE DO.

HardiePlank®
Lap Siding
Evening Blue



HZ5®

The advanced design of HZ5® lap siding improves drainage from top to bottom.

In addition to the enhanced moisture resistance of our product formulation, HardiePlank® HZ5® lap siding features a modified profile with a sloped top and bullnose drip edge for improved drainage over the entire outer face of the board.



Sloped Top

Positive slope at top drains moisture to outer face of lap



Profiled Drip Edge

Bottom bullnose drip edge allows moisture to drain away from lap

Finishing Technology

Primer

A quality primer is the first step to ensuring that the paint color you select beautifully expresses a home's true character now – and for years to come. Our distinctive primer is climate-tested and engineered to enhance the performance of paint on James Hardie® fiber cement siding products. It helps to provide consistent, long-lasting paint adhesion, even in the most demanding conditions.

ColorPlus® Technology

Our advanced ColorPlus® Technology finishes deliver the ultimate in aesthetics and performance. Our products aren't simply painted at the factory. Our proprietary coatings are baked onto the board, creating a vibrant, consistent finish that performs better, lasts longer and looks brighter on your homes.



Exceptional finish adhesion

Our proprietary coating is engineered for exceptional adhesion to our substrate and applied to the surface, edges and features for durable performance.



Superior color retention

Finish is cured onto boards for a stronger bond, which allows for exceptional resistance to cracking, peeling and chipping.



Superior UV resistance

ColorPlus® Technology finishes retain vibrancy longer when compared to vinyl siding and typical field paints on other siding products.



ColorPlus®
Technology



HardieShingle®
Straight Edge
Cobble Stone

HardieTrim®
Boards
Arctic White

HardiePlank®
Lap Siding
Cobble Stone

Lasting beauty **BEGINS WITH THE FINISH.**

Our finishes help eliminate stress and reduce costly weather delays when it's too cold or damp to paint for extended periods. Now there's no reason to question whether or not sub-optimal painting conditions will negatively affect your paint job. In fact, there's no longer any need to paint on-site during installation.

ColorPlus® Technology finishes are fully cured in a controlled environment and arrive on your job site ready for year-round installation.





ColorPlus®
Technology
Pearl Gray

ColorPlus®
Technology
Iron Gray

For complete confidence wrap your
ENTIRE EXTERIOR WITH JAMES HARDIE.



James Hardie Complete Exterior™

Top to bottom, our exterior product line is defined by excellent performance, aesthetics and design options.

Provide protection from the elements, showcase a homeowner's individual style and install peace of mind with exceptional warranties through a single, trusted manufacturer.



HardieShingle®
Siding




HardiePanel® Vertical
Siding & HardieTrim®
Batten Boards



HardiePlank®
Lap Siding



HardieTrim®
Boards



HardieSoffit®
Panels

HardiePlank®

Sleek and strong, HardiePlank® lap siding is not just our best-selling product – it's the most popular brand of siding in America.

With a full spectrum of colors and textures, homeowners can enjoy protection from the elements and the versatility to make their dream home a reality. From Victorians to Colonials, HardiePlank lap siding sets the standard in exterior cladding.

HardieTrim®
Boards
Arctic White

HardiePlank®
Lap Siding
Select Cedarmill®
Khaki Brown

A classic look for
THE HOME OF THEIR DREAMS.

HardiePlank®

Thickness 5/16 in
Length 12 ft planks

SELECT CEDARMILL® & SMOOTH

Width	5.25 in	6.25 in	7.25 in	8.25 in	9.25 in*
Exposure	4 in	5 in	6 in	7 in	8 in
Prime Pcs/Pallet	360	308	252	230	190
ColorPlus Pcs/Pallet	324	280	252	210	—
Pcs/Sq	25.0	20.0	16.7	14.3	12.5

SELECT CEDARMILL®



SELECT CEDARMILL®

Width	5.25 in	6.25 in	7.25 in	8.25 in	9.25 in*
STATEMENT COLLECTION™			✓	✓	
DREAM COLLECTION™	✓	✓	✓	✓	
PRIME	✓	✓	✓	✓	✓

SMOOTH



SMOOTH

Width	5.25 in	6.25 in	7.25 in	8.25 in	9.25 in*
STATEMENT COLLECTION™					
DREAM COLLECTION™	✓	✓	✓	✓	
PRIME	✓	✓	✓	✓	✓

BEADED CEDARMILL®




BEADED CEDARMILL® & BEADED SMOOTH

Width	8.25 in
Exposure	7 in
Prime Pcs/Pallet	240
ColorPlus Pcs/Pallet	210
Pcs/Sq	14.3

STATEMENT COLLECTION™	—
DREAM COLLECTION™	✓
PRIME	✓

BEADED SMOOTH



*9.25 in widths do not feature the drip edge

HardiePanel®

HardiePanel® vertical siding delivers style and substance. When combined with HardieTrim® boards, it achieves the rustic board-and-batten look that defines cottage charm. The covered seams contribute to a well-insulated home.

Its crisp, clean lines make HardiePanel vertical siding a smart choice for strong, contemporary designs.



HardiePanel®
Vertical Siding
Evening Blue

HardieTrim®
Batten Boards
Evening Blue

True to your needs of
PERFORMANCE AND BEAUTY.

HardiePanel®

Thickness 5/16 in

SELECT CEDARMILL®, SMOOTH, STUCCO & SIERRA 8

	Size 4 ft x 8 ft	4 ft x 9 ft	4 ft x 10 ft
Prime Pcs/Pallet	50	50	50
ColorPlus Pcs/Pallet	50	–	50
Pcs/Sq	3.2	2.8	2.5

SELECT CEDARMILL®



	Size 4 ft x 8 ft	4 ft x 9 ft	4 ft x 10 ft
STATEMENT COLLECTION™			✓
DREAM COLLECTION™	✓		✓
PRIME	✓	✓	✓

SMOOTH



	Size 4 ft x 8 ft	4 ft x 9 ft	4 ft x 10 ft
STATEMENT COLLECTION™			✓
DREAM COLLECTION™	✓		✓
PRIME	✓	✓	✓

STUCCO



	Size 4 ft x 8 ft	4 ft x 9 ft	4 ft x 10 ft
STATEMENT COLLECTION™			
DREAM COLLECTION™	✓		✓
PRIME	✓	✓	✓

SIERRA 8



	Size 4 ft x 8 ft	4 ft x 9 ft	4 ft x 10 ft
STATEMENT COLLECTION™			
DREAM COLLECTION™			
PRIME	✓	✓	✓

HardieShingle®

Restore the look of a grand Cape Cod or add distinction to a handsome bungalow. HardieShingle® siding embodies the enchanting look of cedar shingles with lower maintenance.

Better than the real thing, HardieShingle siding resists rotting, curling, warping and splitting.



HardieTrim®
Boards
Arctic White

HardieShingle®
Straight
Edge Panel
Pearl Gray

Achieve the handcrafted
LOOK OF CEDAR.

HardieShingle®

Thickness 1/4 in



STAGGERED EDGE PANEL

Length	48 in
Height	15.25 in
Exposure	6 in
Prime Pcs/Pallet	100
ColorPlus Pcs/Pallet	100
Sq/Pallet	2
Pcs/Sq	50.0

STATEMENT COLLECTION™

DREAM COLLECTION™

PRIME



STRAIGHT EDGE PANEL

Length	48 in
Height	15.25 in
Exposure	7 in
Prime Pcs/Pallet	86
ColorPlus Pcs/Pallet	86
Sq/Pallet	2
Pcs/Sq	43.0

STATEMENT COLLECTION™

DREAM COLLECTION™

PRIME



HALF ROUNDS*

Length	48 in
Height	15.25 in
Exposure	7 in
Prime Pcs/Pallet	86
Sq/Pallet	2
Pcs/Sq	43.0

STATEMENT COLLECTION™

DREAM COLLECTION™

PRIME

*Available in Detroit District only

HardieTrim®

Form meets function at every angle with HardieTrim® boards. With an authentic look, HardieTrim boards provide design flexibility for columns, friezes, doors, windows and other accent areas.

Better than wood, it will complement your long-lasting, lower maintenance James Hardie® siding – adding punctuation to your design statement.

HardieTrim®
Boards
Khaki Brown

HardiePlank®
Lap Siding
Navajo Beige


The performance you require.

THE DISTINCTIVENESS YOU DESIRE.


HardieTrim®

Length 12 ft boards

ROUGHSAWN



SMOOTH



4/4 ROUGHSAWN

Thickness	.75 in				
Width	3.5 in	5.5 in	7.25 in	9.25 in	11.25 in
Prime Pcs/Pallet	312	208	156	104	104
ColorPlus Pcs/Pallet	312	208	156	104	104
STATEMENT COLLECTION™	AW	AW	✓	AW	AW
DREAM COLLECTION™	✓	✓	✓	✓	✓
PRIME	✓	✓	✓	✓	✓

4/4 SMOOTH

Thickness	.75 in				
Width	3.5 in	5.5 in	7.25 in	9.25 in	11.25 in
Prime Pcs/Pallet	312	208	156	104	104
ColorPlus Pcs/Pallet	312	208	156	104	104
STATEMENT COLLECTION™	AW	✓	✓	AW	AW
DREAM COLLECTION™	✓	✓	✓	✓	✓
PRIME	✓	✓	✓	✓	✓

5/4 ROUGHSAWN

Thickness	1 in					
Width	3.5 in	4.5 in	5.5 in	7.25 in	9.25 in	11.25 in
Prime Pcs/Pallet	240	200	160	120	80	80
ColorPlus Pcs/Pallet	240	200	160	120	80	80
STATEMENT COLLECTION™	✓		✓	✓	AW	AW
DREAM COLLECTION™	✓	✓	✓	✓	✓	✓
PRIME	✓	✓	✓	✓	✓	✓


5/4 SMOOTH

Thickness	1 in					
Width	3.5 in	4.5 in	5.5 in	7.25 in	9.25 in	11.25 in
Prime Pcs/Pallet	240	200	160	120	80	80
ColorPlus Pcs/Pallet	240	200	160	120	80	80
STATEMENT COLLECTION™	✓		✓	✓	AW	✓
DREAM COLLECTION™	✓	✓	✓	✓	✓	✓
PRIME	✓	✓	✓	✓	✓	✓

AW - Arctic White only. Not available in the standard trim product Statement Collection™ color offering.

BATTEN BOARDS

SMOOTH



RUSTIC GRAIN®



SMOOTH & RUSTIC GRAIN®

Thickness	.75 in	STATEMENT COLLECTION™	✓
Width	2.5 in	DREAM COLLECTION™	✓
Prime Pcs/Pallet	190	PRIME	✓
ColorPlus Pcs/Pallet	437		

HardieSoffit®

A home is only as strong as its weakest point. HardieSoffit® panels reinforce your work by protecting the vulnerable gap between eaves and exterior walls.

Available in vented, non-vented and a range of pre-cut sizes, these panels complete your design and help protect it from moisture and pests.

VENTILATION BENEFITS

Using vented soffit improves ventilation in the attic space and reduces the chance of water vapor condensation that can lead to issues such as mold and mildew growth, stained ceilings and damage to the framing of the house.

In warm climates, HardieSoffit panels allow hot, humid air to escape, which not only helps prevent condensation in the attic, but can also help reduce air conditioning costs.

In cool climates, HardieSoffit panels help prevent condensation from forming on the interior side of the roof sheathing and reduce the chances of roof-damaging ice dams.



HardieSoffit®
Panels
Dream Collection™
product

For complete confidence
EVERY DETAIL MATTERS.

HardieSoffit®

Thickness 1/4 in

VENTED SMOOTH & SELECT CEDARMILL®

Length	12 ft	12 ft	8 ft
Width	12 in	16 in	24 in
Prime Pcs/Pallet	200	150	100
ColorPlus Pcs/Pallet	216	156	108

VENTED SMOOTH



Size	12 ft x 12 in	12 ft x 16 in	8 ft x 24 in
------	---------------	---------------	--------------


STATEMENT COLLECTION™

DREAM COLLECTION™

PRIME

✓	✓	✓
✓	✓	✓

VENTED SELECT CEDARMILL®



Size	12 ft x 12 in	12 ft x 16 in	8 ft x 24 in
------	---------------	---------------	--------------

STATEMENT COLLECTION™

DREAM COLLECTION™


PRIME

✓		
✓	✓	✓
✓	✓	✓

NON-VENTED SMOOTH & SELECT CEDARMILL®

Length	12 ft	12 ft	8 ft	8 ft
Width	12 in	16 in	24 in	48 in
Prime Pcs/Pallet	200	150	100	50
ColorPlus Pcs/Pallet	200	150	100	–

NON-VENTED SMOOTH



Size	12 ft x 12 in	12 ft x 16 in	8 ft x 24 in	8 ft x 48 in
------	---------------	---------------	--------------	--------------

STATEMENT COLLECTION™

DREAM COLLECTION™

PRIME

✓	✓	✓	
✓	✓	✓	✓

NON-VENTED SELECT CEDARMILL®



Size	12 ft x 12 in	12 ft x 16 in	8 ft x 24 in	8 ft x 48 in
------	---------------	---------------	--------------	--------------

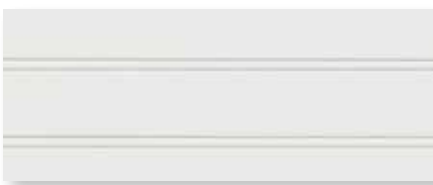
STATEMENT COLLECTION™

DREAM COLLECTION™

PRIME

✓			
✓	✓	✓	
✓	✓	✓	✓

BEADED PORCH PANEL



Thickness	1/4 in
Length	8 ft
Width	48 in
Prime Pcs/Pallet	50
ColorPlus Pcs/Pallet	50

BEADED PORCH PANEL

STATEMENT COLLECTION™

DREAM COLLECTION™

PRIME

✓
✓

STATEMENT COLLECTION™


Make your next home stand out with our Statement Collection™ products. Carefully curated by our design experts specifically for your market, the collection brings together the most popular James Hardie ColorPlus® siding and trim styles, textures, and colors. This stunning selection is locally stocked and designed for simplicity - making it easier than ever to get a beautiful, long-lasting home exterior.

ColorPlus® Technology


Plank, Panel, Shingle and Batten Color Offering



Trim Color Offering



Soffit Color Offering



Colors shown are as accurate as printing methods will permit. Please see actual product sample for true color.


HardiePlank®



SELECT CEDARMILL®

Width 7.25 in 8.25 in
Exposure 6 in 7 in

HardiePanel®



SELECT CEDARMILL® & SMOOTH

Size 4 ft x 10 ft

HardieShingle®



STRAIGHT EDGE PANEL


Height 15.25 in
Exposure 7 in



STAGGERED EDGE PANEL

Height 15.25 in
Exposure 6 in

HardieSoffit®



VENTED SELECT CEDARMILL®

Size 12 ft x 12 in



NON-VENTED SELECT CEDARMILL®

Size 12 ft x 12 in


HardieTrim®

4/4 SMOOTH



Thickness .75 in
Length 12 ft boards
Width 5.5 in 7.25 in
Widths in Arctic White only
3.5 in 9.25 in 11.25 in

4/4 ROUGHSAWN




.75 in
12 ft boards
7.25 in
Widths in Arctic White only
3.5 in 5.5 in 9.25 in 11.25 in

5/4 SMOOTH




1 in
12 ft boards
3.5 in 5.5 in 7.25 in 11.25 in
Widths in Arctic White only
9.25 in

5/4 ROUGHSAWN



1 in
12 ft boards
3.5 in 5.5 in 7.25 in
Widths in Arctic White only
9.25 in 11.25 in

BATTEN BOARDS



4/4 SMOOTH & RUSTIC GRAIN®

.75 in
12 ft boards
2.5 in



Selecting a color? Request a product sample at jameshardiepros.com/samples

Get Inspired

CRISP & CLEAN

LIGHT COLORS

Whites and soft pastels are pure, clean, new and bright. Combine with other hues to add interest, personality and contrast. Works well on houses with Colonial Inspiration. A pastel A-frame cottage can look sweet and charming.



Arctic White



Navajo Beige



Cobble Stone



SUBTLE & SOPHISTICATED

NEUTRAL COLORS

Neutral rules the suburbs. These shades are safe, but also sophisticated. When accessorized with black or a darker color, a neutral can look fashionably stylish. Play with textures and use different tones for trim.



Iron Gray



Evening Blue



Night Gray



A BOLD CHOICE

DARK COLORS

Dark grays, blues and greens can feel both intellectual and modern. When used with white trim, they create drama. Works well in old neighborhoods, or urban environments, where there is a mix of old and new.

DREAM COLLECTION™

Looking to further express your sense of style? Look to our Dream Collection™ products.

- Featuring a color palette of over 700 ColorPlus® Technology finishes
- Made to order in a wide array of James Hardie® siding and trim styles
- Matches elevated design flexibility with the uncompromising performance of our fiber cement products

To see what's possible and order Dream Collection product samples visit jameshardiepros.com/dream



Khaki Brown



Monterey Taupe



Timber Bark



HardieWrap®

No exterior cladding can prevent 100% of water intrusion. Your homes should have an additional line of defense. HardieWrap® weather barrier provides a superior balance of water resistance and breathability, keeping the area within the wall drier. This helps prevent moisture accumulation that may lead to mold and mildew growth.

INSTALLATION ADVANTAGES

- Thicker, more durable material for easier, quicker installation
- Superior tear resistance helps prevent water infiltration
- Can be installed with staples in place of cap nails for cost savings
- Provides a higher level of performance, no matter what type of cladding you specify



We've got performance covered
FROM THE INSIDE OUT.



HardieWrap®
Weather Barrier

HardieWrap®
Pro-Flashing

HardieWrap®
Flex Flashing

HardieWrap®
Seam Tape

WEATHER BARRIER

Thickness	11 mil			
Length	100 ft	100 ft	150 ft	150 ft
Width	3 ft	9 ft	9 ft	10 ft

PRO-FLASHING

Thickness	20 mil		
Length	75 ft	75 ft	75 ft
Width	4 in	6 in	9 in

FLEX FLASHING

Thickness	60 mil	
Length	75 ft	75 ft
Width	6 in	9 in

SEAM TAPE

Thickness	3.2 mil
Length	164 ft
Width	1-7/8 in



To learn more about our weather barrier's advantages, visit jameshardiepros.com

Install Done Right

Installation Accessories

HARDIEBLADE® SAW BLADES

Manufactured by Diablo, the HardieBlade® saw blade is designed specifically to cut fiber cement products, and is the only saw blade James Hardie recommends. The blade creates clean, precise cuts while helping to reduce the amount of airborne dust produced. Specially designed to outlast other fiber cement saw blades by 3X, outlasting carbide blades by 60X.



PACTOOL® GECKO GAUGE

The PacTool® Gecko Gauge is designed to improve the installation experience, allowing one person to hang HardiePlank® lap siding during installation. Studies suggest the Gecko Gauge can improve the speed of solo installation by 30%.



Finishing Touches

ColorPlus® Technology Accessories

TOUCH-UP KITS

Specially formulated to match ColorPlus Technology finishes, our touch-up kits offer resistance to aging, color change and chalking. Estimated one kit per 4000 sq ft of siding or 1600 sq ft of trim.



COLOR MATCHED CAULK

OSI® QUAD® MAX sealant offers a high performance sealant solution to color match Statement Collection™ products.* About 18-20 linear feet per tube. Refer to packaging for manufacturer's recommendations.

**For matching Dream Collection products, contact your local James Hardie representative.*

Trim Accessories

FLAT TABS

Eliminate face nails and improve the aesthetic of trim applications around windows, doors and band boards.

CORNER TABS

Use corner tabs to eliminate face nail holes that would detract from the finished look of corner trim installations.



Find useful job-site tips in our industry-leading Best Practices Guide. For the latest installation instructions, visit jameshardiepros.com



HardiePlank®
Select Cedarmill®
Timber Bark

HardieTrim®
Boards
Arctic White

As unforgettable
AS IT IS UNCOMPROMISING.



See the James Hardie Difference



James Hardie invented fiber cement. Over 8 million homes* later, we continue to set the standard in premium, high-performance exterior cladding. Our products deliver uncompromising durability and finish quality for a beautiful, lower maintenance exterior.

Our unrivaled investment in R&D and constant innovations in product design, manufacturing and distribution allow us to remain steps ahead of the competition. With the support of our employees, partners and exceptional warranties, we're committed to protecting your customers' homes while helping your business grow.

*Estimate based on total James Hardie siding sales through 2016 and average housing unit size.

Warranty – for peace of mind

Protect your homes with North America's #1 brand of siding backed by exceptional warranties. Unlike other brands, James Hardie doesn't prorate our siding and trim warranty coverage. We stand behind our siding 100% for 30 years and trim for 15 years.

ColorPlus® Technology finishes come with a 15-year limited warranty.

James Hardie Non-Prorated Siding Substrate Warranty Coverage



Endorsements – a reputation built on trust

For decades, our fiber cement products have been used to create better places to live. Each new home stands as a testament to our uncompromising quality. That proven track record has earned the loyalty of millions of homeowners and the endorsements of trusted authorities across the building industry.



Listed as top building materials & products by **Professional Builder 2018**



Chosen by builders as a **Brand Leader** in **Builder magazine** for over 20 years



James Hardie® siding & trim products have earned the **Good Housekeeping Seal**



HardieTrim®
Boards
Arctic White

HardieShingle®
Straight Edge
Pearl Gray

Make every home
STAND UP AND STAND OUT.



HardiePanel®
Vertical Siding
Iron Gray

HardieTrim®
Batten Boards
Iron Gray

1.888.542.7343 | jameshardiepros.com

© 2020 James Hardie Building Products Inc. All Rights Reserved. TM, SM, and ® denote trademarks or registered trademarks of James Hardie Technology Limited. OSI and QUAD are trademarks of Henkel Corporation. HS2016 02/20

 **JamesHardie™**
Siding | Trim

LANDMARK[®] SERIES SHINGLES

Featuring
StreakFighter[®] &
NailTrak[®] Technologies



CertainTeed
SAINT-GOBAIN




NOTE: Due to limitations of printing reproduction, CertainTeed can not guarantee the identical match of the actual product color to the graphic representations throughout this publication.

Trust Your Home to Landmark®

Few things in this world are as precious as the place that you call home. It is much more than just a house. It's the foundation from which you build your life. That's why having a roof that gives your home long-lasting curb appeal and protection from the elements is so important. At CertainTeed, our benchmark for success is our customers' total peace of mind. And we wouldn't have it any other way.

Our dedication to making the highest-quality roofing systems continues to earn the respect of top building professionals. And our product portfolio offers the widest variety of design and color options in the industry. It's no wonder that more than a million homeowners across North America choose CertainTeed each year.

And the job doesn't stop once the roof goes on. Every CertainTeed product is backed by our industry-leading manufacturer's warranty, allowing you to rest confidently and comfortably for years to come.



Technology that protects
the beauty of your roof and
strengthens its performance.






NAILTrak[®] Shingle Technology

The bond that holds it together.

For more than a decade, NailTrak has improved shingle installation by providing a nailing area three times wider than that of a typical laminate shingle. This increases efficiency and accuracy in installation, providing homeowners greater peace of mind. Landmark[®] shingles also feature our specially-formulated Quadra-Bond[®] adhesive, providing industry-leading resistance to delamination. Together, our NailTrak and Quadra-Bond technologies deliver the strength and durability that allow your roof to stand the test of time.



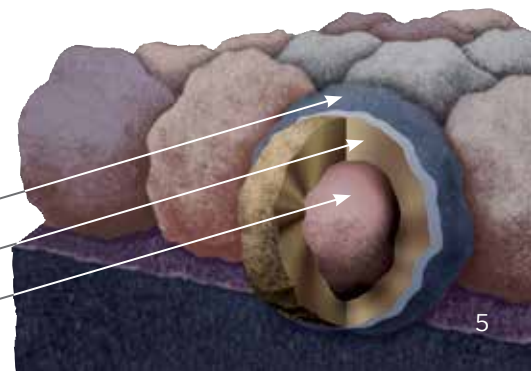
STREAKFighter[®] Algae-Resistant Shingle Technology

The ultimate in stain protection.

Those streaks you see on other roofs in your neighborhood? That's algae, and it's a common eyesore on roofing throughout North America. CertainTeed's StreakFighter technology uses the power of science to repel algae before it can take hold and spread. StreakFighter's granular blend includes naturally algae-resistant copper, helping your roof maintain its curb appeal and look beautiful for years to come.

Granule with StreakFighter Technology

- Ceramic coating
- Copper layer
- Mineral core





The Trusted Classic

LANDMARK[®]

Owning a Landmark roof brings peace of mind. Landmark's heavy weight and exceptional reliability make it a 'Best Buy' by a leading Consumer Magazine.



- Dual-layered for extra dimensionality and protection from the elements
- Offers the widest array of colors in the industry
- Independently certified as meeting the highest quality standards for roofing



Silver Birch

LANDMARK® COLOR PALETTE



Birchwood
CRRC Product ID 0668-0084



Black Walnut



Burnt Sienna



Granite Gray



Heather Blend



Hunter Green



Silver Birch
CRRC Product ID 0668-0072



Weathered Wood



Cinder Black



Driftwood



Georgetown Gray



Moire Black



Mountain Timber



Resawn Shake







The Expert's Choice

LANDMARK® PRO Architect 80

A refined union of vision and value, our PRO line leads its class in optimal performance and variety of color.

- Engineered to meet professional contractors' exacting specifications
- Available in a wide selection of eye-catching **Max Def** colors
- Outweighs standard laminates to provide greater protection from the elements



Max Def Moire Black

LANDMARK® PRO/Architect 80 COLOR PALETTE



Cinder Black



Max Def Black Walnut



Max Def Granite Gray



Max Def Heather Blend



Max Def Weathered Wood



Silver Birch
CRRC Product ID 0668-0072



Max Def Burnt Sienna



Max Def Georgetown Gray



Max Def Moire Black



Max Def Resawn Shake

MAX DEF COLORS

Look deeper. With Max Def, a new dimension is added to shingles with a richer mixture of surface granules. You get a brighter, more vibrant, more dramatic appearance and depth of color. And the natural beauty of your roof shines through.



9434

Top Shelf

LANDMARK[®] PREMIUM

A sophisticated look, brilliantly executed. Our Premium line is engineered to protect, enhance and endure.

- Outclasses ordinary roofing in both appearance and performance
- Tough two-piece laminated fiberglass-based construction
- Features **Max Def** colors for a deeper, richer mixture of surface granules




Max Def Weathered Wood

LANDMARK® PREMIUM COLOR PALETTE



Max Def Heather Blend



Max Def Moire Black



Max Def Weathered Wood

MAX DEF COLORS

Look deeper. With Max Def, a new dimension is added to shingles with a richer mixture of surface granules. You get a brighter, more vibrant, more dramatic appearance and depth of color. And the natural beauty of your roof shines through.





Depth of Character

LANDMARK® TL

Dramatically thick. Classically elegant. These wood-inspired shakes offer triple lamination for rugged wear with real charisma.

- Look of hand-split cedar
- Patented 3-layer laminate
- Random tab design and unique natural shadows
- A luxury-class shingle produced at a fraction of the cost of wood shake



Shenandoah

LANDMARK® TL COLOR PALETTE



Aged Bark



Country Gray



Max Def Black Walnut



Moire Black



Old Overton



Shenandoah

Strength with Style

LANDMARK®

- Dual-layer durability
- 228 lbs. per square
- Industry-best lifetime limited warranty
- 10-year StreakFighter® algae-resistance warranty



LANDMARK® PRO

Architect 80

- Dual-layer, high performance
- 270 lbs. per square
- Max Def color palette
- Industry-best lifetime limited warranty
- 15-year StreakFighter® algae-resistance warranty



LANDMARK® PREMIUM

- Dual-layer, high performance
- 300 lbs. per square
- Max Def color palette
- Industry-best lifetime limited warranty
- 15-year StreakFighter® algae-resistance warranty



LANDMARK® TL

- Triple-layer, high performance
- Rustic appearance of hand-split wood shakes
- 305 lbs. per square
- Industry-best lifetime limited warranty
- 15-year StreakFighter® algae-resistance warranty



LANDMARK SERIES

SPECIFICATIONS

- Two-piece (Landmark, Landmark Pro and Landmark Premium) and three-piece (Landmark TL) laminated fiberglass-based construction
- Classic shades and dimensional appearance of natural wood or slate

For U.S. building code compliance, see product specification sheets.

CertainTeed products are tested to ensure the highest quality and comply with the following industry standards:

Fire Resistance:

- UL Class A
- UL certified to meet ASTM D3018 Type 1

Wind Resistance:

- UL certified to meet ASTM D3018 Type 1
- ASTM D3161 Class F

Tear Resistance:

- UL certified to meet ASTM D3462
- CSA standard A123.5

Wind Driven Rain Resistance:

- Miami-Dade Product Control Acceptance: Please reference www.certainteed.com to determine approved products by manufacturing location.

Quality Standards:

- ICC-ES-ESR-1389 & ESR-3537

WARRANTY

- Lifetime limited transferable warranty against manufacturing defects on residential applications
- 50-year limited transferable warranty against manufacturing defects on group-owned or commercial applications (Landmark PRO, Landmark Premium and Landmark TL)
- StreakFighter® algae-resistance warranty (10-year - Landmark, 15-year - Landmark PRO, Landmark Premium and Landmark TL)
- 10-year SureStart™ protection
- 15-year 110 mph wind-resistance warranty
- Wind warranty upgrade to 130 mph available. CertainTeed starter and CertainTeed hip and ridge required

See actual warranty for specific details and limitations.

The ColorView® Visualizer: Design your Dream Home with the Click of a Mouse

CertainTeed created the ColorView tool to help homeowners bring their creative vision to reality.

Just look through a photo library of homes to choose one that looks most like your own. Then click on the roof to easily switch designs and see what CertainTeed product looks best. You can choose from hundreds of different roofing design and color combinations, and even add roof accents in different colors. All before anyone raises a hammer.

Want to visualize different roofing styles on your own home? You can upload photos to ColorView and have them digitally masked by one of our design professionals, or use DIY mode to upload and mask your own photos.

Plus, you can print or share your ColorView photos with family and friends to get their feedback. Visit colorview.certainteed.com and get started.






Add a Little Accent to Your Roof

CertainTeed offers Mountain Ridge®, an accessory product used for capping hips and ridges. It is the perfect finishing touch for your roof, offering blended color and high-profile design. CertainTeed also offers Shadow Ridge®, a low-profile design for capping hip and ridges.

Color Companion Products for Flat Roof Areas

With CertainTeed Flintlastic® SA, you can coordinate flat roof areas like carports, canopies and porches with your main roof. Flintlastic SA is a self-adhering low slope roofing product available in ten colors that complement some of the most popular CertainTeed shingles.





Integrity Roof System™

A COMPLETE APPROACH TO LONG LASTING BEAUTY AND PERFORMANCE



With as much care as you take in selecting the right contractor, choosing the right roof system is equally as important. A CertainTeed Integrity Roof System combines key elements that help ensure you have a well-built roof for long-lasting performance.

1. Waterproofing Underlayment

The first step in your defense against the elements. Self-adhering underlayment is installed at vulnerable areas of your roof to help prevent leaks from wind-driven rain and ice dams.

2. Water-Resistant Underlayment

Provides a protective layer over the roof deck and acts as a secondary barrier against leaks.

3. Starter Shingles

Starter Shingles are the first course of shingles that are installed and designed to work in tandem with the roof shingles above for optimal shingle sealing and performance.

4. Shingles

Choose from a variety of Good-Better-Best styles to complement any roof design and fit your budget.

5. Hip & Ridge Caps

Available in numerous profiles, these accessories are used on the roof's hip and ridge lines for a distinctive finishing touch to your new roof.

6. Ventilation

A roof that breathes is shown to perform better and last longer. Ridge Vents, in combination with Intake Vents, allow air to flow on the underside of your roof deck, keeping the attic cooler in the summer and drier in the winter.

learn more at:

certainteed.com/roofing

Landmark® Series
available in
areas shown



CertainTeed Corporation

ROOFING • SIDING • TRIM • DECKING • RAILING • FENCE • GYPSUM • CEILINGS • INSULATION

20 Moores Road Malvern, PA 19355 Professional: 800-233-8990 Consumer: 800-782-8777 certainteed.com