

9/14/2021

NOTICE OF DENIAL

Darnell Jackson
Ampro Construction
13501 Mount Elliott
Detroit, MI 48212

RE: Application Number 21-7395; 4784 Sturtevant Street, Russell Woods – Sullivan Historic District

Dear Mr. Jackson,

At the regularly scheduled meeting held virtually on September 8, 2021, the Detroit Historic District Commission (“Commission”) reviewed the above-referenced application for building permit. Pursuant to Section 21-2-80 of the 2019 Detroit City Code, the Commission hereby issues a **Notice of Denial** which is effective as of September 14, 2021. The Commission finds that the below described work *does not* qualify for a Certificate of Appropriateness.

The removal and replacement of the existing wrought iron porch railing, as proposed, does not meet the defined elements of design for the historic district nor the Secretary of the Interior’s Standards for Rehabilitation, especially 2) *The historic character of a property shall be retained and preserved. The removal of historic materials or alteration of features and spaces that characterize a property shall be avoided;* 5) *Distinctive features, finishes, and construction techniques or examples of craftsmanship that characterize a property shall be preserved;* 6) *Deteriorated historic features shall be repaired rather than replaced. Where the severity of deterioration requires replacement of a distinctive feature, the new feature shall match the old in design, color, texture, and other visual qualities and, where possible, materials. Replacement of missing features shall be substantiated by documentary, physical, or pictorial evidence;* 9) *New additions, exterior alterations, or related new construction shall not destroy historic materials that characterize the property. The new work shall be differentiated from the old and shall be compatible with the massing, size, scale, and architectural features to protect the historic integrity of the property and its environment.*

You may file a new application for consideration if the application is corrected, if new information is obtained regarding the application, or if the proposed scope of work changes. Please be advised that a permit applicant that is aggrieved by a decision of the Detroit Historic District Commission concerning a permit application may file an appeal with the State Historic Preservation Review Board. Within sixty (60) days of your receipt of this notice, an appeal may be filed with:

Jon Stuckey
Michigan Department of Attorney General
2nd Floor G. Mennen Williams Building
525 West Ottawa Street
P.O. Box 30754
Lansing, MI 48909
P: 517-335-0665 F: 517-335-3088
Email: stuckeyj@michigan.gov

Once this administrative right of appeal has been exhausted, a permit applicant may file an appeal of the decision of the State Historic Preservation Review Board with the circuit court. If you have any questions regarding the foregoing, please contact Pamela Parrish, Counsel for the Commission at (313) 686-6005.

For the Commission:



Ann Phillips
Staff
Detroit Historic District Commission

10/1/2021

CERTIFICATE OF APPROPRIATENESS

Darnell Jackson
Ampro Construction
13501 Mount Elliott
Detroit, MI 48212

RE: Application Number 21-7395; 4784 Sturtevant Street, Russell Woods – Sullivan Historic District

Dear Mr. Jackson,

At the regularly scheduled meeting held virtually on September 8, 2021, the Detroit Historic District Commission (“Commission”) reviewed the above-referenced application for building permit. Pursuant to Section 5(10) of the Michigan Local Historic District Act, as amended, being MCL 399.205, MSA 5-3407(5)(10) and Section 21-2-73 of the 2019 Detroit City Code; the Commission has reviewed the above-referenced application for building permit and hereby issues a Certificate of Appropriateness, which is effective as of October 1, 2021.

The following proposed work meets the defined elements of design for the historic district and the Secretary of the Interior’s Standards for Rehabilitation and guidelines for rehabilitating historic buildings (36 CFR Part 67).

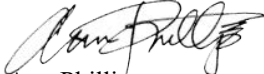
- Replace the two front columns with fiberglass columns that replicate the appearance and size
- Dismantle the existing garage and remove the debris from the site

With the following conditions:

- Applicant shall submit the information regarding the proposed columns to the staff prior to the issuance of the COA

Please retain this COA for your files. You should now proceed to obtain a building permit from the City of Detroit Buildings, Safety, Engineering and Environmental Department. It is important to note that approval by the Detroit Historic District Commission does not waive the applicant's responsibility to comply with any other applicable ordinances or statutes.

For the Commission:



Ann Phillips
Staff

Detroit Historic District Commission

THIS IS A 3-PAGE FORM - ALL INFORMATION IS REQUIRED FOR PROJECT REVIEW

HISTORIC DISTRICT COMMISSION PROJECT REVIEW REQUEST

City of Detroit - Planning & Development Department
2 Woodward Avenue, Suite 808
Detroit, Michigan 48226

DATE: 7/19/21

PROPERTY INFORMATION

ADDRESS(ES): 4784 STURTEVANT AKA: _____
PARCEL ID: 14004730 HISTORIC DISTRICT: RUSSELL WOODS - SULLIVAN

SCOPE OF WORK: (Check ALL that apply)
 Windows/Doors Walls/Siding Painting Roof/Gutters/Chimney Porch/Deck/Balcony Addition
 Demolition Signage New Building Major Alteration (3+ scope items) Site Improvements (landscape, trees, fences, patios, etc.)

BRIEF PROJECT DESCRIPTION: SEE ATTACHED SCOPE OF WORK & PHOTO'S.

APPLICANT IDENTIFICATION

Property Owner/Homeowner Contractor Tenant or Business Occupant Architect/Engineer/Consultant
NAME: Darnell Jackson COMPANY NAME: Ampro Construction LLC
ADDRESS: 13501 MT. ELIOTT CITY: Detroit STATE: MI ZIP: 48212
PHONE: 313-891-6000 MOBILE: 313-304-8476 EMAIL: AmproContractor@gmail.com

PROJECT REVIEW REQUEST CHECKLIST

Please attach the following documentation to your request:

PLEASE KEEP FILE SIZE OF ENTIRE SUBMISSION UNDER 30MB

- Completed Building Permit Application** (highlighted portions only)
- ePLANS Permit Number** (only applicable if you've already applied for permits through ePLANS)
- Current Photographs:** Including the front of the building & detailed photographs of the area(s) affected by the proposed work. All photographs must be labeled or captioned, e.g. "west wall", "second floor window," etc.
- Description of existing conditions** (including materials and design)
- Description of project** (if replacing any existing material(s), include an explanation as to why replacement--rather than repair--of existing and/or construction of new is required)
- Detailed scope of work** (formatted as bulleted list)
- Brochure/cut sheets** for proposed replacement material(s) and/or product(s), as applicable

NOTE:

Based on the scope of work, additional documentation may be required.
See www.detroitmi.gov/hdc for scope-specific requirements.

Upon receipt of this documentation, staff will review and inform you of the next steps toward obtaining your building permit from the Buildings, Safety Engineering and Environmental Department (BSEtED) to perform the work.

SUBMIT COMPLETED REQUESTS TO: HDC@DETROITMI.GOV

P2 - BUILDING PERMIT APPLICATION

Date: 7/19/21

PROPERTY INFORMATION

Address: 4784 STURTEVANT Floor: Suite#: Stories:
AKA: Lot(s): Subdivision:
Parcel ID#(s): Total Acres: Lot Width: Lot Depth:
Current Legal Use of Property: Proposed Use:
Are there any existing buildings or structures on this parcel? Yes No

PROJECT INFORMATION

Permit Type: New Alteration Addition Demolition Correct Violations
Foundation Only Change of Use Temporary Use Other:
Revision to Original Permit #: (Original permit has been issued and is active)

Description of Work (Describe in detail proposed work and use of property, attach work list)

REMOVE & REPLACE FRONT PORCH COLUMNS. DEMOLISH GARAGE & REMOVE DEBRIS. SEE ATT. SCOPE OF WORK

MBC use change No MBC use change

Included Improvements (Check all applicable; these trade areas require separate permit applications)

HVAC/Mechanical Electrical Plumbing Fire Sprinkler System Fire Alarm

Structure Type

New Building Existing Structure Tenant Space Garage/Accessory Building
Other: GARAGE Size of Structure to be Demolished (LxWxH) 22'x22'x7' cubic ft.

Construction involves changes to the floor plan? Yes No

(e.g. interior demolition or construction to new walls)

Use Group: Type of Construction (per current MI Bldg Code Table 601)

Estimated Cost of Construction \$ By Contractor \$ By Department

Structure Use

Residential-Number of Units: Office-Gross Floor Area Industrial-Gross Floor Area
Commercial-Gross Floor Area Institutional-Gross Floor Area Other-Gross Floor Area

Proposed No. of Employees: List materials to be stored in the building:

PLOT PLAN SHALL BE submitted on separate sheets and shall show all easements and measurements (must be correct and in detail). SHOW ALL streets abutting lot, indicate front of lot, show all buildings, existing and proposed distances to lot lines. (Building Permit Application Continues on Next Page)

For Building Department Use Only

Intake By: Date: Fees Due: DngBld? No

Permit Description:

Permit #:

Current Legal Land Use: Proposed Use:

Permit#: Date Permit Issued: Permit Cost: \$

Zoning District: Zoning Grant(s):

Lots Combined? Yes No (attach zoning clearance)

Revised Cost (revised permit applications only) Old \$ New \$

Structural: Date: Notes:

Zoning: Date: Notes:

Other: Date: Notes:



Address: 4784 Sturtevant

Historic District Name: Russell Woods-Sullivan

Homeowner: Solome Williams

HRD Compliance Inspector: Phil Sluma **e-mail:** psluma@detroitmi.gov

Contractor Company Name: Ampro Construction, LLC.

Address: 13501 Mt. Elliot Detroit, Mi. 48212

Phone: (313) 891-6000

Email: amprocontractor@gmail.com

Scope of work: This scope includes work related to Lead Hazard Reduction

- **Garage Demolition: Completely dismantle and remove wood frame garage.**
 - Remove all demolition and construction related debris. Homeowner is to remove all personal belongings prior to work beginning.
 - **Note: Concrete slab is cracked in areas but is not to be removed. Tree limbs over roof and tree at alley side will not be cut & remain in place.** Contractor is responsible for obtaining demolition permit for this work item through the HDC approval process.
 - **Reason for Demolition:** Garage is in a total state of disrepair. Currently all (4) walls are leaning, side to side & front to rear. The (2) side walls & (1) rear wall are not seated on the concrete slab and are sitting alongside it on clay. The roof shingles are rotted & worn, with large tree branches touching in a few areas. I found several holes in the roof and a considerable amount of rotted wood in areas including the wood siding on the walls. All exterior painted surfaces are covered with peeling LBP. **There is a large tree that has grown directly into & penetrated the rear wall on the alley side that will not be cut or removed and remain in place.** The garage is missing the vehicle bay door & is open to trespass. **See Attached photos of all exterior sides of the garage as well as interior photos:**
- **Front Porch:**
 - **Remove and Replace existing wood fluted & tapered columns (2) at front porch.**
 - Existing columns are wood, fluted & tapered columns that measure 12” at the base & 88” tall.
 - **Reason for replacement:** Current columns including the cap & base at front porch have extensive rotted wood covered with lead based paint. (1) column is completely separated & split open. The other column is water saturated rotting wood with missing pieces and holes. Both columns are compromised and not providing proper support for the front porch overhang. **See attached photos of existing columns & front porch overhang.**

- **Material used for replacement:** We would like to replace the existing columns with fluted & tapered columns that measure 12" at the base & 88" tall. New columns are load bearing porch columns made as one piece from (FRP) fiberglass reinforced polymer and will look exactly like old columns. These new columns will give extra support to overhang. Existing front porch overhang has dropped on one side and needs to be raised up.
- **See attached brochure** which includes photos & specifications of custom made replacement columns that remarkably resemble the existing columns.
- **Railings:**
- Existing railings that line the perimeter of front porch in 3 separate areas are made of wrought iron and are painted, rusted, separated and only 24" high which does not meet code. The measurements are as follows: 1-1/2" square posts with 1/2" ballusters, an R3 radius top rail for a total of approximately 27 feet. There is a custom shaped star inserted in areas. **See attached photos of existing railings.**
- **Material used for replacement:** We would like to replace the existing wrought iron railings with new black wrought iron. The style & measurements would be similar except the height would be 36" to meet existing building code. We are trying very hard to duplicate the star shape in old railings.

PRODUCT CATEGORIES


HOME

COLUMNS /

**Columns not approved by
Commission -- see pg. 12 &
13 for columns which meet
conditions set forth by HDC**

TAPERED COLUMN FRP

Tapered Column



\$835.00 – \$3,974.00

Large robust synthetic columns, exterior maintenance free.

Height 9'

Flute Options Custom Flute

Clear

\$2,036.00

Split Option *

A: Whole

Add Tuscan Cap and Base Set? *

Yes (\$306.00)

Reassembly Kit for Split Columns? *





Options \$506.00
 total:
 Sub total: \$2,342.00

1

Add to cart

Columns / Porch Posts,
 columns

**Columns not approved by
 Commission -- see pg. 12 &
 13 for columns which meet
 conditions set forth by HDC**

SPECIFICATIONS

Specifications

We manufacture load bearing porch columns as one piece from fiberglass reinforced polymer (FRP). Infused with marble dust, load bearing columns have a stone-like feel. They are in keeping with the look and feel of traditional classical architecture. These columns are hollow so they can be used as a decorative wrap if needed. And yet they feel and sound solid because of the hard dense nature of the composite column material.

Weatherproof, insect-proof, rot-proof, virtually maintenance free, pound for pound stronger than concrete, steel, or aluminum. This is the premier option for columns. Works great with **either wood or synthetic balustrades**. Interior or exterior use. Use acrylic-latex primer and paint for best results. Whole columns are load bearing. See capacity chart below. Round tapered shafts have a modified architectural entasis, with a Tuscan style astragal for authentic styling. This creates a very visually appealing and architecturally correct look.

Load bearing porch columns work great with either wood or composite balustrades. Interior or exterior use. Use acrylic-latex primer and paint for best results. Keep in mind that if you order the columns split, then they are not load bearing. Of course split columns are intended to be used as a wrap on an existing structural load bearing member.

Split Columns:

Split/reassembled composite columns are NOT load bearing. The idea of a split column is that it can be used around a supporting post, or as a pilaster against a wall. Optional Reassembly Kit



Fluted Columns:

16" load bearing porch columns are available custom fluted. We will flute columns for your specific overall opening height. Just drop us a note on how tall the finished column will be, and we'll make the flutes to start at the appropriate height on the column shaft.

Column Capitals and Bases:

Tuscan Capitals for
(same material as 1
All Caps and Bases
overall installed hei

**Columns not approved by
Commission -- see pg. 12 &
13 for columns which meet
conditions set forth by HDC**

berglass Polymer

do not affect the

Two Column Install

these larger columns in place. The Install Kits contain hardware to install round and square composite columns in just about any application. Brackets are bolted to the column, then Tapcon screws attach the top brackets to the ceiling/soffit. Kit includes full instructions on installing FRP columns. If you are attaching wood railing to a round column, you'll want to look at the [Wood Rail to Round Column Hardware Kit](#).

no kits helps hold

Craftsman Pedestals available for these round tapered columns. Matching square and non-tapered columns available.

For **CURRENT LEAD TIME** and shipping transit time, [click here](#).

Shipping cost is displayed in shopping cart.

For exact specs, load capacities, inside/outside dimensions, cap/base specs, & more, click specifications below.

Limited Lifetime Warranty – never replace your columns again! [Click Here for Warranty Information](#)

Proudly Made in the USA.

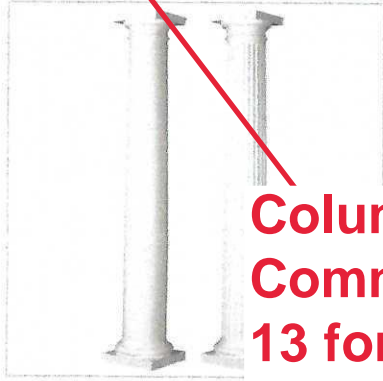
For Pros

Download Product Drawings:

- [Column Specifications PDF](#)
- [Column Installation Instructions.pdf](#)
- [Cap & Base Installation Instructions.pdf](#)
- [Reassembling Split Columns PDF](#)
- [Installing Split Columns as Pilasters PDF](#)
- [Installing Ornamental Capitals PDF](#)



You may also like...

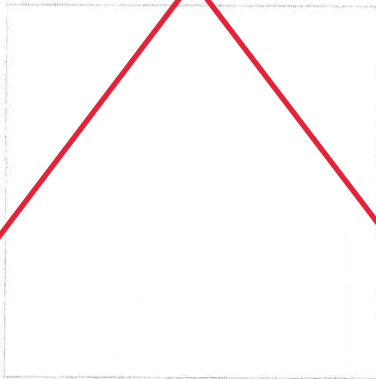


18" ROUND TAPERED
FRP

Select options »



Select options »



REASSEMBLY KIT, SPLIT
COLUMNS, FRP

Add to cart »



COLUMN INSTALL KIT

Add to cart »



7 1/4" POLY RAIL

Select options »



14" ROUND TAPERED COLUMN
FRP

Select options »

Related products



**Columns not approved by
Commission -- see pg. 12 &
13 for columns which meet
conditions set forth by HDC**



8" ROUND TAPERED COLUMN

FRP

Select options »

10" ROUND TAPERED COLUMN

FRP

Select options »

WOOD RAIL TO ROUND COLUMN

HARDWARE KIT

Add to cart »

SIGN UP FOR OUR FI

Columns not approved by Commission -- see pg. 12 & 13 for columns which meet conditions set forth by HDC



THE BALUSTER BLOG

ORDERING INFO

PRIVACY POLICY

CUSTOMER SERVICE

SHIPPING INFORMATION

MY ACCOUNT

CONTACT

LINKS

JOIN OUR TEAM

© 2021 American Porch, LLC. | Website design & development by Gecko Designs

Columns approved -- meet conditions set forth by HDC that replacement columns match the appearance and size of existing wood columns



4784 Sturtevant
Detroit, mi.
Front Porch Column

POLY-CLASSIC® COLUMN SPECIFICATIONS

MATERIALS:

Poly-Classic and DuraStone column shafts are manufactured of one-piece rotocast fiberglass reinforced polymer (FRP) with marble dust. Our proprietary method of manufacturing our column shafts is patented, with patents applied for on the DuraStone pre-colored, textured column process and materials. This one-piece construction, combined with the inherent strength of FRP (pound for pound, FRP is stronger than concrete, steel, or aluminum), provides an exceptionally high load-bearing capacity, and a column that is impervious to rot, decay and insect damage. Unlike wood columns, the non-porous, waterproof shafts can be used as channels for downspouts, wiring, and plumbing.

American Porch's FRP and DuraStone columns include Flame Guard™, and were the first in the industry to pass the ASTM E, 84-01 Class 1 Flame-Spread Classification tests, achieving a Flame Spread index of 15, and Smoke Developed Index of 335, well below the allowable SDI index of 450.



Six-inch through twelve-inch diameter (up to twelve foot in height) standard FRP shafts are factory sanded. Larger shafts (and square shafts) may require field-sanding prior to installation. All shafts are shipped unfinished, and American Porch recommends finishing with a high quality 100% acrylic latex primer and paint.

DuraStone pre-colored columns do not require finishing. The shaft material is colored throughout, utilizing UV inhibitors that will minimize color fading. The surfaces of DuraStone columns, caps and bases are textured to imitate rough-hewn stone. (Bases for 18" and larger DuraStone columns are split in half and will require reassembly at time of installation.)

ROUND COLUMN SIZES:

Round tapered and non-tapered shafts are available fluted and unfluted in a wide range of sizes. Flutes in most 8", 10" and 12" diameter tapered shafts are molded right into the shaft, providing consistent Ionic fluting. All sizes can also be custom-fluted for specific opening heights, and adjusted for the cap and base chosen. When shafts are custom fluted, typically the flutes end 1" above the base. (See our DuraGlass specifications for information on 30" diameter columns.)

Tapered shafts have a modified architectural entasis, with a Tuscan style astragal for authentic styling. Since these are molded products, some sizes may vary from the 1/3 straight to 2/3 tapered ratio. Please see the tables on the following pages for exact information on the shaft tapers, and top and bottom net diameters, fluting, etc. Non-tapered shafts have no astragal, providing a more contemporary look.

Column Bottom Diameter*	Tapered Round Shafts											
	5'	6'	8'	9'	10'	12'	14'	16'	18'	20'	22'	24'
6"	√	√	√									
8"	√	√	√•	√•	√•							
10"	√	√	√•	√•	√•	√•						
12"	√	√	√•	√•	√•	√•	√	√•				
14"			√	√	√	√	√	√	√	√	√	
16"	√	√	√	√	√	√	√	√	√	√	√	
18"			√		√	√	√	√	√	√	√	√
20"		√	√		√	√	√	√	√	√	√	
24"			√		√	√	√	√	√	√	√	√

Column Bottom Diameter*	Non-tapered Round Shafts					
	8'	10'	11'	12'	14'	15'
8"	√	√				
10"	√	√				
12"	√	√		√		
14"	√	√		√	√	
16"	√	√				
18"	√	√	√			
20"	√	√	√			
24"	√	√		√	√	√

*Actual shaft net diameter is 3/8" to 5/8" smaller than nominal size shown.
√ Available unfluted; • Available with standard flutes.

SQUARE FRP COLUMN SIZES:

Square non-tapered shafts are available unfluted, fluted, with a double raised panel, or recessed panels. In addition, custom fluting is available. The astragal is molded into the shaft for consistent spacing and simplified installation. (See our DuraGlass specifications for information on 8", 10" and 16" square DuraGlass columns.)

Column Bottom Width*	Non-tapered Square Shafts					
	8'	9'	10'	12'	14'	16'
6"	√		√			
8"	√•Δ■	√•Δ■	√•Δ■			
10"	√■	√■	√■	√		
12"	√		√	√	√	√
14"	√	√	√	√	√	√

* Net shaft width is 1/8" less than nominal size shown.
√ Available unfluted; • Available with standard flutes.
Δ Available paneled; ■ Available with recessed panels.

Columns approved -- meet conditions set forth by HDC that replacement columns match the appearance and size of existing wood columns



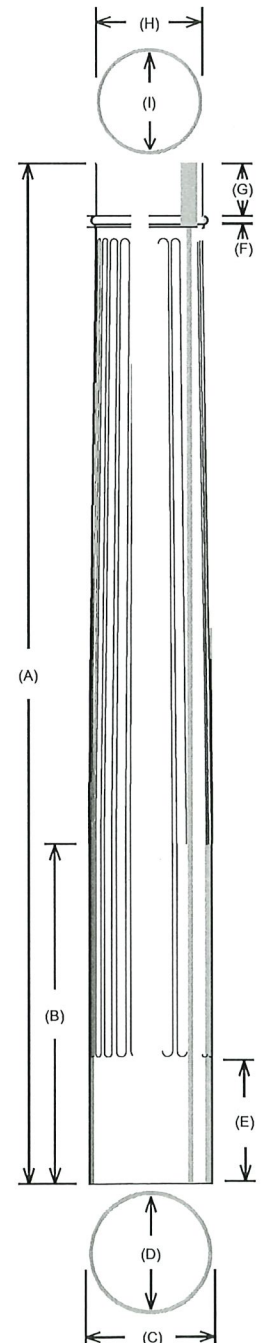
POLY-CLASSIC ROUND SHAFT SPECIFICATIONS

ROUND TAPERED SHAFTS:

Standard FRP column shafts are the same height as the listed size. Tuscan and Roman Doric caps and bases, and Attic bases go around the shaft, and do not affect the overall height. Ornamental capitals are set on top of the shaft (after the shaft is trimmed to the astragal), and do affect the overall height: see the *Ornamental Capitals for Round Columns* specifications for more information. On custom fluted shafts, the flutes start 1" from the astragal, and typically end 1" from the base. Fluting can be adjusted for the customer's requirements.

Since the Tuscan caps for DuraStone columns install on TOP of the shaft, rather than around it, the shaft itself is reduced in overall height by the height of the Tuscan cap. The height of the shaft plus the height of the cap will achieve the overall stated column height.

Column Nominal Diameter	Shaft Height	Shaft Bottom*		Shaft Top*		Space Available Inside Shaft:		Shaft Neck		Flute Width (24 ea.)	Straight Portion of Shaft (unfluted columns)	Straight Portion of Shaft (fluted columns)	Smooth shaft before flutes
		Outside Diameter	Inside Diameter	Outside Diameter	Inside Diameter	For Round Post	For Square Post	Neck Height†	Astragal Ring‡				
	(A)	(C)	(D)	(H)	(I)			(G)	(F)		(B)	(B)	(E)
6"	5'										23 1/16"		
	6'	5 11/16"	4 3/4"	4 13/16"	3 3/4"	3 3/8"	2 1/2"	3"	1/2"	1/2"	35 1/16"	n/a	n/a
	8'										59 1/16"		
8"	5'										14 1/16"	n/a	n/a
	6'										26 1/16"	n/a	n/a
	8'	7 5/8"	6 3/4"	6 19/32"	5 1/2"	5 1/8"	3 1/2"	4 1/4"	1/2"	11/16"	50 1/16"	50"	10 1/2"
	9'										62 1/16"	54"	10 1/2"
10"	10'										72 1/16"	65"	10 1/2"
	4'										0"	n/a	n/a
	5'										0"	n/a	n/a
	6'										10 11/16"	n/a	n/a
	8'	9 11/16"	8 3/8"	8 9/16"	7 3/4"	7 3/8"	4 15/16"	5 1/8"	3/4"	7/8"	34 11/16"	39"	11"
12"	9'										46 11/16"	56"	11"
	10'										58 11/16"	65"	11 1/4"
	12'										82 11/16"	89"	11 1/4"
	5'										0"	n/a	n/a
	6'										8 3/4"	n/a	n/a
	8'										32 3/4"	42 3/4"	12"
	9'	11 5/8"	10 3/4"	10 1/16"	9 1/4"	8 7/8"	6"	4 3/4"	3/4"	1"	44 3/4"	49"	12"
	10'										56 3/4"	53"	12"
14"	12'										80 3/4"	60"	12 1/8"
	14'										62"	n/a	n/a
	16'										86"	87"	12 1/8"
	8'										33 1/4"		
	9'										45 1/4"		
	10'										57 1/4"		
	12'	13 1/2"	11 1/2"	11 9/16"	10 1/2"	10 1/8"	6 3/8"	6 3/4"	1"	1 1/4"	81 1/4"		
16"	14'										57 1/4"		
	16'										81 1/4"		
	18'										105 1/4"		
	20'										129 1/4"		
	5'										16 1/4"		
	6'										28 1/4"		
	8'										18 1/2"		
	9'										30 1/2"		
	10'	15 7/16"	13 1/2"	13 1/8"	12"	11 5/8"	7 7/16"	7 3/8"	1"	1 7/16"	42 1/2"		
	12'										66 1/2"		
18"	14'										27 1/4"		
	16'										51 1/4"		
	18'										75 1/4"		
	20'										99 1/4"		



* Diameters may vary ± 1/8"

† Neck Height is the distance from the top of the shaft to the top of the astragal ring, ± 1/8".

‡ Astragal ring is only the ring portion, and does not include the fillet and cove.

4784 Sturtevant





























4264

BRAND



4784

































































































































WASTE
DO NOT OVERFILL
NO FLAMMABLES
NO LIQUIDS
NO SOLIDS



















