

September 14, 2021

CERTIFICATE OF APPROPRIATENESS

Delia Wells
2071 Longfellow
Detroit, MI 48206

RE: Application Number 21-7393; 2071 Longfellow; Boston Edison Historic District

Dear Ms. Wells:

Pursuant to Section 5(10) of the Michigan Local Historic District Act, as amended, being MCL 399.205(10), MSA 5-3407(5)(10); Sections. 21-2-57 and 21-2-73 of the 2019 Detroit City Code; Detroit Historic District Commission Resolution 97-01 (adopted August 13, 1997); Detroit Historic District Commission Resolution 97-02 (adopted October 8, 1997); and Detroit Historic District Commission Resolution 98-01 (adopted February 11, 1998), the staff of the Detroit Historic District Commission has reviewed the above-referenced application for building permit and hereby issues a Certificate of Appropriateness (COA), effective as of September 14, 2021.

Staff finds the exterior work as per the attached drawings, narrative scope, and below-outlined work items meet the defined Elements of Design for the Boston Edison Historic District and the Secretary of the Interior's Standards for Rehabilitation and Guidelines for Rehabilitating Historic Buildings (36 CFR Part 67):

Exterior Work

- For all cast-stone, previously painted surfaces, apply one color choice, confirmed by HDC Staff.
- For all brick, previously painted surfaces, apply one color choice, confirmed by HDC Staff. Demolition of garage, as per attached plan.

The Certificate of Appropriateness is issued with the following conditions:

- No additional paint be applied to unpainted masonry surfaces (ie., cast-stone, brick, etc.).
- Verify with HDC Staff final paint color choice and product prior to application.

Please retain this COA for your files. You should now proceed to obtain a building permit from the City of Detroit Buildings, Safety, Engineering and Environmental Department. It is important to note that approval by the Detroit Historic District Commission does not waive the applicant's responsibility to comply with any other applicable ordinances or statutes.

For the Commission:



Daniel Rieden
Staff
Detroit Historic District Commission

September 27, 2021


Detroit Historic Preservation Team
Daniel Rieden, Lead Landscape Architect
Coleman A. Young Municipal Center
2 Woodward Avenue, Suite 808
Detroit, MI 48226

RE: Paint
2071 Longfellow Street, Detroit, MI 48206


This is a follow up to our telephone conversation on September 17, 2021. I propose to use **Loxon** which is a paint brand sold by Sherwin Williams. The Loxon paint is an exterior paint for masonry/concrete which is breathable, self-cleaning, weather-resistant, and inhibits the growth of mold and mildew. The sheen is flat which helps to hide surface imperfections.



The color **SW 6361 Autumnal** is the color that I am proposing for the brick.



The color **SW 9085 Touch of Sand** is the color that I am proposing for the capstone.



Please contact me if you need more information. Thank you.

Delia Wells
2071 Longfellow Street
Detroit, MI 48206
Phone (248) 914-3675

HISTORIC DISTRICT COMMISSION PROJECT REVIEW REQUEST

CITY OF DETROIT
PLANNING & DEVELOPMENT DEPARTMENT
2 WOODWARD AVENUE, ROOM 808, DETROIT, MI 48226

DATE: 7/1/21

PROPERTY INFORMATION

ADDRESS: 2071 Longfellow Street AKA: _____

HISTORIC DISTRICT: Boston-Edison

SCOPE OF WORK: Windows/Doors Roof/Gutters/Chimney Porch/Deck Landscape/Fence/Tree/Park General Rehab
(Check ALL that apply) New Construction Demolition Addition Other: Paint

APPLICANT IDENTIFICATION

Property Owner/Homeowner Contractor Tenant or Business Occupant Architect/Engineer/Consultant

NAME: Wells, Delia COMPANY NAME: _____

ADDRESS: 2071 Longfellow Street CITY: Detroit STATE: MI ZIP: 48206

PHONE: (248) 914-3675 MOBILE: Same EMAIL: hightow5@yahoo.com

PROJECT REVIEW REQUEST CHECKLIST

Please attach the following documentation to your request:

PLEASE KEEP FILE SIZE OF ENTIRE SUBMISSION UNDER 30MB

- Photographs of ALL sides of existing building or site
- Detailed photographs of location of proposed work (photographs to show existing condition(s), design, color, & material)
- Description of existing conditions (including materials and design)
- Description of project (if replacing any existing material(s), include an explanation as to why replacement--rather than repair--of existing and/or construction of new is required)
- Detailed scope of work (formatted as bulleted list)
- Brochure/cut sheets for proposed replacement material(s) and/or product(s), as applicable

NOTE:

Based on the scope of work, additional documentation may be required.

See www.detroitmi.gov/hdc for scope-specific requirements.

Upon receipt of this documentation, staff will review and inform you of the next steps toward obtaining your building permit from the Buildings, Safety Engineering and Environmental Department (BSEED) to perform the work.

SUBMIT COMPLETED REQUESTS TO **HDC@DETROITMI.GOV**

July 28, 2021

Detroit Historic Preservation Team
Daniel Rieden, Lead Landscape Architect
Coleman A. Young Municipal Center
2 Woodward Avenue, Suite 808
Detroit, MI 48226

RE: Paint
2071 Longfellow Street, Detroit, MI 48206


This is a follow up to our telephone conversation today, July 29, 2021. I want it to be known that I did attempt to remove the paint off the other area of the house, the area where the brick is an orange like color. The directions recommended that I test an area first, so I did. After applying the recommended paint stripper, I noticed how the stripper damaged the surface of the brick so I did not use it anymore on those areas. Here is a picture, and then a closer up picture of that same area that I applied the paint stripper to. This area is left of the three dining room windows.



Some areas of the concrete around the windows were painted black because other paint from prior paintings were there. For example, white paint along the front windows and side windows were on the brick. To have a better appearance, the concrete that had white paint were painted black to give a uniform look. Here are two pictures to demonstrate what I am describing. The first picture is a living room window on the side of the house and the second is three living room windows on the front of the house.

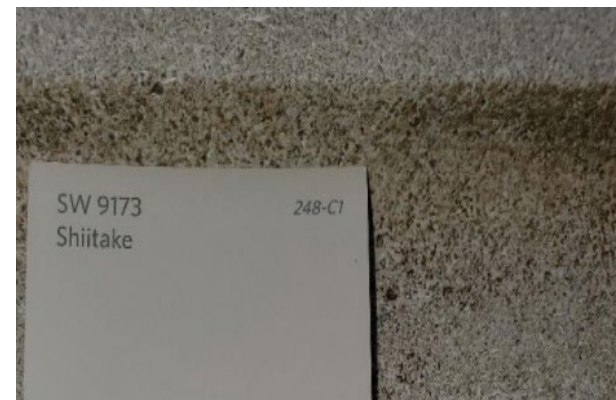
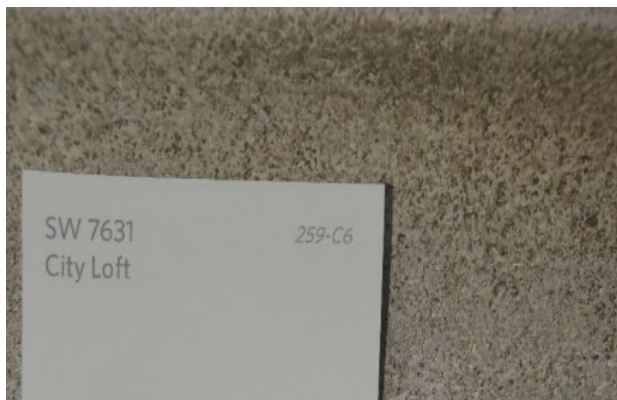



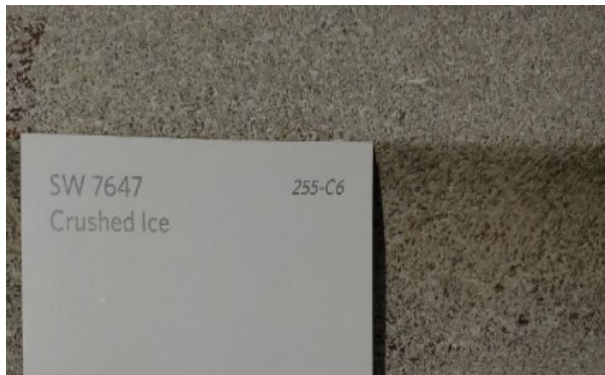


I know that the brick that is painted black, a more uniform color matching the brick is required so I did the Sherwin Williams color match online to find colors that match the brick. I went to Sherwin Williams tonight and was able to obtain eight color samples that would be available in the Loxon breathable paint for masonry/concrete. Here are pictures of those samples which I place next to the brick.





I know that you asked me to take photographs of the color samples for the masonry/concrete to be taken next to the concrete. The Sherwin Williams store had six color samples in the store that I could take. Here are the photos that I took. Also, as written in my prior letter dated 7/28/21, all of these colors are available in the Loxon breathable paint.





From our conversation I understand that all of the masonry that was painted including the capstone and window-sills have to be addressed. I attempted multiple times over a period of two months to remove the paint but was unsuccessful. In that process I suffered with my skin being literally burnt off by the paint stripper on my chest, right arm and right thigh. At this point, I am requesting to paint those areas a color that will get them as close back to their natural state. The brand that I am proposing to use is Loxon which is a brand sold by Sherwin Williams. The Loxon paint is an exterior paint for masonry/concrete which is breathable, self-cleaning, weather-resistant, and inhibits the growth of mold and mildew. The sheen is flat which helps to hide surface imperfections.

Please contact me if you need more information. Thank you.


Delia Wells
2071 Longfellow Street
Detroit, MI 48206
Phone (248) 914-3675

July 22, 2021

Detroit Historic Preservation Team
Daniel Rieden, Lead Landscape Architect
Coleman A. Young Municipal Center
2 Woodward Avenue, Suite 808
Detroit, MI 48226

RE: Paint
2071 Longfellow Street, Detroit, MI 48206

I hope that this message finds you well. This is a follow up to our telephone conversation regarding requesting to paint the concrete. I physically went to Sherwin Williams and Home Depot to try to match the brick as close as possible to an available color. Overall, I have found that the breathable paint is only available through Sherwin Williams and it has to be custom ordered. The Loxon brand is not stocked in the Sherwin Williams store however it can be ordered in the store or online. Sherwin Williams offers a paint match online and that is how I came to pick the color that I did. When uploading a photograph, their system picks many matching colors however all colors are not available to be picked for the Loxon brand which is a special brand that includes the breathable mixture. So after all of this, this is what I have picked and here is a recent picture of the brick.



color. All the colors above blend well with the house. I tend to lean towards more of a stone color that has a fresh look, so I like the Crushed Ice color the most, but I am open to the other colors. I hope that putting the color matched colors next to the stone helps.

If someone is interested, they can take the picture and upload it on the Sherwin Williams website and see what colors they will find in the picture. I stopped at twenty-five colors, but the colors seem to be endless. Here is the link where you can match the colors in a picture.

[ColorSnap® Visualizer for Web \(sherwin-williams.com\)](https://www.sherwin-williams.com/colorsnap)

They will also have to go the next step further and make sure that the color that is matched is available in the Loxon paint. Here is the link to check to see if the color is available in the Loxon paint. You must input either the name of the color or the code for the color.

[LOXON Self-Cleaning Acrylic Coating | SherwinWilliams \(sherwin-williams.com\)](https://www.sherwin-williams.com/loxon)

Please contact me if you need more information. Thank you for your time. Have a great day.

Delia Wells
2071 Longfellow Street
Detroit, MI 48206
Phone (248) 914-3675

June 28, 2021

Detroit Historic Preservation Team
Daniel Rieden, Lead Landscape Architect
Coleman A. Young Municipal Center
2 Woodward Avenue, Suite 808
Detroit, MI 48226


RE: Follow-up on Plan for Painting
2071 Longfellow Street, Detroit, MI 48206

Dear Daniel Rieden:

I hope that this message finds you well. I am following up with you to let you know where I am at in the process of removing the paint on the concrete, and adding the “cream” color that was approved for specific areas. During spring and up until now I was working on making these two changes so here is where I am at today.

I used the entire container of Sure Klean Heavy Duty Paint Stripper. I applied the stripper on May 16th, May 23rd, May 30th, June 5th, June 19th, and June 26th. From my observations, the paint stripper slightly lightened the paint color however no paint was removed. Here are some recent pictures of the areas that I took today for your review.





I would like to note that this was a gentle form of attempting to remove the paint however the smell and strength of the stripper made it somewhat dangerous. Some of the stripper fell on my skin when I was rinsing it off of the cement and the stripper literally burnt the skin off of me through my clothes. Here are a few pictures.



Chest area




Right arm



Right thigh

I picked the PPG color stone quarry. Here is a link to the PPG website for the color.

<https://www.ppgpaints.com/color/color-families/neutrals/stone-quarry>



Stone Quarry

PPG1015-2

Stone Quarry is a light, neutral, sandy white with a brick undertone. It is a perfect paint color for trim or all interior walls. Pair it with warm tones and whites as trim and accents.

R: 236 G: 228 B: 220 LRV: 78



I applied this stone quarry color to the rectangular boxes on the 2nd floor and to the front door. Here are some pictures for your review.



At this point I would like to ask for permission to use the Stone Quarry color to replace the red paint color that is on the cement? I do not think that it is possible to remove the paint from the cement. I think painting the cement the Stone Quarry color will bring some uniformity to the house. I like the color and I think it blends well with the color of the brick.

Thank you for your time and consideration. Please contact me at hightow5@yahoo.com with any questions.

Wells, Delia
2071 Longfellow Street
Detroit, MI 48206