

March 16, 2021

NOTICE OF DENIAL

Bibiana Narcissa
85 Chicago
Detroit, MI 48202

RE: Application Number 21-7117; 85 Chicago; Boston Edison Historic District

Dear Ms. Narcissa:

At the regular meeting held virtually on March 10, 2021, the Detroit Historic District Commission (“Commission”) reviewed the above-referenced application for building permit. Pursuant to Section 21-2-80 of the 2019 Detroit City Code, the Commission hereby issues a **Notice of Denial for the below outlined items** which is effective as of March 16, 2021. Specifically, the Commission reviewed the permit for **the below-described work**, and determined that it *does not* qualify for a Certificate of Appropriateness because it does not meet the Secretary of the Interior Standards for Rehabilitation, Standard #6) *Deteriorated historic features shall be repaired rather than replaced. Where the severity of deterioration requires replacement of a distinctive feature, the new feature shall match the old in design, color, texture, and other visual qualities and, where possible, materials. Replacement of missing features shall be substantiated by documentary, physical, or pictorial evidence:*

- The removal of the green, clay barrel tile roof and the installation of Great American Steel Shake roof panels, color: Weathered Cedar.

Please be advised that a permit applicant that is aggrieved by a decision of the Detroit Historic District Commission concerning a permit application may file an appeal with the Michigan Department of Attorney General. Within sixty (60) days of your receipt of this notice, an appeal may be filed with:

Jon Stuckey
Michigan Department of Attorney General
2nd Floor G. Mennen Williams Building
525 West Ottawa Street
P.O. Box 30754
Lansing, MI 48909
P: 517-335-0665
F: 517-335-3088
Email: stuckeyj@michigan.gov

If you have any questions regarding the foregoing, please contact Taylor Leonard, Counsel for the Commission at (313) 237-3006.

For the Commission:



Audra Dye
Staff
Detroit Historic District Commission



The photographs on the following pages were taken by HDC staff in February 2021.



North and east (side) elevations



North and west (side) elevations



West/Side elevation, one story flat roofed structure is attached one-story garage.



2/15/21

Historic Commission

I removed my clay tile roof on 2/15/21. I did not utilize a company/contractor for the removal. I thought I only needed a permit for the new roof and material. After several estimates on replacing the tile roof, I realized I could not afford the cost of doing so. The existing roof was past repair, and was leaking into my house, to the second floor. Rotting underlayment and rotting boards and mold were my immediate concerns. I am a single woman, raising my three grandchildren, all under the age of five years old, and their health and well being caused me to remove the existing clay tile roof, in an effort to prevent further damage.

Alexandria Windows, Doors and Metal Roofing is coming to give an estimate on a new metal roof. The style, color, and panel details are as follows.

CEDAR METAL SHINGLES

Color - WEATHERED CEDAR

PANEL DETAILS -

Panel exposure 12 x 24

Weight per square - 90 pounds

Product Material - G-90, GALVANIZED STEEL

Fastening Detail - Four-way interlocking panels w/clips for concealed fasteners

The roof comes with a lifetime warranty. I will include a detailed breakdown from the company, once provided.

APPLICANT PHOTOGRAPHS

















Attic Inspection

INSULATION

Thermal Radiant Spray Foam

R-Value: _____

Notes: _____

Average R-Value/Dry Inch	
Batten	3.7
Fiberglass Wool	3.1
*Cellulose	3.4
Vermiculite	2.2
Foam Board	4-5
Polyiso	7
Icynene Foam	3.6

*Orchemocel's (cell) R-value over 10mm thick.

VISUAL ATTIC INSPECTION

Leaks/Stains: Yes No
 Rotted Wood: Yes No
 Rusty Nails: Yes No
 Mold: Yes No
 Broken Truss/Rafter: Yes No
 Solid Sheeting: Yes No
 Exhaust Open: Yes No
 Intake Open: Yes No
 Short Circuit Vent: Yes No
 Adequate Baffles: Yes No
 Bath Exhaust: Yes No
 to Gable or Ridge
 Kitchen Exhaust: Yes No
 to Gable or Ridge
 Infestation: Yes No
 Chimney Issues: Yes No

Notes: *Many stains, Water dripping in*
 Notes: *Broken boards, splitting*
 Notes: *Many. All rusted through*
 Notes: *side walls*
 Notes: *splitting*
 Notes: *boards*
 Notes: *Closed Roof Attic*
 Notes: *close leaks*
 Notes: *Through deck*
 Notes: _____
 Notes: *NO. Many spider webs*
 Notes: _____

THERMAL LEAK DETECTOR

Eave: F _____ B Ridge: F _____ B

Leaks Detected: Yes No Notes: _____

SMOKE TEST

Rapid Ridge Exhaust Moderate Ridge Exhaust Stagnant Soffit Exhaust Blow Back

NO FLOW

MOISTURE METER

Wood: *0* 6 8 10 12 14 16 18 20 22 24+
 Healthy Unhealthy Danger Rot

Insulation: *NONE* 6 8 10 12 14 16 18 20 22 24+
 Healthy Unhealthy Danger Rot

HUMIDITY PEN

Ambient: _____% Living Space: _____% Attic: _____%



APPLICANT PHOTOS – Photo names provided by applicant



Corner 9-10



Soffit Chimney 9-10



Missing Tile Detail2 9-10



Missing Tile Detail 3 9-10



Roof 2 9-10



Roof Overhang 9-10



Front 3 9-10



Gable Side 9-10



Corner Details 9-10



Front Angle 9-10



Front 9-10



Front Windows 9-10



Front2 9-10



Garage 9-10



Rear 9-10



Missing Tile 9-10



Roof 9-10

APPLICANT PHOTOS – Photo names provided by applicant



















BUTCHER & BUTCHER

CONSTRUCTION CO., INC.

Committed to the finest workmanship in the industry

January 31, 2020



RE: Proposal For: 85 Chicago Blvd, Detroit – MI

Scope of Work: Tile Roofing

- Tear off existing tile roofing and remove tiles from the site.
- Inspect wood deck and repair deteriorated wood as necessary (\$ 5.50 per lineal foot).
- Install Tamko Metal and Tile ice and water shield over entire roof deck.
- Install 24 gauge Kynar finished steel drip edge around perimeter.
- Install 24 gauge Kynar finished steel valleys and strip in edges with ice and water shield.
- Install Ludowici 18" S-tile. Color to be Tuscany.
- Install all tile roofing accessories to complete roof system.
- Install all metal flashings to complete roof system.
- Crews to use standard OSHA approved methods of safety while working on the roof.
- Includes standard manufacturer's warranty on material, and a 5 year labor warranty from Butcher & Butcher.
- EXCLUDED: All wood replacement other than roof deck boards will be completed by others, flat roof and metal roof areas are excluded.

Tile Roof Installation: \$ 75,800.00

Thank you for the opportunity to quote this project.

Phil LaPointe/ Estimator

Reading/Seminole County/Florida/Tile - 4/18/2019

8695 Commerce Court
Harbor Springs, MI 49740
(231) 347-4722

3885 Industrial Drive
Rochester Hills, MI 48309
(248) 852-2323

1441 SW 10th Avenue, #205
Pompano Beach, FL 33140
(954) 784-4842

www.bbconstruction.com

SPANISH 18 ³/₈" BARREL TILE



One of the most popular profiles in Ludowici’s Legacy Collection, Spanish tile is prized for its simple, one-piece barrel design which provides a pattern of distinctive ripples across a roof. Often synonymous with clay roof tile, Spanish tile enhances virtually any style of architecture from small bungalows to large public institutions. Spanish tiles have a smooth surface but may be customized with a number of custom textures. Our Spanish tiles are available in all standard and custom colors, mists and blends offered by Ludowici. See the *Colors of Ludowici* brochure for more information about our extensive color program. For a more authentic old European look, consider Spanish 13 1/4" tile, or for a higher profile and more dramatic appearance, consider one of Ludowici’s Mission tiles.

PHYSICAL CHARACTERISTICS

CHARACTERISTIC	SPANISH 18 ³ / ₈ " BARREL TILE	PROFILE
Weight Per Square	800 lbs.	
Pieces Per Square	114 pcs.	
Overall Size	9 ³ / ₄ " x 18 ³ / ₈ "	
Exposure	8 ¹ / ₄ " x 15 ³ / ₈ "	
Installed Barrel Height Off Deck	3" Nominal	
Minimum Slope	4:12	
Color Blends	Available in all standard and custom colors. For more information about Ludowici’s color program, please see the <i>Colors of Ludowici</i> brochure.	
Base Texture	Smooth Also available in custom textures. Please see the <i>Terra Cotta Textures</i> brochure for more information.	

APPROVALS & CERTIFICATIONS

- ◆ Miami-Dade NOA No: 12-0904.18
- ◆ State of Florida Approval No: FL 13777
- ◆ ASTM C1167 Grade 1 Roof Tile With Water Absorption Less Than 2%
- ◆ Class A Fire Rated
- ◆ IAPMO UES ER-452

LUDOWICI WARRANTY

All Ludowici tiles are manufactured in the United States and carry a 75-year warranty against color fading and manufacturing defects. For complete warranty details, please visit www.ludowici.com.

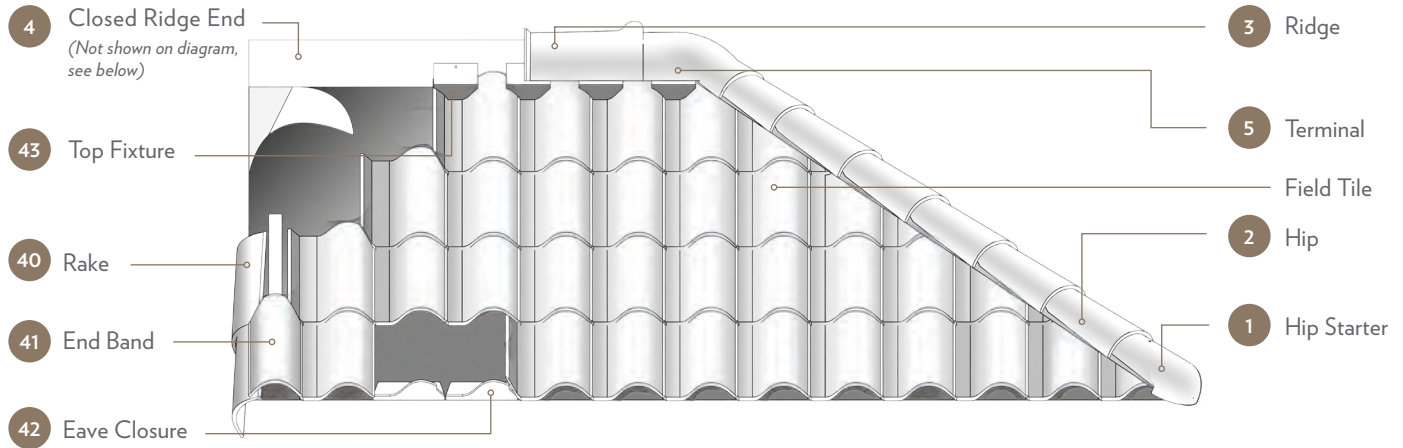


GREEN ATTRIBUTES

Ludowici terra cotta is an energy-efficient, sustainable choice for your new roof. Learn more about our green story in the Ludowici *Green Promise* brochure.



SPANISH 18 3/8" BARREL TILE



HIP & RIDGE							
Visit www.ludowici.com to download a detailed product sheet on Hip, Ridge and Decorative Hip Starters.							
PROFILE	1 HIP STARTER	2 HIP	3 RIDGE	4 CLOSED RIDGE END	5 TERMINAL		
Circular Cover Hip & Ridge Trim Group	CC-Hip Starter	CC-Hip	CC-Ridge	CC-Closed Ridge End	CC-2 Hip 1 Ridge Terminal	CC-Low Bump 2 Hip 1 Ridge Terminal	
#102/#206 Hip & Ridge Trim Group	#152 Hip Starter	#102 Hip Roll	#206 Ridge	#206 Closed Ridge End	#102/#206 2 Hip 1 Ridge Terminal	#405 High Bump 2 Hip 1 Ridge Terminal	#406 High Bump Gable Terminal

FITTINGS						
PROFILE	40 RAKES	41 END BAND	42 EAVES			43 TOP FIXTURE
	Rolled Rake	End Band	Eave Closure	Barrel Eave Pan*	Closed Eave	Top Fixture
Length	18 3/8"	18 3/8"	8 1/4"	18 3/8"	18 3/8"	5"
Exposure	15 3/8"	15 3/8"	8 1/4"	8 1/4" x 15 3/8"	8 1/4" x 15 3/8"	8 1/4"
Weight	6.8 lbs./pc.	4.6 lbs./pc.	1.2 lbs./pc.	9.0 lbs./pc.	8.0 lbs./pc.	1.2 lbs./pc.

* Barrel eave cover piece not shown, but required when using barrel eave pan.

Photos are for representation purposes only and should not be used for final product selection. Tiles ordered should be chosen from actual samples available at the time of order. Ludowici reserves the right to alter and adjust products, colors and finishes at any time. Please contact a sales representative for more information.



ALEXANDRIA METAL ROOFING - SCOPE OF WORK

NAME: _____

ADDRESS: _____

PHONE: _____

EMAIL: _____

YOUR PERFECT ROOF

CENTURA SHINGLE GREAT AMERICAN SHAKE UNIVERSAL STANDING SEAM STONE COATED

COLOR: Weathered Cedar

UNDERLAYMENT: UDLX CROMOR VENT3 MT-HT DRY-TECH

TEAR OFF EXISTING ROOF SUPPLY DISPOSAL INSTALLATION PERMITS

→ Already OFF METAL ROOFING SPECIFICATIONS & WARRANTY

- ◆ Lifetime Warranty
- ◆ 60 Galvanized Steel Core
- ◆ 40 Year Unlimited Transferability
- ◆ 100% Made in America
- ◆ 30 Year Fade & Chalk Warranty
- ◆ Rust Proof Lifetime Guaranteed
- ◆ 100% Non-Prorated
- ◆ Kynar 500 / Hylar 5000 PVDF Resin Coated Panels
- ◆ 120 MPH Wind Uplift Resistance (UL 1897)(UL 489)
- ◆ Fully Integrated Concealed Fastener & Interlocking System
- ◆ UL Listed Fire Resistance Protection (UL 790)
- ◆ 4-Way Interlocking Panels
- ◆ Labor, Materials included for service
- ◆ Synthetic Roof Aqua Guard Underlayment

ALEXANDRIA'S OFFER

28 Squares = 31 Squares w/waste
6 Squares Flat
Metal Roof + Madbit MSRP \$67818

-25% Winter Sale

Financed
~~\$20000 - Cash, Check~~
~~\$25776 - Financed~~
~~↳ 0% 18M = \$1432/mo~~
~~↳ 9.99% 132M = \$330/mo~~

-10% Bulk
~~\$45776~~
-15% CCC
\$38909

- \$2021 (48H)

MSRP 25% 10% Finance 15% CCC

Gutters \$8167 → \$5512 → \$4686
 Soffit \$







WEATHERED CEDAR



WEATHERED CEDAR



G R E A T
AMERICAN
S T E E L S H A K E

A BEAUTIFUL INVESTMENT

Think for a moment about all that your roof should provide for your home: Protection, Value, Beauty, Energy Efficiency. Does your roof accomplish these things? Many homeowners, when they really think about their roofs, discover that they have a 21st century home with a 20th century roof.

Great American Steel Shake was developed using today's most advanced technology. Due to its thoughtful design and engineering, Great American Steel Shake offers homeowners a lifetime roofing option with revolutionary finishes and coatings for increased beauty and energy efficiency.



EVALUATING YOUR NEXT ROOF

As you approach a decision concerning your next roof, it is important to evaluate what you would like to achieve with that roof. Let us look at some of the criteria you might consider.



PROTECTION

A roof provides "shelter from the storm," as it lies most vulnerable to all extremes of weather including temperatures both high and low, ultraviolet rays, wind, rain, snow, and ice. Common roofing materials like asphalt shingles, tile, and polymer products are heavily impacted by the sun's rays and extreme weather conditions.

Great American Steel Shake utilizes top-quality, G90 galvanized steel along with PVDF coatings to resist even the harshest environments. It is warranted to withstand winds up to 120 miles per hour, and to never leak due to hail of any size.



BEAUTY

While few homeowners would opt to have the same siding, windows, or doors as their neighbors, they often choose the same roofing material without considering other options. On average, a roof covers 60% of a home's exterior. A beautiful metal roof distinguishes the home from the rest of the neighborhood.

An industry-leading aesthetic warranty and proprietary paint finishes ensure this beauty lasts. Great American Steel Shake transforms a home's exterior and makes it a joy to see pulling into the driveway.



VALUE

Many of the building materials used today have evolved to offer greater benefits to homeowners than they did twenty, fifty, or one hundred years ago. However, with roofing, most homeowners are still choosing the same products they always have, products that are failing at an even more rapid rate. While traditional roofing materials may restore home value when they are new, they quickly lose that value as they age.

Great American Steel Shake is an evolved roofing solution, with a life expectancy that far exceeds that of traditional roofing materials. Its proven durability and fade and chalk resistance adds lasting value to any home.



ENERGY EFFICIENCY

Great American Steel Shake's UV-reflective coatings and integral air gap between each shingle and the roof deck dramatically reduce the transfer of summer heat into your home, saving homeowners up to 20% or even more on their summer cooling costs.

Any roof system should be installed in conjunction with proper attic ventilation for increased energy efficiency, moisture mitigation, and, in northern climates, ice dam prevention. A variety of ventilation systems are compatible with Great American Steel Shake, offering the flexibility to build the best solution for any home.





NEW CEDAR



WEATHERED CEDAR



AGED CEDAR



EVERGREEN



MISSION RED

CEDAR PRINT COLORS

Our three proprietary Cedar colors consist of a four-layer PVDF coating, sold under the names Kynar 500® and Hylar 5000® PVDF resin-based finishes. These unique finishes include a high definition woodgrain print that provides for light and dark areas on the roof. No longer does a metal roof have to be monochromatic, thanks to these coatings!

PANEL DETAILS

Panel Exposure: Approximately 12” x 24”

Weight Per Square: 90 lbs.

Product Material: G90 Galvanized Steel

Fastening Detail: Four-Way Interlocking Panels with Clips for Concealed Fasteners

LEARN MORE

Learn more about Great American Steel Shake and other energy saving and environmentally sustainable home improvement products at GreenAmericanHome.com

**Actual color may differ. Ask your independent representative for true color samples.*



Green American Home
A Division of Isaiah Industries, Inc.
info@greenamericanhome.com
888-705-5656

GREAT
AMERICAN
STEEL SHAKE
WARRANTY



GREAT AMERICAN STEEL SHAKE LIMITED WARRANTY

Lifetime / 40-Year Transferable Limited Warranty

I. WHAT IS COVERED?

The Lifetime / 40-Year, transferable, non-prorated Limited Warranty described in this document (the "Limited Warranty") applies to "Great American Steel Shake" brand and accessories ("Products" or a "Product") manufactured by Green American Home or its designee. The Limited Warranty commences on the date of installation of the Product.

II. WHO IS COVERED?

A. The original owner of the building upon which the Products are installed will receive the Manufacturing Defects and Hazards portions of this Limited Warranty for as long as they own the building. They will also receive the Chalk and Fade portion of this Limited Warranty. The attached Limited Warranty Registration must be completed within thirty (30) days after the completion of the installation in order for the owner to be entitled to the rights of this Limited Warranty coverage. Upon receipt of the Limited Warranty Registration, Green American Home will forward registration confirmation to the building owner. In the event the building is owned by a corporation or other business entity, the 40-Year Limited Warranty will replace the Lifetime Limited Warranty.

B. All future owners of the building on which the Products are installed will receive the Manufacturing Defects and Hazards portions of this Limited Warranty for a period of forty (40) years from the date of original installation. They will also receive the Chalk and Fade portion of this Limited Warranty. In order for new owners to be eligible for this coverage, the Application for Limited Warranty Transfer must be completed and sent to Green American Home within thirty (30) days from the date of the real estate title transfer.

C. In all cases, the person making a claim under this Limited Warranty must submit proof of purchase of the Products.

III. WHAT ARE THE TERMS OF THE LIMITED WARRANTY?

A. Subject to all of the terms, conditions, limitations and exclusions set forth herein, Green American Home warrants that:

1. MANUFACTURING DEFECTS:

The Products are free of manufacturing defects including manufacturing defects that lead to leaks. Furthermore, the Surface Coating and the roofing materials themselves will not crack, check, peel, flake or split.

2. HAZARDS:

a. Hail – The Products will resist perforations, chips, splits, cracks, or leaks resulting from hail.
b. Wind – The Products will resist wind uplift in velocities up to 120 miles per hour when installed in accordance with Green American Home's recommended installation procedures.
c. Fire – The Products will not support combustion.

3. CHALK AND FADE:

a. Chalk – For a period of thirty (30) years from the Date of Installation, the Coating will not chalk more than a number 8 rating, when measured per ASTM D-4214-98, method A.
b. Fade – For a period of thirty (30) years from the Date of Installation, the Coating will not change color more than 5 Hunter DE units, as determined by ASTM D-2244-02. Color change shall be measured on an exposed painted surface that has been cleaned of the surface soils and chalk, and the corresponding values measured on the original or unexposed surface. It is understood that fading or color changes may not be uniform if the surfaces are not equally exposed to the sun and elements.

B. THE FOREGOING IS THE SOLE AND EXCLUSIVE WARRANTY WHICH IS MADE WITH RESPECT TO THE PRODUCTS. Green American Home SPECIFICALLY DISCLAIMS ANY OTHER WARRANTIES, EXPRESS OR IMPLIED, INCLUDING BUT NOT LIMITED TO THE IMPLIED WARRANTIES OF MERCHANTABILITY AND FITNESS FOR A PARTICULAR PURPOSE.

IV. WHAT IS YOUR REMEDY?

If the Product fails to comply with this Limited Warranty, then Green American Home's sole and exclusive obligation shall be to refinish, repair or replace, at Green American Home's option, the particular Product which failed to comply with the Limited Warranty. Any refinishing or repair shall be done by Green American Home or its approved representatives in accordance with standard industry practices. Green American Home shall have no responsibility for any labor or installation costs of anyone other than someone approved in advance by Green American Home.

V. WHAT IS NOT COVERED?

This Limited Warranty does not apply to:

- Products which are exposed at any time to corrosive, aggressive, harmful or other abnormal weather or atmospheric conditions, including, but not limited to, the conditions present in the following areas or circumstances:
 - areas subject to salt-water marine atmospheres, or to repeated salt spray including installations within 1000 feet of salt water coastline;
 - areas subject to fallout of, or exposure to, corrosive chemicals, ash, fumes, dust (including cement dust), vapors, animal waste and confinement or other similar items;
 - areas subject to water runoff from copper, lead, nickel or silver flashings or piping or areas in metallic contact with copper, lead, nickel or silver;
 - areas subject to foreign substances, such as sand or dirt particles or other abrasive particles or substances; and
 - circumstances where corrosive fumes or condensates are generated or released inside the building.
- Damage or failure of any kind to the Product sustained during shipment or storage or during or after installation, including without limitation damage resulting from faulty or improper installation, accidental damage, settlement, structural shrinkage or distortion of the structure, hail (except as provided above), fire, lightning, hurricane, tornado, earthquakes, or other weather of a catastrophic nature as defined by the United States Weather Bureau, damage from cascading ice and snow, abnormal weathering, mildew accumulation, impact of foreign objects, Acts of God, riots, explosions, acts of war or other external forces beyond the control of Green American Home.
- Damage from causes other than ordinary wear and tear, including abuse, negligence, improper treatment, handling or exposure, vandalism, hammering, gouging, carving or other acts which might reasonably be expected to damage the Products.
- Damage caused by improper or faulty installation of the Products.
- Damage to the Product caused by alterations made after the completion of the initial installation, including structural changes, equipment installation, painting or the application of cleaning solutions, coatings or other modifications.
- Deterioration of the Product caused by contact with treated lumber.
- Any costs which are not authorized in advance by Green American Home.

VI. LIMITATION

- A color variation may occur between any new replacement Product, in comparison to the originally installed Product, due to normal weathering of the originally installed Product or a color change in the manufacturing process. Such a variance shall not be indicative of a defective Product.
- Green American Home reserves the right to discontinue or modify any product line or color. If the original Product covered by this Limited Warranty is not available at the time a claim is made under this Limited Warranty, Green American Home shall have the right to substitute a Product of substantially equal value or to refund the purchase price for the particular Product which failed.
- GREEN AMERICAN HOME'S TOTAL LIABILITY IS EXPRESSLY LIMITED TO THE REMEDIES DESCRIBED HEREIN, AND GREEN AMERICAN HOME SHALL NOT BE LIABLE FOR ANY LOSSES, DAMAGES OR EXPENSES, WHETHER DIRECT, INCIDENTAL, OR CONSEQUENTIAL, CAUSED BY OR RESULTING FROM DEFECTIVE OR NONCONFORMING PRODUCTS OR FOR ANY OTHER SPECIAL, INCIDENTAL, CONSEQUENTIAL, PUNITIVE OR EXEMPLARY DAMAGES, WHETHER ARISING FROM OR BASED UPON BREACH OF WARRANTY, BREACH OF CONTRACT, TORT, INCLUDING GREEN AMERICAN HOME'S NEGLIGENCE, STRICT LIABILITY, INDEMNITY, OR ANY OTHER CAUSE OR BASIS WHATSOEVER. GREEN AMERICAN HOME'S TOTAL LIABILITY UNDER THIS LIMITED WARRANTY SHALL IN NO EVENT EXCEED THE PURCHASE PRICE OF THE ORIGINALLY INSTALLED PRODUCTS.**
- Green American Home shall have no liability or obligation whatsoever if payment in full has not been made for any Products.
- Green American Home's total liability shall not exceed the original installed cost of the roof.
- No employee, agent or other person (including dealers, distributors or contractors) is authorized by Green American Home to assume for it any liability in addition to that set forth in this Limited Warranty.
- Green American Home reserves the right to amend, modify or terminate this Limited Warranty at any time; provided, however, that such an amendment, modification or termination shall not be applicable to any Products sold by Green American Home prior to such termination.
- This Limited Warranty is strictly limited to the Great American Shake brand as manufactured by Green American Home or its designee. Green American Home does not control the installation of its Products and cannot be held responsible for consequential damages caused by misapplication or improper installation, or for damage done to the Product by you or by third parties, by unreasonable use, by the installer, or by failure to provide necessary and proper maintenance. Defects in installation, whether or not sold by Green American Home, are warranted, if at all, solely by the installers and/or the manufacturers of related equipment used in the installation. A separate warranty covering installation of the Product may be made available by the installation contractor.
- Some states do not allow limitations on how long an implied warranty lasts and/or do not allow the exclusion or limitation of incidental or consequential damages, so the above limitations or exclusions may not apply to you. This Limited Warranty gives you specific legal rights and you may also have other rights that vary from state to state.
- Applicable Law: This agreement shall be deemed to have been made, executed and delivered:
 - In the United States of America and shall be governed and enforced in accordance with the laws of the United States and the State of New York without reference to any conflicts at law rules if the Product is sold and installed in the United States of America; and,
 - In Canada and shall be governed by and enforced in accordance with the laws of Canada and the Province of Ontario without reference to any conflicts at law rules if the Product is sold and installed in Canada.
- If any provision of the Limited Warranty is held by a court of competent jurisdiction to be invalid, void or unenforceable, the remaining provisions shall nevertheless continue in full force without being impaired or invalidated in any way.

VII. WHAT ARE THE PROCEDURES FOR MAKING CLAIMS?

A. Claims under this Limited Warranty must be made in writing, within thirty (30) days after the date that the damage or defect is first discovered, or reasonably could have been first discovered. Claims must be sent to the following address:

Green American Home
Attn: Warranty Registration
P.O. Box 701
Piqua, OH 45356

B. The notice of claim must include the name, address and phone number of the person making the claim, a description and photos of the alleged damage or defect, the Date of Installation, and the name of the person from whom it was purchased. Green American Home may request the submission of additional information. Green American Home also has the right to perform field inspection of the Products and must be given a reasonable opportunity to inspect the material.

To register your GREAT AMERICAN STEEL SHAKE LIMITED WARRANTY, please detach, complete and mail warranty form as a postcard or enclose in an envelope within 30 days of installation.

To transfer your GREAT AMERICAN STEEL SHAKE LIMITED WARRANTY, please call us at 1-888-705-5656.

Or complete the attached Warranty Transfer and mail it to us as indicated within 30 days of ownership transfer.

GREAT AMERICAN STEEL SHAKE LIMITED WARRANTY REGISTRATION

To register or transfer your GREAT AMERICAN STEEL SHAKE WARRANTY,
please complete and mail form within 30 days from installation.

Home/Business Owner Name _____	Dealer Company Name _____
Street Address _____	Dealer's or Installer's Signature _____
City, State, Zip _____	No. of Squares Installed _____ Installed Cost _____
Phone _____	Date of Installation _____ Color of Product Installed _____
Owner's Signature _____	Owner's Email Address _____

Please complete this optional survey as part of your warranty registration. Your answers will help us provide better customer service and support.
This information will be kept strictly confidential.

Annual Household Income:

_____ Less than \$30,000	_____ \$61,000 - \$75,000
_____ \$31,000 - \$45,000	_____ \$76,000 - \$99,000
_____ \$46,000 - \$60,000	_____ \$100,000 or More

Your Education:

_____ High School Diploma	_____ Postgraduate Study
_____ Associate's (2-yr.) Degree	_____ Master's Degree
_____ Bachelor's (4-yr.) Degree	_____ Doctorate

Your Age:

_____ Under 35	_____ 56 - 65
_____ 36 - 45	_____ 66 - 75
_____ 46 - 55	_____ Over 75

Your Profession:

Position: _____
Industry: _____

Spouse's Profession:

Position: _____
Industry: _____

Why did you choose Great American Steel Shake? _____

How did you discover Great American Steel Shake? _____

Previous Roof Was:

_____ Wood Shake / Shingles	_____ Fibrous Cement
_____ Composition Shingles	_____ Other:
_____ Tile	_____ New Construction

If a Reroof, Old Roof Was:

_____ Torn Off	_____ Roofed-Over
----------------	-------------------

What is Your Favorite....

Magazine: _____
Newspaper: _____

Radio Format: ___Talk ___Classical ___Light Sounds
___Country ___Latin ___Pop ___Rock ___Other

Television Show Format: ___News ___Drama ___Comedy ___Other

Would you recommend Great American Steel Shake to your friends? ___
Why? _____

Would you recommend your independent dealer to your friends? ___
Why? _____

Do you have any referrals to friends at this time? _____

Cut, fold, tape all edges, and mail above Warranty Registration. Save the portion below for Warranty Transfer.

40 YEAR WARRANTY TRANSFER

When the property is sold, this Great American Steel Shake Warranty must be transferred to the new owner(s).
Complete and mail this portion in an envelope according to instructions on back

Original Owner's Name _____	Original Owner's Signature _____
New Owner's Name _____	Street Address _____
Date of Installation _____	City, State, Zip _____
Date Property Transferred _____	

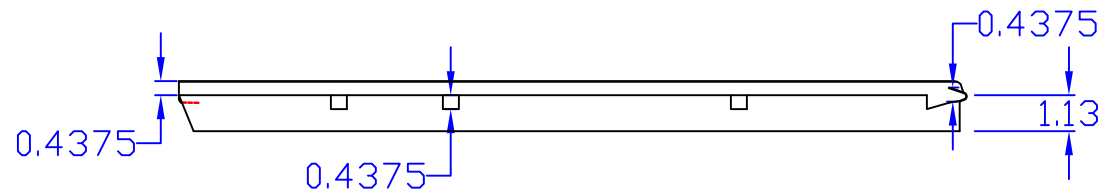
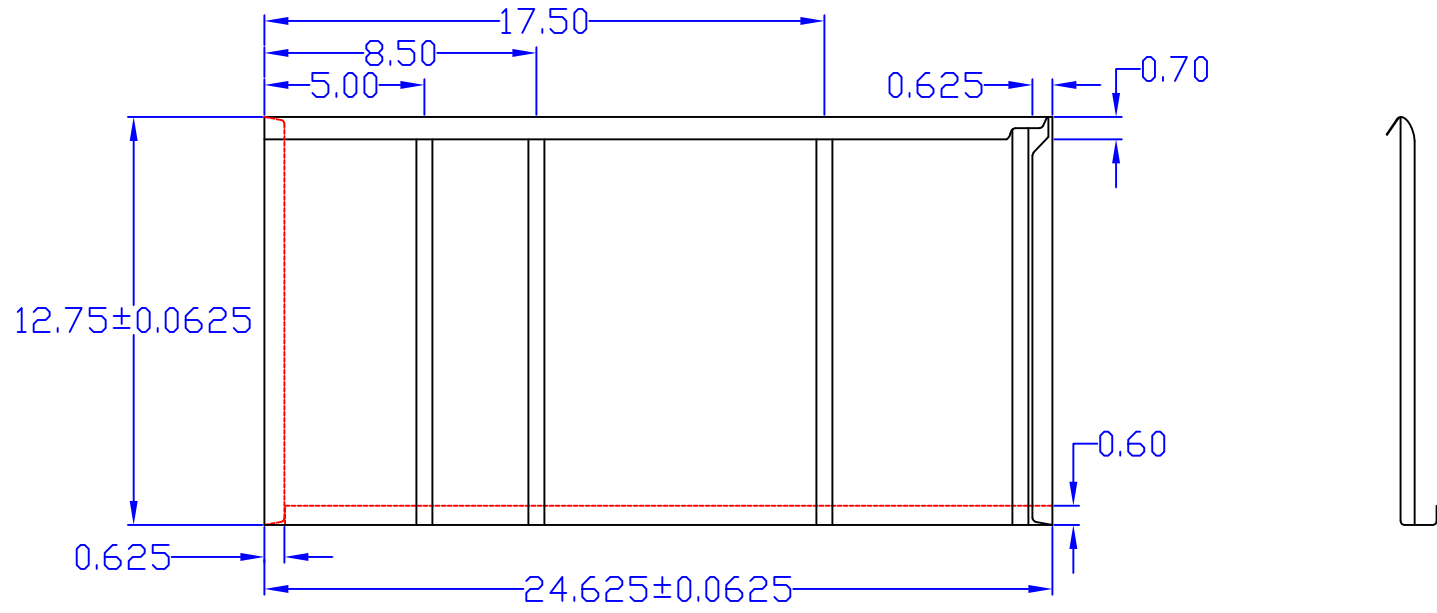
PLACE
POSTAGE
HERE

Green American Home
Attn: Warranty Registration
P.O. Box 701
Piqua, OH 45356



To Register Warranty Transfer
Fill out reverse side of this section, cut out, and mail in an envelope
to Green American Home, PO Box 701, Piqua, OH 45356

Revision	Description	Date
----------	-------------	------



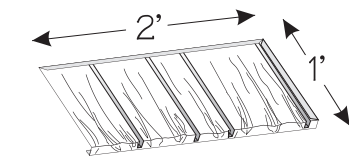
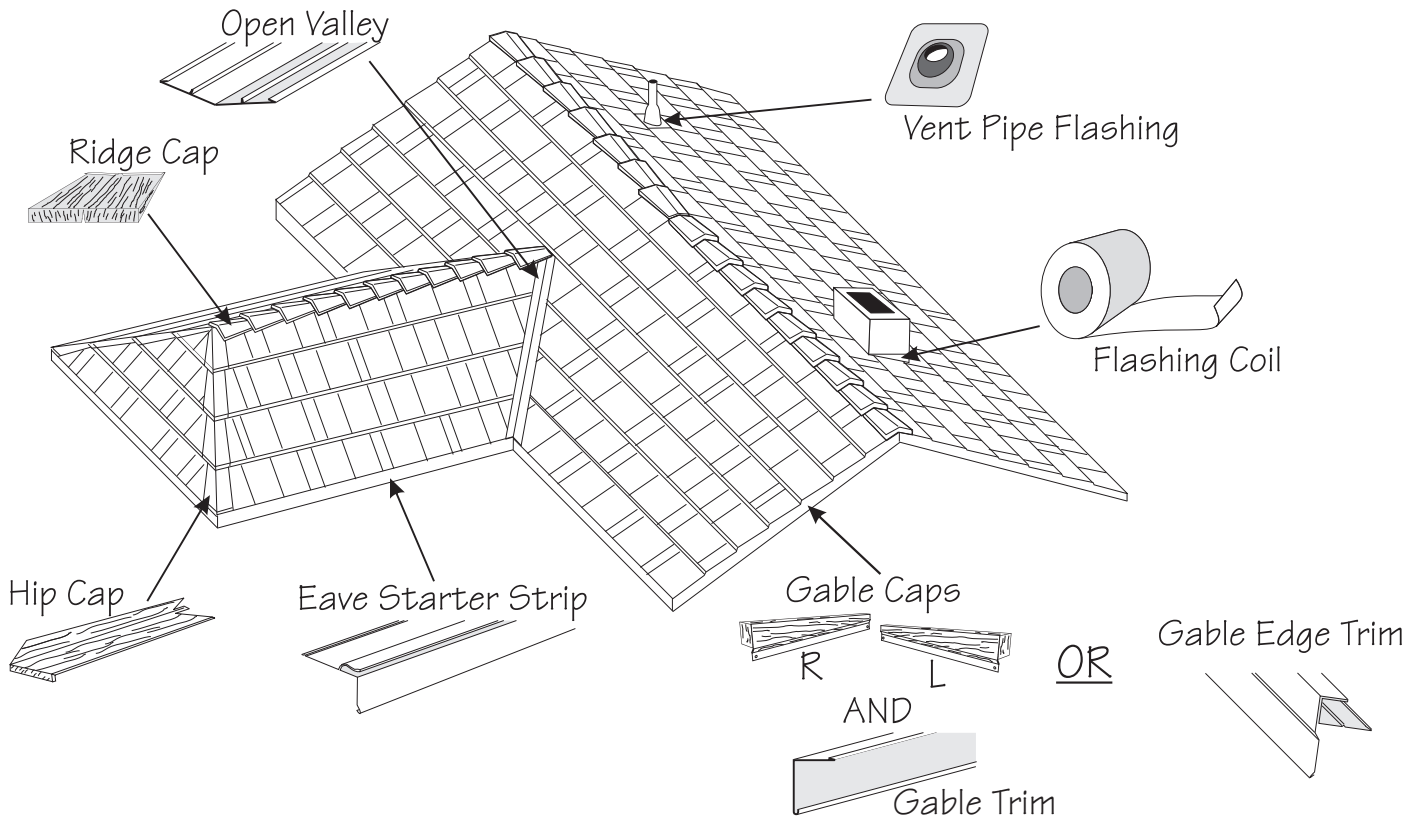
Exposure:	12" x 24"
Metal:	G90 steel ASTM A653/A924
Metal thickness:	.0142" nominal
Strip width:	28.625"

Drawn By: Eric Voress	Classic Products, Inc.
Date: 1/10/2014	Part Name: Great American Shake Steel
Scale: 1:6	Part Number: 5401



ALUMINUM ROOFING INSTALLATION INSTRUCTIONS

This manual provides installation instructions for the Great American Shake Roofing System. For any other installation questions, call Green American Home technical support at 1-888-705-5656.



Great American Shake

GENERAL GUIDELINES

Use only Green American Home's aluminum ringshank nails. Nails should be long enough to penetrate sheathing or at least 1" into solid lumber.

Use only accessories supplied by Green American Home, with matching finish. Do not apply copper, tin, galvanized steel, iron, tene or other dissimilar metal parts with these aluminum roofing systems.

Minimum pitch is 3:12. On steep installations, distribute weight loads by placing planks under ladders or other scaffolding used on the roof.

Shingles are walkable, but care should be taken to step on the upper halves of the shingles, where the panels are closest to the decking.

Research local building codes before starting a project.

SPECIAL INSTALLATION NOTES

Letters to the right of each heading refer to these notes

A:

This flashing has a return flange to act as a channel for water to run down the roof under the shingles. Be careful not to flatten this return flange. No nails should penetrate the flashing within this channel area. Fasten the flashing to the roof with Nail Clips 12" on center. Also, the shingle at the bottom of this channel should be notched to allow the water to run out. Shingles should be secured with a Nail Clip outside the return flange.

B:

Insulate aluminum flashings from contact with existing metal or masonry with a coating of roofing cement and a layer of roofing underlayment.

C:

Install shingles into this flashing with a ¼" gap between the edge of the shingle and the inside of the flashing, to allow water to run down the roof.

D:

If starting shingles out of this flashing and proceeding to the left, remember to stagger succeeding courses with full, ½, ¾ and ¼ shingles.

E:

Uphill flashings should nest inside or lap downhill by 6" and be sealed with Sealant (C-190)

Installation Sequence

1. Prepare roof and apply underlayment.
2. Install **EAVE STARTER STRIP**.
3. Install **GABLE EDGE TRIM** or **GABLE TRIM** in preparation for later installation of **GABLE CAPS**. Also install **VALLEYS** and **FLASHINGS** as needed
4. Install **SHINGLES**, left to right, eave to ridge, and **HIP CAPS**.
5. Install **RIDGE CAPS**.
6. Install **SIDING CORNERS**, if needed.

Roof Preparation

Shingles may be installed over solid sheathing, old composition shingles, or thin (3/8" butt) wood shingles. To prepare for reroofing, nail down any loose or curled shingles and protruding nails, cut off overhanging shingles and remove any ridge or hip caps. When installing over wood shingles, cut back the shingles 4" from eaves and fill this area with new lumber. Sweep the roof clean. Shingles may not be installed over thick wood shakes, tile, cement shakes, or metal.

Underlayment

Cover entire roof with minimum 30 lb. felt or equivalent underlayment, from left to right, eave to ridge. Allow felt to overhang eaves by 1½", and extend up pipes and penetrations by 1½". Lap head and end joints 18", lap successive courses 6". Nail 12" on centers using Plastic-Top Felt Nails (N-501).

As an option for areas with heavy ice and snow potential, use ice & water shield or similar underlayment above overhanging eaves plus two feet past exterior wall line.

Starter Strip and Gable Treatment

E

Fold overhanging felt against fascia and apply Starter Strip (SH-402) at the eaves. Nail to roof deck 12" on center. At a corner, snip the drip edge bead and top lock to bend Starter Strip around corner. Join two Starter Strips together by snipping 1" from top lock and sliding the two parts together, nested inside each other.

Two gable treatments are available: Gable Edge Trim, an all-in-one lineal channel (SH-417) or Gable Caps, for a realistic shake look (SH-406). Gable Caps require the prior installation of Gable Trim (SH-405). In areas of heavy snow, use Flared Gable Trim (**see Illustration 1**).

Gable Edge Trim

A C D E

Plumb cut the trim, and snip according to Illustration 1 to accommodate Starter Strip. In areas of high wind potential, face nail the drip edge to gable fascia with trim nails and apply Touch-Up Paint (SH-475).

Gable Trim & Gable Caps

A D E

Install Gable Trim (SH-405) fastening with Nail Clips 12" on center to the roof deck. Install shingles to overhang the gable edge by ¾". After shingle installation, Gable Caps (SH-406) are applied to the ends of the shingles and nailed to gable fascia through pre-punched holes, or riveted to shingles or Gable Trim. At the ridge, gable trim from one side should be bent down and lapped over the other.

SHINGLES

Begin installing Great American Shake (4001) at lower left corner. Slide bottom lock of shingle into Starter Strip. To fully engage shingle interlocks, tap with hammer handle until shingle locks securely on bottom and left. Fasten two Nail Clips on top lock. On installations over wood shingles on spaced sheathing, the Nail Clip can be used on the right-hand lock at a level which allows secure fastening through the old shingles and into a lathe board.

Continue installing shingles left to right, eave to ridge by engaging the bottom and left locks to surrounding shingles and/or Starter Strip. For maximum wind resistance and to avoid a "pattern" appearance on the roof, successive courses are staggered by starting with ½, ¾ and ¼ shingles. The fifth course from the eave should start with a full shingle, then the pattern repeats. Cut shingles and remove the left portion.

Great American Shake can be insulated, using a slide-in polystyrene foam insert. This foam does not affect installation procedures, except that extra care must be taken to assure that the shingle interlocks are fully engaged. The foam adds extra rigidity for walking. Use insulated shingles to form "paths" in high-traffic areas.

ACCESSORIES AND FLASHINGS

Open Valley

A D E

Prepare the valley by laying a full width of 30 lb. felt (or equivalent underlayment) down the valley, using Plastic-Top Felt Nails (N-501). Chalk the center line of the valley, and set Open Valley (SH-425) in place. Trim Open Valley ¾" past the eave and fold into Eave Starter Strip. Top of Open Valley flashing should extend past the top of roof by 4" and be folded down. Run Open Valley in one length if possible, or lap uphill portions 6" to 10" over downhill portions and seal. Shingles must be cut and bent to lap the Open Valley ridge dams. When a shingle course reaches the valley, the shingle that runs into the valley must be trimmed and folded over the Open Valley ridge dam (the raised fold between the middle of the valley and the return flange). The shingle should be marked ¾" past the ridge dam at the top of the shingle, and 1¾" past it at the bottom of the shingle. Draw a line to connect these marks, and cut. Then fold the resulting angled flange down over the Open Valley ridge dam, so that the bottom of the flange laps the flange of the shingle below it (**see Illustration 4**).

Hip Caps

D

Where the butt of a shingle reaches hip line, fold excess over hip line. Trim away excess which extends more than 3" past hip line. Use extra nailing clips on shingles at the hip. Hip Caps (SH-408) are installed by locking the front edge of each hip cap onto the butt edge of the shingles on either side of the hip. The top lock of the shingle is slit just enough to allow the Hip Cap to extend its full length up the roof. Install the next course of shingles above the Hip Cap. Face-nail through the shingle into the cap below, with three nails on either side of the hip line. These nails should be in a part of the shingle which will be covered by the next Hip Cap to be installed (**see Illustration 7**).

Note that Hip Caps and Mansard Caps may be used without modification only when each side of the hip is the same pitch.

Mansard Caps

D

For use on the corners of mansard roofs or very steep hip roofs, Mansard Caps (SH-420) are installed similar to Hip Caps, above.

Sidewall Flashing

A B C D E

Sidewall Flashing (SH-421) is a "J" channel with a return flange on the roof deck and a leg extending up the wall which should be inserted behind the sidewall covering. If the flashing cannot go behind the siding, fasten it to the sidewall and seal, or secure to wall with terminator bar and seal. If the sidewall is masonry, treat as chimney side flashing, below (**see Illustration 3**).

Chimney Flashing

A B C E

Make a ½" cut in the masonry above existing flashings and parallel to the roof deck. On the downhill side of the chimney, field-form a flashing to be received into this cut, extend down to the roof deck and 4" out on top of the installed shingles below. On sides of chimney, field-form flashings to be received into the cuts, extend down the chimney and 4" out onto the deck, where a ¾" ridge should stand. The flashings should continue 3" beyond this ridge, where they should have a ½" return flange. Shingles should be formed over this ridge similar to Open Valley ridge dams. The downhill ends of chimney side flashings should rest on top of the downhill chimney flashing. The uphill side of the chimney should be crickets and a flashing should be formed to be received into the ½" cut, extend down over the cricket, and rest on top of the chimney side flashings. The uphill portion of this flashing should lay beneath the shingles above. Sidewall Flashing can be used in place of the field-formed side flashings (**see Illustration 2**).

Vent Pipe Flashing

A E

Bring felt 1½" up around pipe, and add an additional piece of felt extending 18" to each side, the downhill side of which should rest on top of the shingles beneath the vent pipe flashing. Seal felt seams, especially around pipe, with roofing cement. Bend ¼" return flanges on the sides and top of the flashing. Install the vent pipe flashing (SH-531 to SH-534) when enough shingles have been installed that the bottom of the flashing will lay on top of shingles below. Fasten the flashing with Nail Clips attached to the return flanges. Then install shingles around the pipe, cutting as necessary to allow only the pipe and neoprene boot to show (**see Illustration 6**).

NOTE: Please contact technical support for other pipe flashing installation methods approved for specific geographic areas.

Ridge Caps

The ridge must be watertight before installing Ridge Caps. Either: 1) bend the top course of shingles over the ridge by at least 2" or 2) field-form a flashing to make the ridge watertight. Install a field-formed starter piece on the ridge at the gable end to lock the first cap over. The first cap must either install into Gable Edge Trim as a shingle would, or be bent and fastened to gable fascia if Gable Caps are used. Install Ridge Caps by engaging back flange into front flange of previously-installed caps. Fasten with two Nail Clips on each return flange (4 per cap). Ridge Caps may be started at both gable ends and work toward the middle, where a trimmed cap attached with sheet metal screws will join them. Seal screw heads (**see Illustration 5**).

SPECIAL INSTRUCTIONS— FIRE-RETARDANT RATINGS

The normal underlayment of 30 lb. asphalt-saturated organic felt confers an I.C.B.O. Class C fire rating for both new and reroofing applications. The following are types of underlayment needed to meet Class A or B ratings:

New Roofing Class B

One layer of 72 lb. fiberglass mineral surface cap sheet or one layer of Elk VersaShield.

New Roofing Class A

Two layers of 72 lb. fiberglass mineral surface cap sheet or two layers of Elk VersaShield.

Reroofing Class B

One layer of 72 lb. fiberglass mineral surface cap sheet (for reroofing over wood shingles); one layer of 28 lb. asphalt-saturated fiberglass roll roofing felt (for reroofing over composition shingles); or one layer of Elk VersaShield.

SIDING INSTALLATION INSTRUCTIONS

Note: read roofing instructions first to learn basics of aluminum shingle installation.

To install as siding, begin by installing Siding Starter Strip (SH-412) around base of walls, leaving ½" between Starter Strip and corners. Install shingles left to right. Follow nailing procedures as per roofing. Also, be sure to stagger successive courses with full, ½, ¾ and ¼ shingles. Install J-Channel at top of wall to receive tops of last course of shingles. Trim top shingles as necessary to fit into J-Channel. Since top lock will be missing, top shingles must be nailed through the shingle inside the J-Channel. Use at least two aluminum nails per shingle, and seal.

Inside Corners

D

Install a 1¼" square strip of wood into inside corners, then install J-Channel (SH-404) with the base of the "J"s against this wood, nailing to walls 12" on center. Install shingles into the J-Channel.

Window and Door Treatment

D

Prior to reaching openings, install J Channel flush against window and door molding. Install shingles into vertical J-Channel trimmed to fit. Bottom of vertical J-Channel should rest outside of shingles below. Install shingles into J-Channel below windows similar to installing top course of shingles as described above. Install shingles above windows by trimming the shingles 2" below the base of the J-Channel and folding the excess into the J (**see Illustration 8**).

Outside Corners

D

Siding Corners (SH-413) cover the outside corners, one per course. Install siding corners, bottom to top, by capping corner over the butt ends of the shingles and fastening top flange to the exposed corner.

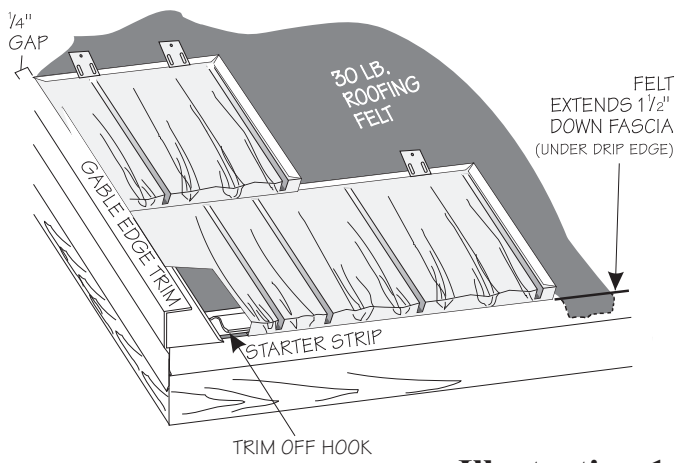


Illustration 1

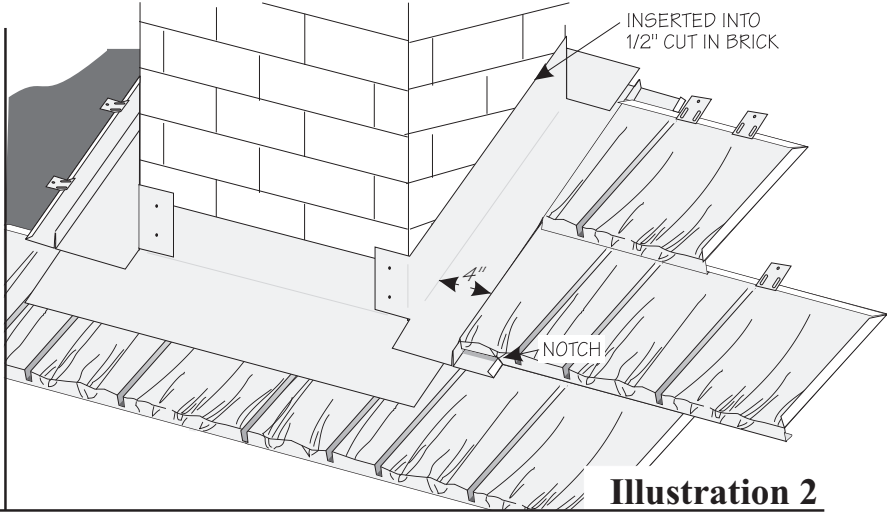


Illustration 2

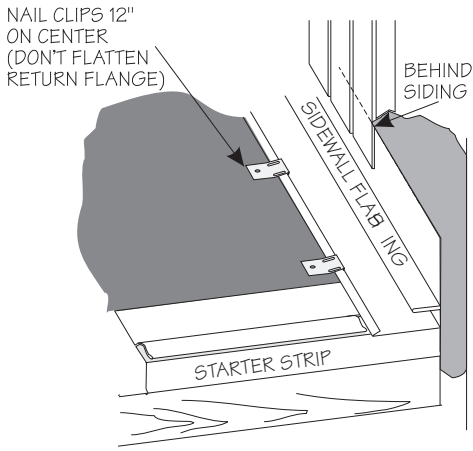


Illustration 3

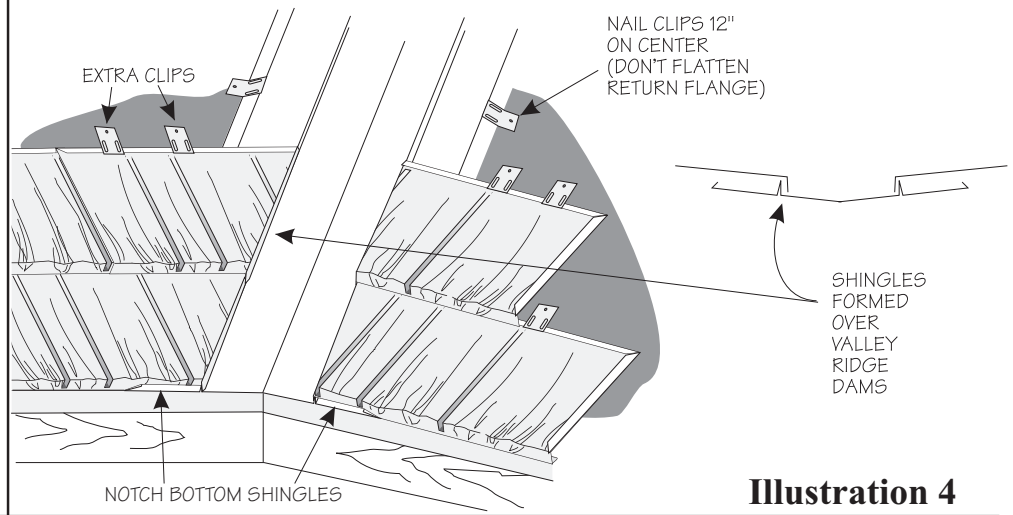


Illustration 4

MAKE RIDGE WATERTIGHT BEFORE INSTALLING RIDGE CAPS:



-OR-

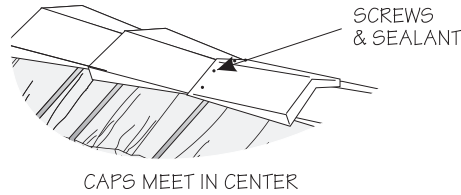
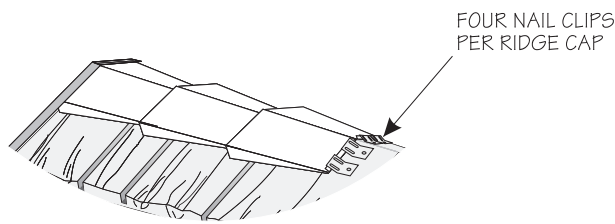
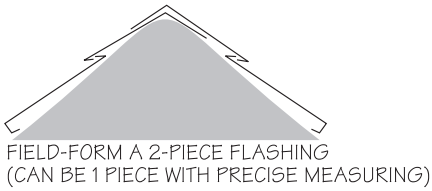


Illustration 5

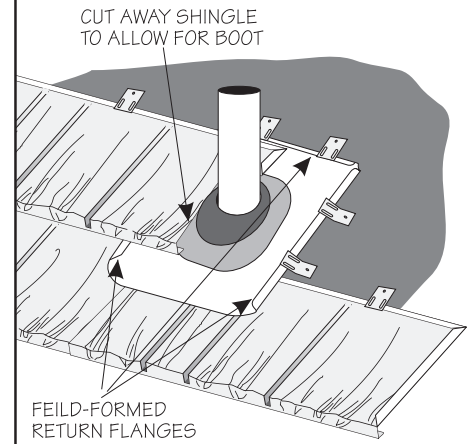


Illustration 6

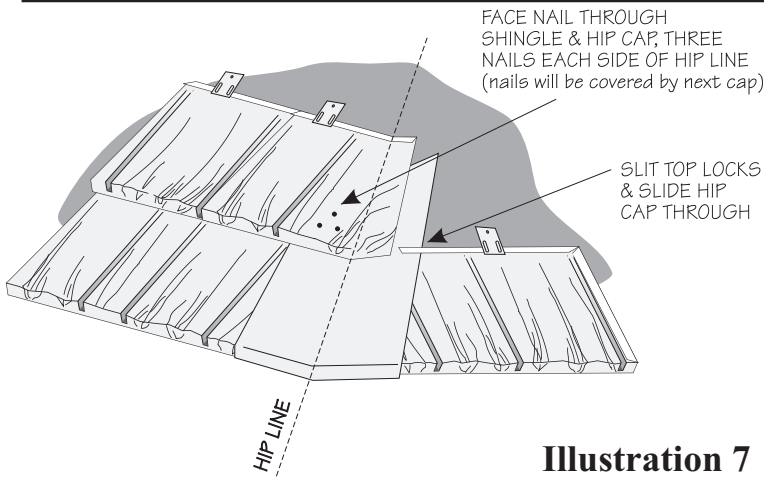
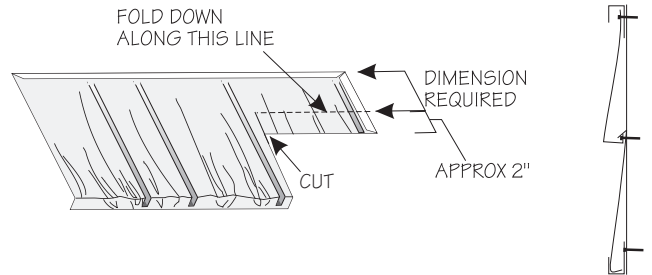


Illustration 7



CUT AND BEND SHINGLE INTO J-CANNEL BELOW WHEN GOING ABOVE WINDOW OR DOOR

Illustration 8

STATEMENT COLLECTION™

SELECT COLORS, PROFILES AND TEXTURES

**ColorPlus®
Technology
Availability**

ARCTIC WHITE	COBBLE STONE	TIMBER BARK	KHAKI BROWN	MONTEREY TAUPE	IRON GRAY	BOOTHBAY BLUE	GRAY SLATE	EVENING BLUE	NAVAJO BEIGE	AGED PEWTER	PEARL GRAY	LIGHT MIST	NIGHT GRAY	MOUNTAIN SAGE	COUNTRY-LANE RED	HEATHERED MOSS	RICH ESPRESSO	WOODSTOCK BROWN	DEEP OCEAN
--------------	--------------	-------------	-------------	----------------	-----------	---------------	------------	--------------	--------------	-------------	------------	------------	------------	---------------	------------------	----------------	---------------	-----------------	------------

HARDIEPLANK® LAP SIDING

SELECT CEDARMILL®	7.25" (6" exp)																			
	8.25" (7" exp)																			

HARDIEPANEL® VERTICAL SIDING

SELECT CEDARMILL®	4' x 10'																			
SMOOTH	4' x 10'																			

HARDIESHINGLE® SIDING

STRAIGHT EDGE PANELS (7" exp)																				
STAGGERED EDGE PANELS (6" exp)																				

HARDIESOFFIT® PANELS

VENTED SELECT CEDARMILL®	12" x 12'																			
NON-VENTED SELECT CEDARMILL®	12" x 12'																			

Products offered in **Detroit, Ohio** and **Chicago**
See reverse for HardieTrim® Board availability

Colors shown are as accurate as printing methods will permit. Please see actual product sample for true color.




5/4 HARDIETRIM® BOARDS

	Thickness	Color Availability																			
		ARCTIC WHITE	COBBLE STONE	TIMBER BARK	KHAKI BROWN	MONTEREY TAUPE	IRON GRAY	BOOTHBAY BLUE	GRAY SLATE	EVENING BLUE	NAVAJO BEIGE	AGED PEWTER	PEARL GRAY	LIGHT MIST	NIGHT GRAY	MOUNTAIN SAGE	COUNTRY-LANE RED	HEATHERED MOSS	RICH ESPRESSO	WOODSTOCK BROWN	DEEP OCEAN
ROUGHSAWN	3.5"																				
	5.5"																				
	7.25"																				
	9.25"																				
	11.25"																				
SMOOTH	3.5"																				
	5.5"																				
	7.25"																				
	9.25"																				
	11.25"																				

4/4 HARDIETRIM® BOARDS

	Thickness	Color Availability																			
		ARCTIC WHITE	COBBLE STONE	TIMBER BARK	KHAKI BROWN	MONTEREY TAUPE	IRON GRAY	BOOTHBAY BLUE	GRAY SLATE	EVENING BLUE	NAVAJO BEIGE	AGED PEWTER	PEARL GRAY	LIGHT MIST	NIGHT GRAY	MOUNTAIN SAGE	COUNTRY-LANE RED	HEATHERED MOSS	RICH ESPRESSO	WOODSTOCK BROWN	DEEP OCEAN
ROUGHSAWN	3.5"																				
	5.5"																				
	7.25"																				
	9.25"																				
	11.25"																				
SMOOTH	3.5"																				
	5.5"																				
	7.25"																				
	9.25"																				
	11.25"																				
RUSTIC BATTENS	2.5"																				
SMOOTH BATTENS	2.5"																				

ROOFAQUAGUARD.COM




ECO
 Roll Dimensions: 48" x 250"
 Roll Size: 1,000 Sq. Ft.
 Roll Weight: 27 lb
 Packaging: 39 Rolls/Pallet
 37 Pallets/Truckload



MT
 Roll Dimensions: 36" x 66"
 Roll Size: 200 Sq. Ft.
 Roll Weight: 70 lb
 Packaging: 25 Rolls/Pallet
 22 Pallets/Truckload



MT-HT
 Roll Dimensions: 36" x 66"
 Roll Size: 200 Sq. Ft.
 Roll Weight: 74 lb
 Packaging: 25 Rolls/Pallet
 21 Pallets/Truckload



UDLX
 Roll Dimensions: 60" x 200"
 Roll Size: 1,000 Sq. Ft.
 Roll Weight: 40 lb
 Packaging: 36 Rolls/Pallet
 27 Pallets/Truckload



DRY-TECH
 Roll Dimensions: 39" x 61.5"
 Roll Size: 200 Sq. Ft.
 Roll Weight: 17 lb
 Packaging: 32 Rolls/Pallet
 24 Pallets/Truckload



BREA-II
 Roll Dimensions: 59" x 164"
 Roll Size: 807 Sq. Ft.
 Roll Weight: 30 lb
 Packaging: 20 Rolls/Pallet
 42 Pallets/Truckload

Whether you're designing a new building or retrofitting an existing one, your building has unique needs. We want to address those needs with quality products that stand apart from the competition. Please feel free to contact us to discuss your needs as well as the test data and code listings for our products.



Isaiah Industries, Inc.
 8510 Industry Park Dr.
 PO Box 701
 Piqua, OH 45356
 800-543-8938
info@rooфаquaguard.com

Isaiah Industries, Inc., established in 1980, is a leading manufacturer of specialty residential metal roofing systems. We are known for our shake, shingle, slate, and tile facsimile products. In 2014, seeking to always be on the leading edge of construction technology, we acquired the North American distribution rights to the RoofAquaGuard family of underlayments and membranes. With an original focus on low weight, durable, slip-resistant, synthetic underlayments, we have expanded the RoofAquaGuard family to include self-adhering ice and watershield products, breathable membranes, and energy efficient products.

RAG-201



ROOFAQUAGUARD

High Performance Building Products

ENHANCING BUILDING PERFORMANCE

THE EVOLUTION OF BUILDING TECHNOLOGY

Advancements are constantly being made in building technology. Advancements that help buildings to be more energy efficient, healthier, and longer lasting. These technological advancements make buildings more valuable, more comfortable, and even easier to sell when that time comes. They also reduce operating costs, which can have a huge impact on your bank account.

However, when one thing is changed in terms of building construction, it can have ramifications in other areas. As a simple example, when buildings were designed to be more airtight, we experienced more problems with condensation and mold which needed to be addressed.

At RoofAquaGuard, we understand building science. We are committed to developing products including underlayments, rainscreen materials, and other membranes that address the needs of today's buildings. Our desire is to make buildings healthier, more efficient, and longer lasting.



ECO

- Mechanically fastened, economical but efficient, light-weight synthetic roofing underlayment that is ideal for asphalt shingle installations where budget is a concern.
- Proprietary anti-slip top surface with excellent traction properties increases "foot-hold" under all conditions.
- 48" wide rolls have ten squares of material and weigh under 30 pounds. Withstands exposure up to 90 days.

MT

- High quality, high temperature, self-adhering ice and watershield product designed for asphalt shingles as well as metal roofing.
- Self seals around nails and provides protection for critical areas such as eaves, valleys, gables, flashings, dormers, and skylights.
- Excellent low temperature flexibility with adhesion down to 40 °F degrees.
- Slip-resistant, non-granulated top surface.

MT-HT

- Premium, high temperature ice and watershield product ideal for tile, metal, and other roofs with scrim reinforced top surface.
- Self seals around nails and provides protection for roof areas prone to ice and water intrusion.
- Miami-Dade approval, including tile roof applications.
- Adheres down to 40 °F degrees.

UDLX


- Premium, extra-thick synthetic underlayment for use under metal and other roofing materials.
- Proprietary, anti-slip top surface is favored by roof installers in all climates.
- Wide 60" rolls have ten squares of material for fast installation with a weight of 40 pounds.

DRY-TECH

- Specifically designed for use with the growing metal roofing market to allow air flow between the deck and the metal panel for ventilation, sound attenuation, and energy efficiency.
- Makes any metal roofing system more energy efficient by creating an integral thermal break.
- Also applicable for wood shingle roofs and as a rainscreen for sidewall applications.

BREA-II

- A very strong, multilayer, breathable, synthetic roofing underlayment for use on pitched roofs.
- Soft, comfortable top surface features slip resistant walkability.
- Designed to provide breathable building technology for construction where health and air safety are of major concern.
- Offers extra breathability for buildings with limited ventilation.



ROOFAQUAGUARD
High Performance Building Products



Photo Credit: Visbeen Architects



Quality Aluminum Products

Product Quality

Exceptional Service

2020/2021
CATALOG

We Answer with Quality

WHY CHOOSE QUALITY ALUMINUM PRODUCTS?

We manufacture a full line of aluminum and steel products including aluminum siding, soffit, fascia, trim coil and rain carrying products.

The Clark family has been active in the building products industry for over 65 years. Bud and Bob Clark began their careers with Wolverine Aluminum in the 1950's, and started Clark Brothers Metal Fabricators in 1971. They began manufacturing residential building products in plants located in Grosse Ile, Michigan and Sarasota, Florida and had distribution centers in Nashville, Jacksonville and Tampa, Florida. Clark Brothers was acquired by World Mark Corporation in 1984 and the Clarks stayed on in management roles until 1990 at which time they resigned, starting Quality Aluminum Products in 1991. With two facilities in Flat Rock and Hastings, Michigan, we have been able to grow and expand in many markets throughout the country with great success.

We currently service the Midwest, from the East coast as far as Idaho, and southern markets like Georgia, Alabama and North Carolina.

Three important factors rank Quality Aluminum as a leader in the building products industry. Most important is our product quality: we manufacture residential and light commercial products to the highest industry standards. Our Home Ventilation Institute certified vented products are key to protecting your most valuable asset...your home. With a large selection of products and our wide range of designer colors, we can assure your home will stand above the rest. Second is our competitive pricing: we strive to sell a high quality product at a fair market value. Last is our exceptional, second to none service. We can tailor our service to meet your specific needs, less than carton quantities, custom bending, special orders and convenient delivery or pick up options.

We take pride in our business are dedicated to our partners and our many loyal distributors who value our strong commitment to the industry. If you demand excellence in product, pricing and service – choose Quality Aluminum Products. Please contact us at 1-800-550-1667.

Quality Aluminum Products is a manufacturer of residential aluminum and steel building products.



TABLE OF CONTENTS

VENTILATION & CERTIFICATION.....	1-2
V-GROOVE SOFFIT.....	3-4
ALUMINUM FASCIA.....	5-6
SOFFIT ACCESSORIES.....	7-8
Z-BAR.....	9
ROOFING MATERIALS.....	10-15
GALVANIZED ROOFING MATERIALS.....	16
FLASHINGS & STARTER STRIP.....	17
GALVANIZED STARTER STRIP.....	18
STEEL FLASHINGS.....	19
ROLL FLASHINGS.....	20-22
ALUMINUM SIDING.....	23-24
SIDING ACCESSORIES.....	25
VINYL FLASHING & ACCESSORIES.....	26
COIL STOCK & TRIM NAILS.....	27-28
TRIM COIL CROSS REFERENCE.....	29-30
GUTTER COIL.....	31
GUTTER COLOR LEGEND.....	32
GUTTER ACCESSORIES.....	33-37
DECK FLASHING.....	38
CUSTOM BENDING.....	39
FREIGHT, RETURNS, SPECIFICATIONS, & WARRANTY.....	40

WHY VENTILATE?

A balanced ventilation system should be a priority. With this system, wind flowing over the roof ridge creates a negative pressure drawing the warm air from the attic. Cool air enters through a properly vented soffit system cooling the roof and exiting through roof, gable or ridge vents. Even on calm days the natural ability of rising warm air maintains a continuous airflow all year with no energy consumption or mechanical parts. Normal building code requirements of ventilation or net free area (NFA) –the total unobstructed area through which air can enter or exhaust with a non-mechanical ventilation system, are as follows: Minimum NFA of one square foot of ventilation for every 150 sq. ft. of attic floor space.

OR

Minimum NFA of one square foot of ventilation for every 300 sq ft of attic floor space, if: 50% to 80% of the required ventilation area is provided by vents located in the upper portion of the space to be ventilated at least 3 feet above the eave/soffit vents with the balance of the required ventilation provided by eave or cornice vents. (2000 Michigan Residential Code)

OR

Minimum NFA of one square foot of ventilation for every 300 sq. ft. of attic floor space, when a vapor barrier of 1 perm or less is installed on the warm side of the ceiling.


Everyday activities in your home can cause major problems for your roof and attic. Proper ventilation is the key.

In cold weather, warm moist air can be generated by simple home activities such as showers, laundry and cooking.

In warm weather, heat build up can occur causing premature aging of wood structure and roofing materials. Heat also transfers back into your living space reducing the home's energy efficiency.



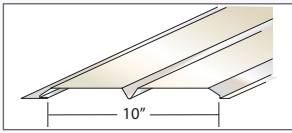
The following matrix shows our certified NFA soffit values placing Quality Aluminum Vented Soffit as a leader in the industry.

(Always confirm specific requirements with local building codes)		
	Product	Average NFA (in ²) Per Lineal Foot
All Vented Soffit is tested by TEES-ESL per the HVI 916, air flow test procedure for Net Free Area (NFA). Test results are certified by the Home Ventilating Institute (HVI).	LVP10	9.6
	LVP12	11.4
	CVPT4	5.0
	LVPT4	23.2
	CVQ4	15.1
	LVQ4	25.0



V-GROOVE SOFFIT

SVP10



10" SOLID V-PANEL

- 112 Tuxedo Gray
- 200 Black
- 202 Royal Brown
- 204 Grecian Green
- 223 Imperial Brown
- 238 Hickory
- 250 Musket Brown
- 280 White
- 360 Terratone
- 713 Wicker
- 801 Almond
- 818 Bronze
- 819 Herringbone

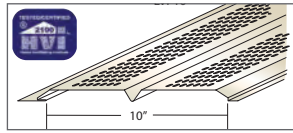
Special colors or .024 soffit available – 10 carton min.

CARTON CONTENTS

- 10 Pieces • 12 Ft. Lengths
- To Cover 100 Sq. Ft. • 31 Lbs.

LVP10

NFA 9.6



10" LANCED V-PANEL

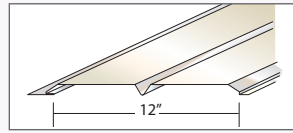
- 112 Tuxedo Gray
- 200 Black
- 202 Royal Brown
- 204 Grecian Green
- 223 Imperial Brown
- 238 Hickory
- 250 Musket Brown
- 280 White
- 360 Terratone
- 713 Wicker
- 801 Almond
- 818 Bronze
- 819 Herringbone

Special colors or .024 soffit available – 10 carton min.

CARTON CONTENTS

- 10 Pieces • 12 Ft. Lengths
- To Cover 100 Sq. Ft. • 31 Lbs.

SVP12



12" SOLID V-PANEL

- CW01 Colonial White
- 102 Pearl Gray
- 112 Tuxedo Gray
- 200 Black
- 202 Royal Brown
- 204 Grecian Green
- 238 Hickory
- 250 Musket Brown
- 280 White
- 325 Sandstone Beige
- 360 Terratone
- 713 Wicker
- 818 Bronze
- 819 Herringbone
- 841 Buckskin

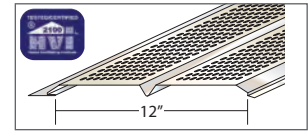
Special colors or .024 soffit available – 10 carton min.

CARTON CONTENTS

- 10 Pieces • 12 Ft. Lengths
- To Cover 120 Sq. Ft. • 36 Lbs.

LVP12

NFA 11.4




12" LANCED V-PANEL

- CW01 Colonial White
- 102 Pearl Gray
- 112 Tuxedo Gray
- 200 Black
- 202 Royal Brown
- 204 Grecian Green
- 238 Hickory
- 250 Musket Brown
- 280 White
- 325 Sandstone Beige
- 360 Terratone
- 713 Wicker
- 818 Bronze
- 819 Herringbone
- 841 Buckskin

Special colors or .024 soffit available – 10 carton min.

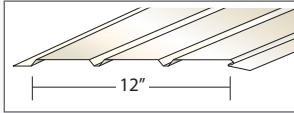
CARTON CONTENTS

- 10 Pieces • 12 Ft. Lengths
- To Cover 120 Sq. Ft. • 36 Lbs.



V-GROOVE SOFFIT

SVPT4



TRIPLE FOUR SOLID V-PANEL

CW01 Colonial White
 112 Tuxedo Gray
 138 Bone
 200 Black
 202 Royal Brown
 204 Grecian Green
 214 Woodland Green
 223 Imperial Brown
 238 Hickory/336 Clay
 250 Musket Brown
 280 White
 325 Sandstone Beige
 327 Desert Tan
 355 Light Maple
 360 Terratone
 422 Pebblestone Clay
 713 Wicker
 791 Norwegian Wood
 792 Heather
 793 Sandcastle
 801 Almond
 805 Pewter/397
 817 Cream/326
 818 Bronze
 819 Herringbone
 820 Cranberry
 841 Buckskin
 901 Ivory

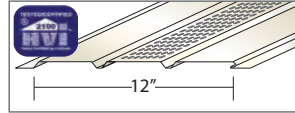
Special colors available • 5 carton min.

CARTON CONTENTS

- 16 Pieces • 12 Ft. Lengths
- To Cover 192 Sq. Ft. • 57 Lbs.

CVPT4

NFA 5.0



TRIPLE FOUR CENTER VENT V-PANEL

CW01 Colonial White
 112 Tuxedo Gray
 138 Bone
 200 Black
 202 Royal Brown
 204 Grecian Green
 214 Woodland Green
 223 Imperial Brown
 238 Hickory/336 Clay
 250 Musket Brown
 280 White
 325 Sandstone Beige
 327 Desert Tan
 355 Light Maple
 360 Terratone
 422 Pebblestone Clay
 713 Wicker
 791 Norwegian Wood
 792 Heather
 793 Sandcastle
 801 Almond
 805 Pewter/397
 817 Cream/326
 818 Bronze
 819 Herringbone
 820 Cranberry
 841 Buckskin
 901 Ivory

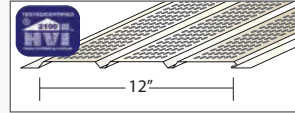
Special colors available • 5 carton min.

CARTON CONTENTS

- 16 Pieces • 12 Ft. Lengths
- To Cover 192 Sq. Ft. • 57 Lbs.

LVPT4

NFA 23.2



TRIPLE FOUR LANCED V-PANEL

CW01 Colonial White
 112 Tuxedo Gray
 138 Bone
 200 Black
 202 Royal Brown
 204 Grecian Green
 214 Woodland Green
 223 Imperial Brown
 238 Hickory/336 Clay
 250 Musket Brown
 280 White
 325 Sandstone Beige
 327 Desert Tan
 355 Light Maple
 360 Terratone
 422 Pebblestone Clay
 713 Wicker
 791 Norwegian Wood
 792 Heather
 793 Sandcastle
 801 Almond
 805 Pewter/397
 817 Cream/326
 818 Bronze
 819 Herringbone
 820 Cranberry
 841 Buckskin
 901 Ivory

Special colors available • 5 carton min.

CARTON CONTENTS

- 16 Pieces • 12 Ft. Lengths
- To Cover 192 Sq. Ft. • 57 Lbs.

BST4 | BCVT4 | BLT4

BUILDERS GRADE T4 SOFFIT

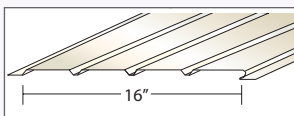
TRIPLE FOUR V-PANEL SOLID/CENTER VENT/LANCED

202 Royal Brown
 238 Hickory
 280 White
 713 Wicker
 795 Mocha

CARTON CONTENTS

- 16 Pieces • 12 Ft. Lengths
- To Cover 192 Sq. Ft. • 50 Lbs.

SVPQ4



QUAD FOUR SOLID V-PANEL

138 Bone
 200 Black
 202 Royal Brown
 214 Woodland Green
 238 Hickory
 250 Musket Brown
 280 White
 325 Sandstone Beige
 360 Terratone
 422 Pebblestone Clay
 713 Wicker
 791 Norwegian Wood
 793 Sandcastle
 801 Almond
 805 Pewter
 819 Herringbone

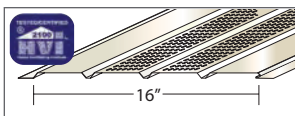
Special colors available • 5 carton min.

CARTON CONTENTS

- 12 Pieces • 12 Ft. Lengths
- To Cover 192 Sq. Ft. • 57 Lbs.

CVPQ4

NFA 15.1



QUAD FOUR CENTER VENT V-PANEL

138 Bone
 200 Black
 202 Royal Brown
 214 Woodland Green
 238 Hickory
 250 Musket Brown
 280 White
 325 Sandstone Beige
 360 Terratone
 422 Pebblestone Clay
 713 Wicker
 791 Norwegian Wood
 793 Sandcastle
 801 Almond
 805 Pewter
 819 Herringbone

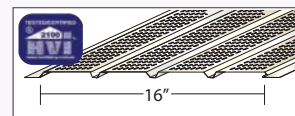
Special colors available • 5 carton min.

CARTON CONTENTS

- 12 Pieces • 12 Ft. Lengths
- To Cover 192 Sq. Ft. • 57 Lbs.

LVPQ4

NFA 25.0



QUAD FOUR LANCED V-PANEL


138 Bone
 200 Black
 202 Royal Brown
 214 Woodland Green
 238 Hickory
 250 Musket Brown
 280 White
 325 Sandstone Beige
 360 Terratone
 422 Pebblestone Clay
 713 Wicker
 791 Norwegian Wood
 793 Sandcastle
 801 Almond
 805 Pewter
 819 Herringbone

Special colors available • 5 carton min.

CARTON CONTENTS

- 12 Pieces • 12 Ft. Lengths
- To Cover 192 Sq. Ft. • 57 Lbs.

BSQ4 | BCVQ4 | BLQ4



BUILDERS GRADE Q4 SOFFIT

QUAD FOUR V-PANEL SOLID/CENTER VENT/LANCED

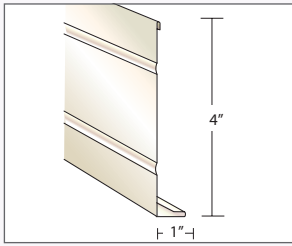
280 White

CARTON CONTENTS

- 12 Pieces • 12 Ft. Lengths
- To Cover 192 Sq. Ft. • 50 Lbs.

ALUMINUM FASCIA

HFC4 (.024)



HEMMED 4" FASCIA CAP

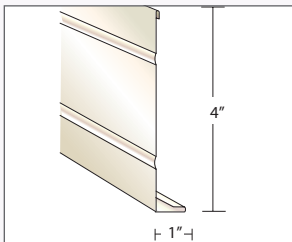
- CW01 Colonial White
- 202 Royal Brown
- 238 Hickory
- 250 Musket Brown
- 280 White

Special colors available • 5 carton min.

CARTON CONTENTS

- 25 Pieces • 12 Ft. Lengths
- 300 Ft. Per Carton • 48 Lbs.

HFC4 (.019)



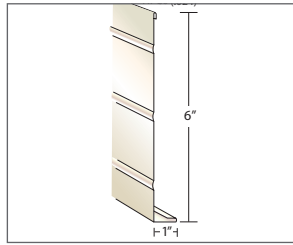
HEMMED 4" FASCIA CAP

- 280 White

CARTON CONTENTS

- 25 Pieces • 12 Ft. Lengths
- 300 Ft. Per Carton • 34 Lbs.

HFC6 (.024)



HEMMED 6" FASCIA CAP

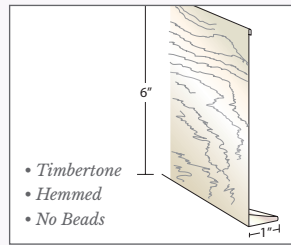
- CW01 Colonial White
- 102 Pearl Gray
- 112 Tuxedo Gray
- 138 Bone
- 200 Black
- 202 Royal Brown
- 204 Grecian Green
- 214 Woodland Green
- 223 Imperial Brown
- 238 Hickory/336 Clay
- 250 Musket Brown
- 280 White
- 325 Sandstone Beige
- 327 Desert Tan
- 355 Light Maple
- 360 Terratone
- 422 Pebblestone Clay
- 713 Wicker/334
- 791 Norwegian Wood
- 792 Heather
- 793 Sandcastle
- 801 Almond
- 805 Pewter/397
- 817 Cream/326
- 818 Bronze
- 819 Herringbone
- 820 Cranberry
- 821 Ivy
- 841 Buckskin
- 901 Ivory

Special colors available • 5 carton min.

CARTON CONTENTS

- 25 Pieces • 12 Ft. Lengths
- 300 Ft. Per Carton • 65 Lbs.

FC6TIMBER (.024)



- *Timbertone*
- *Hemmed*
- *No Beads*

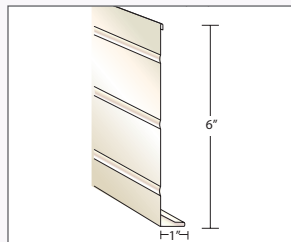
HEMMED 6" FASCIA CAP

- 138 Bone
- 200 Black
- 202 Royal Brown
- 238 Hickory
- 250 Musket Brown
- 280 White
- 325 Sandstone Beige
- 327 Desert Tan
- 360 Terratone
- 713 Wicker
- 792 Heather
- 801 Almond
- 817 Cream
- 819 Herringbone
- 901 Ivory

CARTON CONTENTS

- 25 Pieces • 12 Ft. Lengths
- 300 Ft. Per Carton • 65 Lbs.

HFC6 (.019)



HEMMED 6" FASCIA CAP

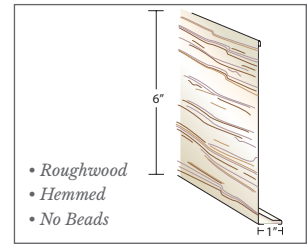
- 202 Royal Brown
- 238 Hickory
- 280 White
- 713 Wicker

Special colors available • 5 carton min.

CARTON CONTENTS

- 25 Pieces • 12 Ft. Lengths
- 300 Ft. Per Carton • 46 Lbs.

FC6RWNB (.024)



- *Roughwood*
- *Hemmed*
- *No Beads*

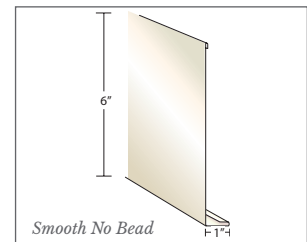
HEMMED 6" FASCIA CAP

- CW01 Colonial White
- 200 Black
- 202 Royal Brown
- 238 Hickory
- 250 Musket Brown
- 280 White
- 325 Sandstone Beige
- 355 Light Maple
- 360 Terratone
- 713 Wicker
- 791 Norwegian Wood
- 801 Almond
- 805 Pewter
- 817 Cream
- 819 Herringbone
- 901 Ivory

CARTON CONTENTS

- 25 Pieces • 12 Ft. Lengths
- 300 Ft. Per Carton • 65 Lbs.

HFC6NB (.024)



Smooth No Bead

HEMMED 6" FASCIA CAP

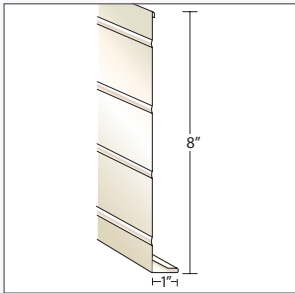
- 238 Hickory
- 280 White
- 713 Wicker
- 791 Norwegian Wood

CARTON CONTENTS

- 25 Pieces • 12 Ft. Lengths
- 300 Ft. Per Carton • 65 Lbs.

ALUMINUM FASCIA

HFC8 (.024)



HEMMED 8" FASCIA CAP

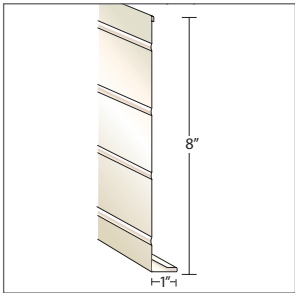
- CW01 Colonial White
- 102 Pearl Gray
- 112 Tuxedo Gray
- 200 Black
- 202 Royal Brown
- 204 Grecian Green
- 214 Woodland Green
- 238 Hickory
- 250 Musket Brown
- 280 White
- 360 Terratone
- 422 Pebblestone Clay
- 713 Wicker
- 791 Norwegian Wood
- 793 Sandcastle
- 818 Bronze
- 819 Herringbone
- 820 Cranberry

Special colors available • 5 carton min.

CARTON CONTENTS

- 25 Pieces • 12 Ft. Lengths
- 300 Ft. Per Carton • 83 Lbs.

HFC8 (.019)



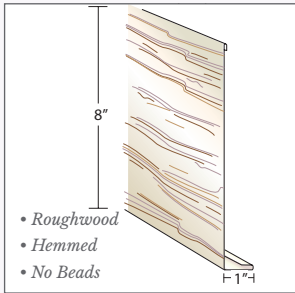
HEMMED 8" FASCIA CAP

- 202 Royal Brown
- 238 Hickory
- 280 White
- 713 Wicker

CARTON CONTENTS

- 25 Pieces • 12 Ft. Lengths
- 300 Ft. Per Carton • 59 Lbs.

FC8RWNB (.024)



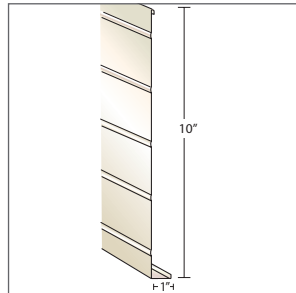
HEMMED 8" FASCIA CAP

- 200 Black
- 202 Royal Brown
- 238 Hickory
- 250 Musket Brown
- 280 White
- 360 Terratone
- 713 Wicker
- 819 Herringbone

CARTON CONTENTS

- 25 Pieces • 12 Ft. Lengths
- 300 Ft. Per Carton • 83 Lbs.

FC10 (.024)



UNHEMMED 10" FASCIA CAP *Unhemmed Only*

- 280 White

CARTON CONTENTS

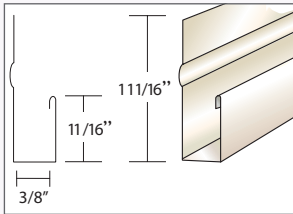
- 20 Pieces • 12 Ft. Lengths
- 240 Ft. Per Carton • 72 Lbs.



Photo Credit: Visbeen Architects

SOFFIT ACCESSORIES

WFJ38



3/8" J CHANNEL MOULDING

- CW01 Colonial White
- 112 Tuxedo Gray
- 138 Bone
- 200 Black
- 202 Royal Brown
- 204 Grecian Green
- 214 Woodland Green
- 223 Imperial Brown
- 238 Hickory
- 250 Musket Brown
- 280 White
- 325 Sandstone Beige
- 327 Desert Tan
- 355 Light Maple
- 360 Terratone
- 422 Pebblestone Clay
- 713 Wicker
- 791 Norwegian Wood
- 792 Heather
- 793 Sandcastle
- 795 Mocha
- 801 Almond
- 805 Pewter
- 817 Cream
- 818 Bronze
- 819 Herringbone
- 820 Cranberry
- 841 Buckskin
- 901 Ivory

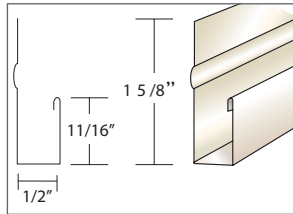
CARTON CONTENTS

White: • 50 Pieces • 12 Ft. Lengths
600 Ft. Per Carton • 32 Lbs.

Colors: • 25 Pieces • 12 Ft. Lengths
300 Ft. Per Carton • 17 Lbs.

Use with T4/Q4

WFJ5



1/2" J CHANNEL MOULDING

- CW01 Colonial White
- 102 Pearl Gray
- 112 Tuxedo Gray
- 138 Bone
- 200 Black
- 202 Royal Brown
- 204 Grecian Green
- 214 Woodland Green
- 223 Imperial Brown
- 238 Hickory
- 250 Musket Brown
- 280 White
- 325 Sandstone Beige
- 327 Desert Tan
- 355 Light Maple
- 360 Terratone
- 713 Wicker
- 791 Norwegian Wood
- 792 Heather
- 793 Sandcastle
- 801 Almond
- 805 Pewter
- 817 Cream
- 818 Bronze
- 819 Herringbone
- 820 Cranberry
- 821 Ivy
- 822 Pacific Blue
- 841 Buckskin
- 901 Ivory

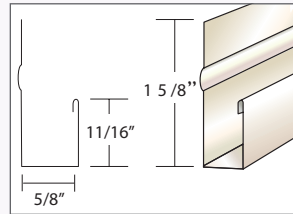
CARTON CONTENTS

White: • 50 Pieces • 12 Ft. Lengths
600 Ft. Per Carton • 35 Lbs.

Colors: • 25 Pieces • 12 Ft. Lengths
300 Ft. Per Carton • 19 Lbs.

Use with D5/D6

J58



5/8" J CHANNEL MOULDING

Certaiteed/Wolverine Colors

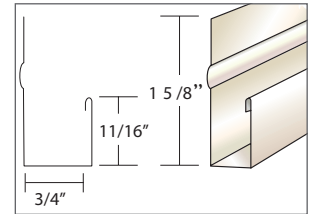
- CW01 Colonial White
- 102 Pearl Gray
- 202 Royal Brown
- 223 Imperial Brown
- 224 Woodstock Tan
- 238 Hickory
- 250 Musket Brown
- 280 White
- 325 Sandstone Beige
- 327 Desert Tan
- 335 Barn Red
- 355 Light Maple
- 713 Wicker
- 791 Norwegian Wood
- 793 Sandcastle
- 801 Almond
- 805 Pewter
- 817 Cream
- 819 Herringbone
- 841 Buckskin
- 901 Ivory

CARTON CONTENTS

• 25 Pieces • 12 Ft. Lengths
• 300 Ft. Per Carton • 19 Lbs.

Use with Aluminum Siding/Vinyl Soffit

XWJ



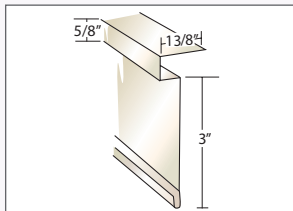
3/4" J CHANNEL MOULDING

- CW01 Colonial White
- 202 Royal Brown
- 214 Woodland Green
- 238 Hickory
- 250 Musket Brown
- 280 White
- 325 Sandstone Beige
- 327 Desert Tan
- 355 Light Maple
- 360 Terratone
- 713 Wicker
- 791 Norwegian Wood
- 801 Almond
- 805 Pewter
- 817 Cream
- 819 Herringbone
- 841 Buckskin
- 901 Ivory

CARTON CONTENTS

• 25 Pieces • 12 Ft. Lengths
• 300 Ft. Per Carton • 23 Lbs.

SR58



5/8" SOFFIT RECEIVER

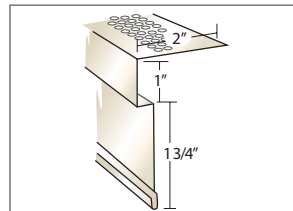
- 230 Beige
- 238 Hickory
- 280 White

CARTON CONTENTS

• 20 Pieces • 10 Ft. Lengths
• 200 Ft. Per Carton
• 25 Lbs.

VSR1

NFA 4.2



SOFFIT RECEIVER

Per Square Inch/Per Lin Ft.

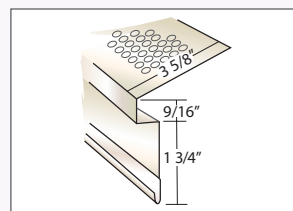
- 230 Beige
- 238 Hickory
- 280 White

CARTON CONTENTS

• 20 Pieces • 10 Ft. Lengths
• 200 Ft. Per Carton
• 20 Lbs.

VSR92

NFA 9.2



SOFFIT RECEIVER

Per Square Inch/Per Lin Ft.

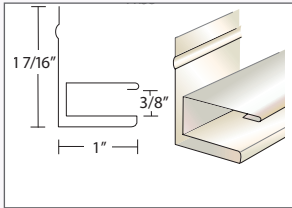
- 230 Beige
- 238 Hickory
- 280 White

CARTON CONTENTS

• 20 Pieces • 10 Ft. Lengths
• 200 Ft. Per Carton
• 20 Lbs.

SOFFIT ACCESSORIES

FR38



3/8" FRIEZE RUNNER

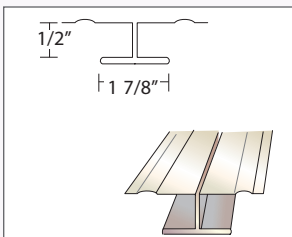
- CW01 Colonial White
- 112 Tuxedo Gray
- 138 Bone
- 200 Black
- 202 Royal Brown
- 204 Grecian Green
- 214 Woodland Green
- 223 Imperial Brown
- 238 Hickory
- 250 Musket Brown
- 280 White
- 325 Sandstone Beige
- 327 Desert Tan
- 355 Light Maple
- 360 Terratone
- 422 Pebblestone Clay
- 713 Wicker
- 791 Norwegian Wood
- 792 Heather
- 793 Sandcastle
- 795 Mocha
- 801 Almond
- 805 Pewter
- 817 Cream
- 818 Bronze
- 819 Herringbone
- 820 Cranberry
- 841 Buckskin
- 901 Ivory

CARTON CONTENTS

- 25 Pieces • 12 Ft. Lengths
- 300 Ft. Per Carton • 35 Lbs.

Use with T4 & Q4 Soffit

DCR19



DOUBLE CHANNEL RUNNER

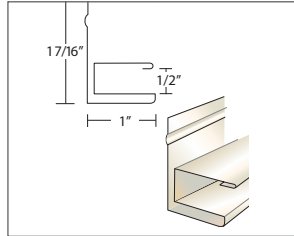
- 238 Hickory
- 280 White
- 713 Wicker

Special colors available • 3 carton min.
Custom Bent Only

CARTON CONTENTS

- 10 Pieces • 10 Ft. Lengths
- 100 Ft. Per Carton • 17 Lbs.

FR119



1/2" FRIEZE RUNNER

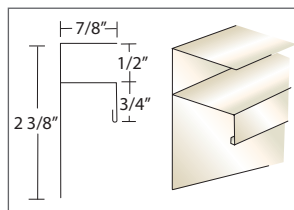
- CW01 Colonial White
- 102 Pearl Gray
- 112 Tuxedo Gray
- 200 Black
- 202 Royal Brown
- 204 Grecian Green
- 223 Imperial Brown
- 238 Hickory
- 250 Musket Brown
- 280 White
- 325 Sandstone Beige
- 360 Terratone
- 713 Wicker
- 801 Almond
- 818 Bronze
- 819 Herringbone
- 820 Cranberry
- 821 Ivy
- 822 Pacific Blue
- 841 Buckskin

CARTON CONTENTS

- 25 Pieces • 12 Ft. Lengths
- 300 Ft. Per Carton • 35 Lbs.

Use with D5 & D6 Soffit

FANDJ



COMBINATION CHANNEL

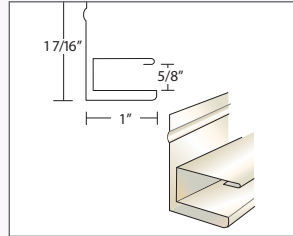
- 112 Tuxedo Gray
- 202 Royal Brown
- 214 Woodland Green
- 238 Hickory
- 280 White

Special colors available • 3 carton min.
Custom Bent Only

CARTON CONTENTS

- 20 Pieces • 10 Ft. Lengths
- 200 Ft. Per Carton • 24 Lbs.

FR58



5/8" FRIEZE RUNNER

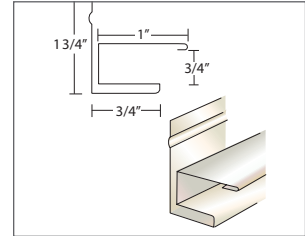
- CW01 Colonial White
- 202 Royal Brown
- 238 Hickory
- 250 Musket Brown
- 280 White
- 360 Terratone
- 713 Wicker
- 791 Norwegian Wood

CARTON CONTENTS

- 25 Pieces • 10 Ft. Lengths
- 250 Ft. Per Carton • 35 Lbs.

Use with Vinyl Soffit

FR34



3/4" FRIEZE RUNNER

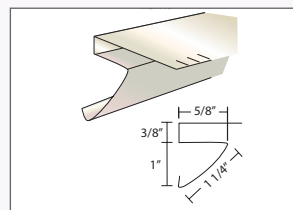
- CW01 Colonial White
- 238 Hickory
- 280 White
- 713 Wicker

Custom Bent Only

CARTON CONTENTS

- 25 Pieces • 10 Ft. Lengths
- 250 Ft. Per Carton • 35 Lbs.

RCM19



CROWN MOULDING

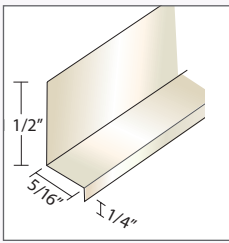
- 202 Royal Brown
- 214 Woodland Green
- 238 Hickory
- 250 Musket Brown
- 280 White
- 713 Wicker
- 791 Norwegian Wood
- 793 Sandcastle
- 801 Almond
- 805 Pewter/St. Gray
- 819 Herringbone

CARTON CONTENTS

- 25 Pieces • 12 Ft. Lengths
- 300 Ft. Per Carton • 27 Lbs.

Z-BAR

Z51690



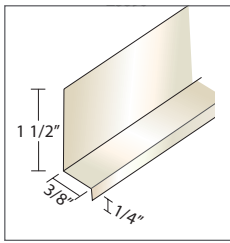
5/16" Z-BAR

202 Royal Brown
280 White

CARTON CONTENTS

- 50 Pieces • 10 Ft. Lengths
- 500 Ft. Per Carton • 28 Lbs.

Z3890



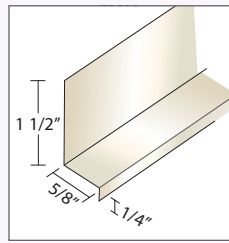
3/8" Z-BAR

202 Royal Brown
280 White

CARTON CONTENTS

- 50 Pieces • 10 Ft. Lengths
- 500 Ft. Per Carton • 25 Lbs.

Z5890



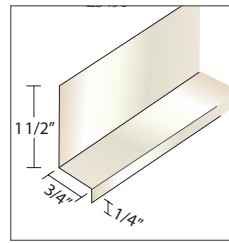
5/8" Z-BAR

202 Royal Brown
280 White

CARTON CONTENTS

- 50 Pieces • 10 Ft. Lengths
- 500 Ft. Per Carton • 27 Lbs.

Z3490



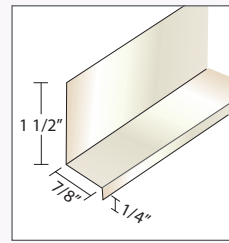
3/4" Z-BAR

202 Royal Brown
280 White

CARTON CONTENTS

- 50 Pieces • 10 Ft. Lengths
- 500 Ft. Per Carton • 27 Lbs.

Z7890



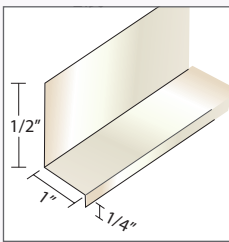
7/8" Z-BAR

202 Royal Brown
280 White

CARTON CONTENTS

- 50 Pieces • 10 Ft. Lengths
- 500 Ft. Per Carton • 29 Lbs.

Z190



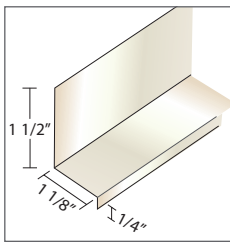
1" Z-BAR

202 Royal Brown
280 White

CARTON CONTENTS

- 50 Pieces • 10 Ft. Lengths
- 500 Ft. Per Carton • 29 Lbs.

Z11890



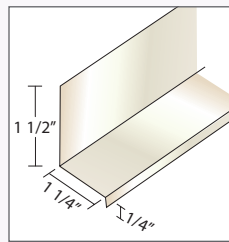
1 1/8" Z-BAR

202 Royal Brown
280 White

CARTON CONTENTS

- 50 Pieces • 10 Ft. Lengths
- 500 Ft. Per Carton • 30 Lbs.

Z11490



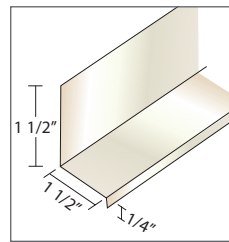
1 1/4" Z-BAR

202 Royal Brown
280 White

CARTON CONTENTS

- 50 Pieces • 10 Ft. Lengths
- 500 Ft. Per Carton • 31 Lbs.

Z15-90



1 1/2" Z-BAR

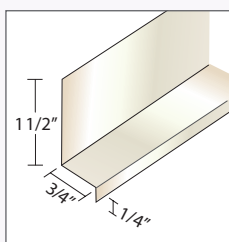
202 Royal Brown
280 White

CARTON CONTENTS

- 50 Pieces • 10 Ft. Lengths
- 500 Ft. Per Carton • 32 Lbs.

GALVANIZED Z-BAR

GZ3490



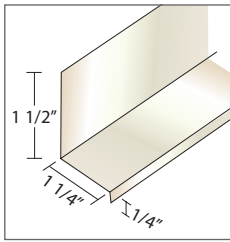
3/4" Z-BAR

280 White

CARTON CONTENTS

- 25 Pieces • 10 Ft. Lengths
- 250 Ft. Per Carton • 28 Lbs.

GZ11490



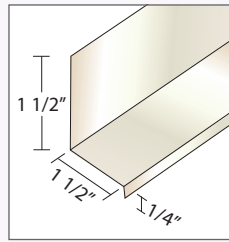
1 1/4" Z-BAR

280 White

CARTON CONTENTS

- 25 Pieces • 10 Ft. Lengths
- 250 Ft. Per Carton • 32 Lbs.

GZ1590



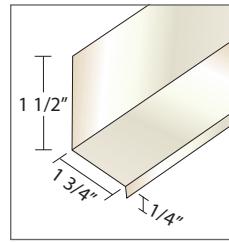
1 1/2" Z-BAR

280 White

CARTON CONTENTS

- 25 Pieces • 10 Ft. Lengths
- 250 Ft. Per Carton • 35 Lbs.

GZ13490



1 3/4" Z-BAR

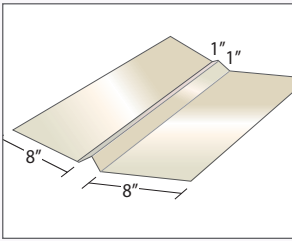
280 White

CARTON CONTENTS

- 25 Pieces • 10 Ft. Lengths
- 250 Ft. Per Carton • 39 Lbs.

ROOFING MATERIALS

WVAL1817 (.017)

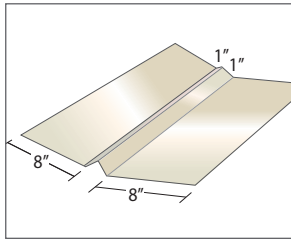


ALUMINUM W VALLEY

200 Black
202 Royal Brown

10 Ft. Lengths

WVAL1824 (.024)

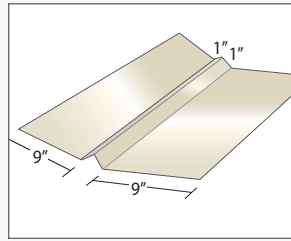


ALUMINUM W VALLEY

200 Black
202 Royal Brown

10 Ft. Lengths

WVAL2024 (.024)

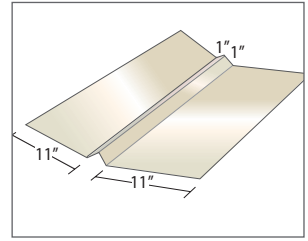


ALUMINUM W VALLEY

200 Black
202 Royal Brown

10 Ft. Lengths

WVAL2424 (.024)

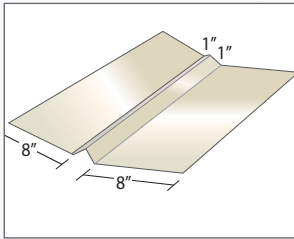


ALUMINUM W VALLEY

200 Black
202 Royal Brown

10 Ft. Lengths

WVAL18 GALV (27 Gauge) (.016)

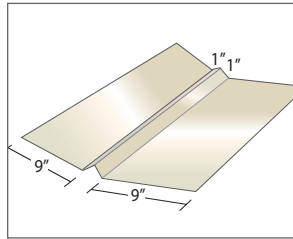


GALVANIZED W VALLEY

200 Black
202 Royal Brown
360 Terratone

10 Ft. Lengths

WVAL20 GALV (27 Gauge) (.016)

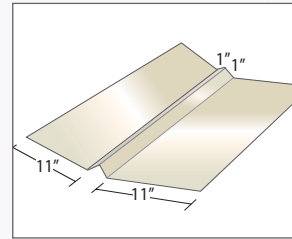


GALVANIZED W VALLEY

200 Black
202 Royal Brown
280 White
360 Terratone

10 Ft. Lengths

WVAL24 GALV (27 Gauge) (.016)

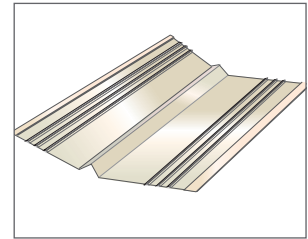


GALVANIZED W VALLEY

200 Black
202 Royal Brown
360 Terratone

10 Ft. Lengths

HWVAL



RIBBED AND HEMMED OPTION

Available for all items on this page.

*Standard pallet quantity - 50 pc. per pallet.

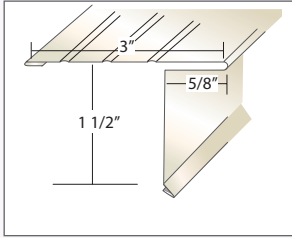
*Custom Bend and Special Colors Available - 50 Piece Minimum



Photo Credit: Visbeen Architects

ROOFING MATERIALS

ADE15CL



CLOSED DRIP EDGE

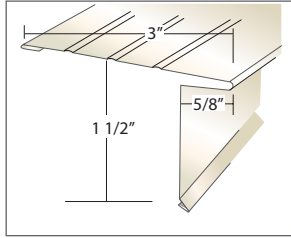
280 White

Special colors available • 3 carton min.

CARTON CONTENTS

- 50 Pieces • 10 Ft. Lengths
- 500 Ft. Per Carton • 50 Lbs.

ADE15OP



OPEN DRIP EDGE

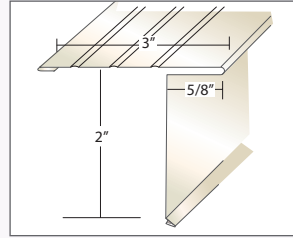
280 White

Special colors available • 3 carton min.

CARTON CONTENTS

- 50 Pieces • 10 Ft. Lengths
- 500 Ft. Per Carton • 50 Lbs.

ADE2CL



CLOSED DRIP EDGE

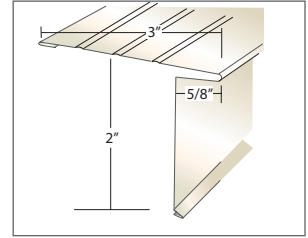
280 White

Special colors available • 3 carton min.

CARTON CONTENTS

- 50 Pieces • 10 Ft. Lengths
- 500 Ft. Per Carton • 68 Lbs.

ADE2OP



OPEN DRIP EDGE

280 White

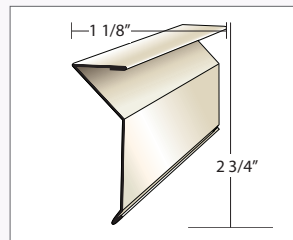
Special colors available • 3 carton min.

CARTON CONTENTS

- 50 Pieces • 10 Ft. Lengths
- 500 Ft. Per Carton • 68 Lbs.



SDE



SIDERS DRIP EDGE

- 200 Black
- 202 Royal Brown
- 238 Hickory
- 250 Musket Brown
- 280 White
- 360 Terratone

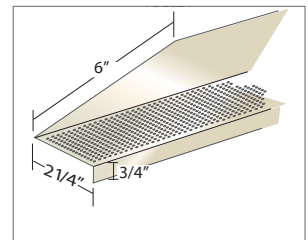
Special colors available • 3 carton min.

CARTON CONTENTS

- 25 Pieces • 10 Ft. Lengths
- 250 Ft. Per Carton • 21 Lbs.

PDE024

NFA 9.2
Square Inches Per Foot



PERFORATED DRIP EDGE

- 200 Black
- 202 Royal Brown
- 280 White

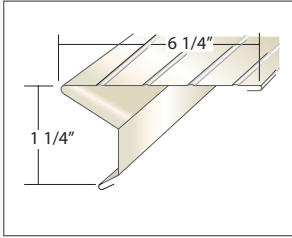
Special colors available • 3 carton min.

CARTON CONTENTS

- 25 Pieces • 10 Ft. Lengths
- 250 Ft. Per Carton • 60 Lbs.

ROOFING MATERIALS

F814 (.014)



DRIP EDGE

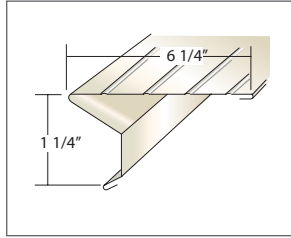
250 Musket Brown
280 White

38 Boxes Per Pallet

CARTON CONTENTS

• 50 Pieces • 10 Ft. Lengths
• 500 Ft. Per Carton • 69 Lbs.

F818 (.018)



DRIP EDGE

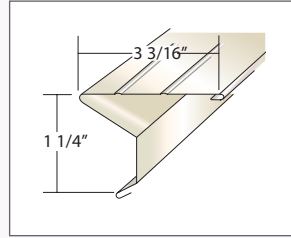
250 Musket Brown
280 White

38 Boxes Per Pallet

CARTON CONTENTS

• 50 Pieces • 10 Ft. Lengths
• 500 Ft. Per Carton • 88 Lbs.

F514 (.014)



DRIP EDGE

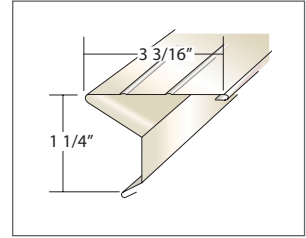
250 Musket Brown
280 White

42 Boxes Per Pallet

CARTON CONTENTS

• 50 Pieces • 10 Ft. Lengths
• 500 Ft. Per Carton • 43 Lbs.

F518 (.018)



DRIP EDGE

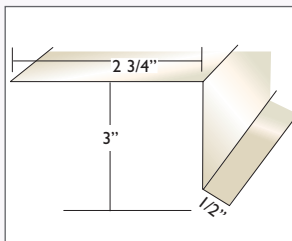
200 Black
202 Royal Brown
250 Musket Brown
280 White
360 Terratone

42 Boxes Per Pallet

CARTON CONTENTS

• 50 Pieces • 10 Ft. Lengths
• 500 Ft. Per Carton • 54 Lbs.

C6 (.032)



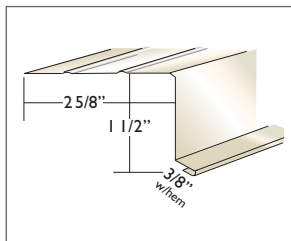
DRIP EDGE

180 High Gloss
818 Bronze

CARTON CONTENTS

• 25 Pieces • 10 Ft. Lengths
• 250 Ft. Per Carton • 57 Lbs.

ARA-94032



RAKE EDGE

180 High Gloss
818 Bronze

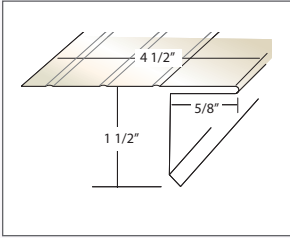
CARTON CONTENTS

• 25 Pieces • 10 Ft. Lengths
• 250 Ft. Per Carton • 42 Lbs.



ROOFING MATERIALS

ADEBB



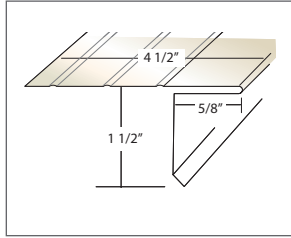
BIG BOY ALUMINUM DRIP EDGE

280 White

CARTON CONTENTS

- 50 Pieces • 10 Ft. Lengths
- 500 Ft. Per Carton • 69 Lbs.

ADEBB024



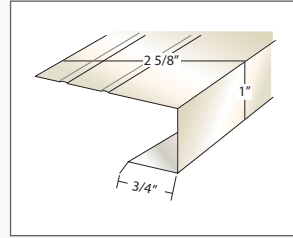
BIG BOY .024 ALUMINUM DRIP EDGE

202 Royal Brown
238 Hickory
280 White

CARTON CONTENTS

- 24 Pieces • 10 Ft. Lengths
- 240 Ft. Per Carton • 48 Lbs.

AREC5



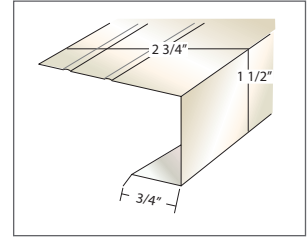
STYLE "C" RAKE EDGE

280 White

CARTON CONTENTS

- 50 Pieces • 10 Ft. Lengths
- 500 Ft. Per Carton • 45 Lbs.

AREC7



STYLE "C" RAKE EDGE

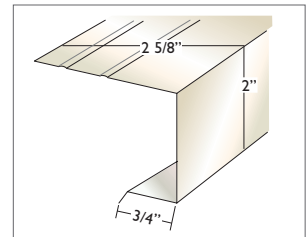
200 Black
202 Royal Brown
280 White
360 Terratone

CARTON CONTENTS

- 50 Pieces • 10 Ft. Lengths
- 500 Ft. Per Carton • 48 Lbs.



AREC9



STYLE "C" RAKE EDGE

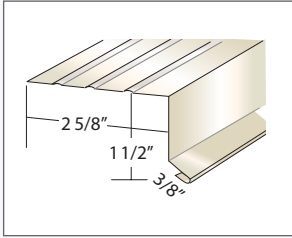
202 Royal Brown
280 White

CARTON CONTENTS

- 50 Pieces • 10 Ft. Lengths
- 500 Ft. Per Carton • 50 Lbs.

ROOFING MATERIALS

ARA94



STYLE "A" RAKE ANGLE

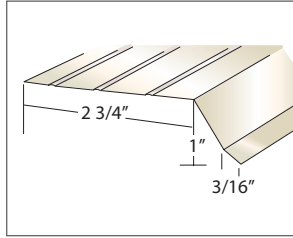
200 Black
202 Royal Brown
223 Imperial Brown
250 Musket Brown
280 White
360 Terratone

Special colors available • 5 carton min.

CARTON CONTENTS

• 50 Pieces • 10 Ft. Lengths
• 500 Ft. Per Carton • 42 Lbs.

ARA61



ALUMINUM GUTTER APRON

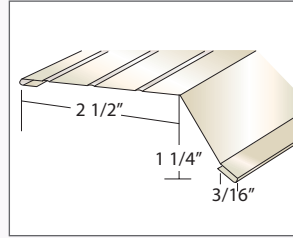
200 Black
202 Royal Brown
280 White
360 Terratone

Special colors available • 5 carton min.

CARTON CONTENTS

• 50 Pieces • 10 Ft. Lengths
• 500 Ft. Per Carton • 40 Lbs.

ARA62



ALUMINUM GUTTER APRON

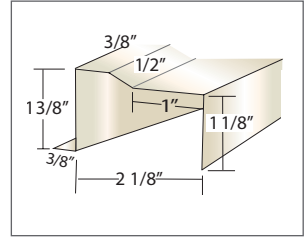
200 Black
202 Royal Brown
238 Hickory
280 White
360 Terratone

Special colors available • 5 carton min.

CARTON CONTENTS

• 50 Pieces • 10 Ft. Lengths
• 500 Ft. Per Carton • 42 Lbs.

SBM5



ANDERSEN BRICK MOULDING

223 Imperial Brown
280 White

CARTON CONTENTS

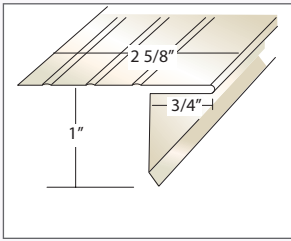
• 20 Pieces • 12 Ft. Lengths
• 240 Ft. Per Carton • 23 Lbs.



Photo Credit: Visbeen Architects

ROOFING MATERIALS

ADE45



STYLE "D" OVERHANG DRIP EDGE

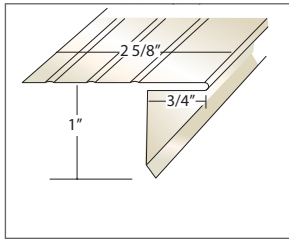
- 200 Black
- 202 Royal Brown
- 238 Hickory
- 250 Musket Brown
- 280 White
- 360 Terratone
- 713 Wicker

36 Boxes Per Pallet

CARTON CONTENTS

- 50 Pieces • 10 Ft. Lengths
- 500 Ft. Per Carton • 42 Lbs.

PCADE45 (.014)



STYLE "D" OVERHANG DRIP EDGE

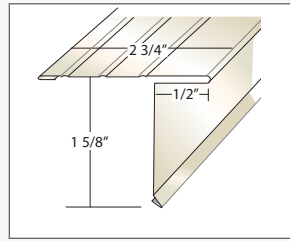
- 202 Royal Brown
- 238 Hickory
- 250 Musket Brown
- 280 White
- 360 Terratone
- 713 Wicker

36 Boxes Per Pallet

CARTON CONTENTS

- 50 Pieces • 10 Ft. Lengths
- 500 Ft. Per Carton • 32 Lbs.

PCADE34 (.014)



STYLE "D" OVERHANG DRIP EDGE

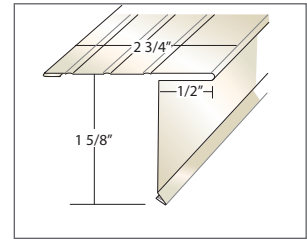
- 202 Royal Brown
- 238 Hickory
- 250 Musket Brown
- 280 White
- 360 Terratone
- 713 Wicker

36 Boxes Per Pallet

CARTON CONTENTS

- 50 Pieces • 10 Ft. Lengths
- 500 Ft. Per Carton • 37 Lbs.

ADE34



STYLE "D" OVERHANG DRIP EDGE

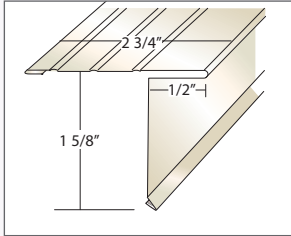
- CW01 Colonial White
- 102 Pearl Gray
- 112 Tuxedo Gray
- 138 Bone
- 200 Black
- 202 Royal Brown
- 204 Grecian Green
- 214 Woodland Green
- 223 Imperial Brown
- 238 Hickory
- 250 Musket Brown
- 280 White
- 325 Sandstone Beige
- 327 Desert Tan
- 355 Light Maple
- 360 Terratone
- 422 Pebblestone Clay
- 713 Wicker
- 791 Norwegian Wood
- 792 Heather
- 793 Sandcastle
- 795 Mocha
- 801 Almond
- 805 Pewter
- 817 Cream
- 818 Bronze
- 819 Herringbone
- 820 Cranberry
- 821 Ivy
- 822 Pacific Blue
- 841 Buckskin
- 901 Ivory

36 Boxes Per Pallet
Special colors available • 5 carton min.

CARTON CONTENTS

- 50 Pieces • 10 Ft. Lengths
- 500 Ft. Per Carton • 57 Lbs.

ADE3412



12 FT. OVERHANG DRIP EDGE

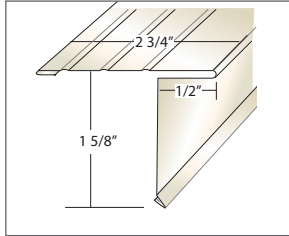
- 202 Royal Brown
- 238 Hickory
- 280 White
- 360 Terratone

40 Boxes Per Pallet
Special colors available • 5 carton min.

CARTON CONTENTS

- 25 Pieces • 12 Ft. Lengths
- 300 Ft. Per Carton • 30 Lbs.

ADE3424 (.024)



STYLE "D" .024 OVERHANG DRIP EDGE

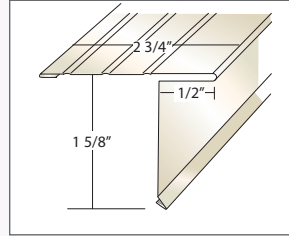
- 202 Royal Brown
- 238 Hickory
- 250 Musket Brown
- 280 White

36 Boxes Per Pallet

CARTON CONTENTS

- 50 Pieces • 10 Ft. Lengths
- 500 Ft. Per Carton • 68 Lbs.

ADE342412 (.024)



12 FT. .024 OVERHANG DRIP EDGE

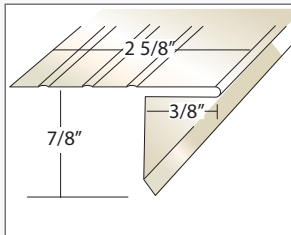
- 202 Royal Brown
- 280 White

40 Boxes Per Pallet

CARTON CONTENTS

- 25 Pieces • 12 Ft. Lengths
- 300 Ft. Per Carton • 45 Lbs.

ADE4



STYLE "D" OVERHANG DRIP EDGE

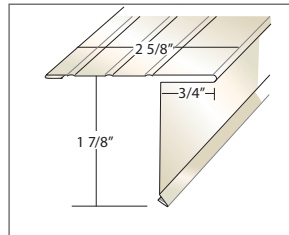
- 202 Royal Brown
- 280 White

36 Boxes Per Pallet

CARTON CONTENTS

- 50 Pieces • 10 Ft. Lengths
- 500 Ft. Per Carton • 37 Lbs.

ADE187



STYLE "D" OVERHANG DRIP EDGE

- 200 Black
- 202 Royal Brown
- 238 Hickory
- 250 Musket Brown
- 280 White
- 360 Terratone
- 713 Wicker

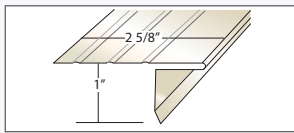
36 Boxes Per Pallet

CARTON CONTENTS

- 50 Pieces • 10 Ft. Lengths
- 500 Ft. Per Carton • 65 Lbs.

GALVANIZED ROOFING MATERIALS

GDE45



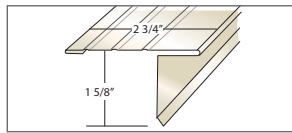
GALVANIZED OVERHANG DRIP EDGE

200 Black
202 Royal Brown
280 White
360 Terratone

CARTON CONTENTS

• 25 Pieces • 10 Ft. Lengths
• 250 Ft. Per Carton • 48 Lbs.

GDE34



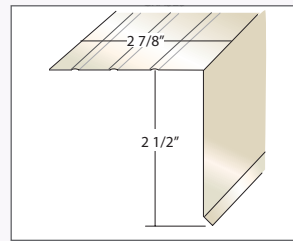
GALVANIZED OVERHANG DRIP EDGE

200 Black
202 Royal Brown
238 Hickory
280 White
360 Terratone
713 Wicker

CARTON CONTENTS

• 25 Pieces • 10 Ft. Lengths
• 250 Ft. Per Carton • 55 Lbs.

GRA325



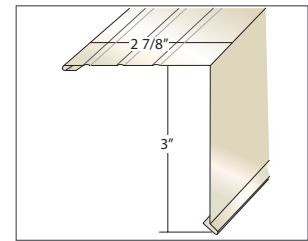
GALVANIZED RAKE EDGE

200 Black
202 Royal Brown
280 White

CARTON CONTENTS

• 25 Pieces • 10 Ft. Lengths
• 250 Ft. Per Carton • 73 Lbs.

GRA33



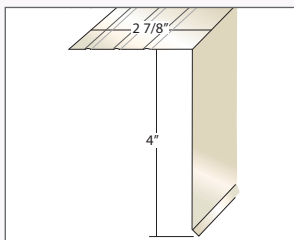
GALVANIZED RAKE EDGE

200 Black
202 Royal Brown
280 White

CARTON CONTENTS

• 25 Pieces • 10 Ft. Lengths
• 250 Ft. Per Carton • 79 Lbs.

GRA34



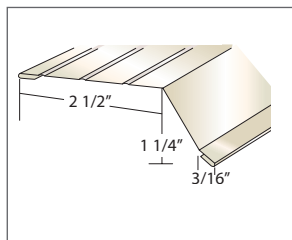
GALVANIZED RAKE EDGE

200 Black
202 Royal Brown
280 White

CARTON CONTENTS

• 25 Pieces • 10 Ft. Lengths
• 250 Ft. Per Carton • 92 Lbs.

GRA62



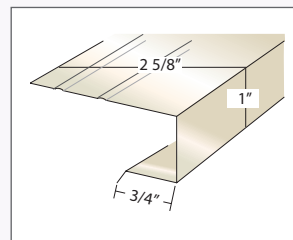
GALVANIZED GUTTER APRON

200 Black
202 Royal Brown
238 Hickory
280 White
360 Terratone
713 Wicker

CARTON CONTENTS

• 25 Pieces • 10 Ft. Lengths
• 250 Ft. Per Carton • 48 Lbs.

GREC5



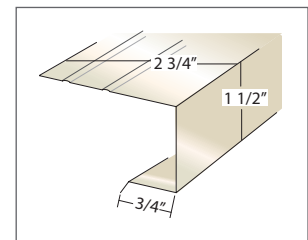
GALVANIZED STYLE C RAKE EDGE

202 Royal Brown
280 White

CARTON CONTENTS

• 25 Pieces • 10 Ft. Lengths
• 250 Ft. Per Carton • 48 Lbs.

GREC7



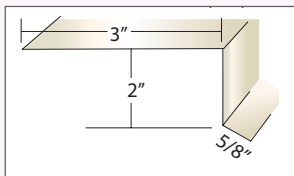
GALVANIZED STYLE C RAKE EDGE

280 White

CARTON CONTENTS

• 25 Pieces • 10 Ft. Lengths
• 250 Ft. Per Carton • 48 Lbs.

ADRIP3X2 (.024)



24 GAUGE STEEL ASPHALT DRIP

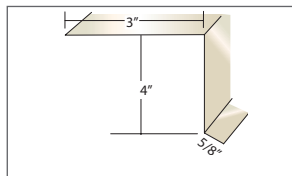
Galvalume
White
Brown

*Custom Bent Only/Kynar Finish
Special Profiles Available*

CARTON CONTENTS

• 10 Pieces • 10 Ft. Lengths
• 100 Ft. Per Carton
• 3x2 - 45 Lbs.

ADRIP3X4 (.024)



24 GAUGE STEEL ASPHALT DRIP

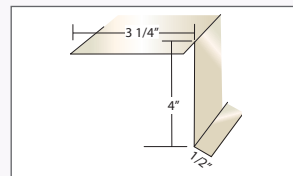
Galvalume
White
Brown

*Custom Bent Only/Kynar Finish
Special Profiles Available*

CARTON CONTENTS

• 10 Pieces • 10 Ft. Lengths
• 100 Ft. Per Carton
• 3x4 - 63 Lbs.

GSTOP4 (.024)



24 GAUGE STEEL GRAVEL STOP

Galvalume
White
Brown

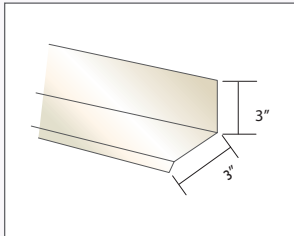
*Custom Bent Only/Kynar Finish
Special Profiles Available*

CARTON CONTENTS

• 10 Pieces • 10 Ft. Lengths
• 100 Ft. Per Carton • 60 Lbs.

FLASHINGS & STARTER STRIP

AWF



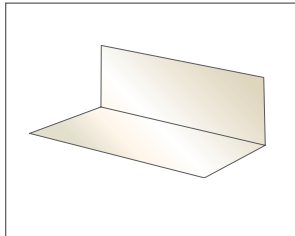
ALUMINUM WALL FLASHING

- 200 Black
- 202 Royal Brown
- 223 Imperial Brown
- 238 Hickory
- 280 White
- 360 Terratone
- 713 Wicker

Special profiles available

- CARTON CONTENTS**
- 20 Pieces • 10 Ft. Lengths
 - 200 Ft. Per Carton • 24 Lbs.

5X7PB | 7X7PB | 8X8PB (0.011)



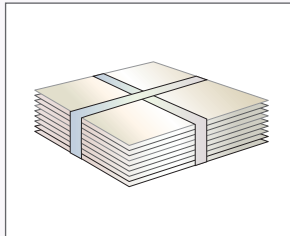
PRE BENT ALUMINUM FLASHINGS

- Mill Finish
- 200 Black
 - 202 Royal Brown
 - 280 White
 - 360 Terratone

*100 Pieces Per Bundle
5 Bundles Per Box*

- CARTON CONTENTS**
- 500 Pieces
 - 2 1/2 x 2 1/2 x 7 - 20 Lbs.
 - 3 1/2 x 3 1/2 x 7 - 30 Lbs.
 - 4 x 4 x 8 - 38 Lbs.

5X7 | 7X7 | 8X8 (0.011)



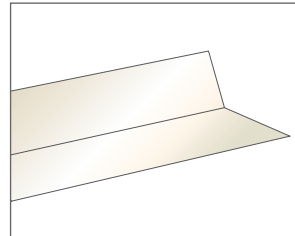
ALUMINUM FLASHINGS

- Mill Finish
- 200 Black/202 Royal Brown
 - 280 White/360 Terratone

*100 Pieces Per Bundle
5 Bundles Per Box*

- CARTON CONTENTS**
- 500 Pieces
 - 5 x 7 - 20 Lbs.
 - 7 x 7 - 30 Lbs.
 - 8 x 8 - 38 Lbs.

PF4X5




ALUMINUM PORCH FLASHINGS

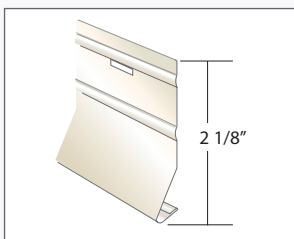
- 200 Black
- 280 White

CARTON CONTENTS

- 20 Pieces • 10 Ft. Lengths
- 27 Lbs.



SSAV



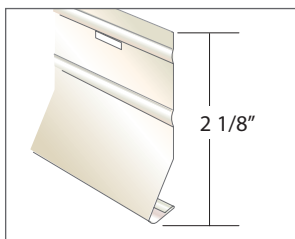
ALUMINUM STARTER STRIP FOR PREMIUM VINYL SIDING AND ALUMINUM SIDING

Mill Finish

50 Boxes Per Pallet

- CARTON CONTENTS**
- 50 Pieces • 10 Ft. Lengths
 - 500 Ft. Per Carton • 28 Lbs.

SSAV5



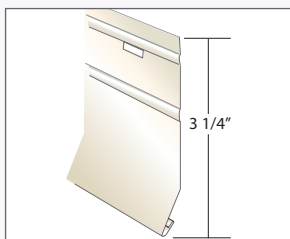
ALUMINUM STARTER STRIP FOR NARROW BUTT VINYL SIDING

Mill Finish

50 Boxes Per Pallet

- CARTON CONTENTS**
- 50 Pieces • 10 Ft. Lengths
 - 500 Ft. Per Carton • 28 Lbs.

3-SSAV5



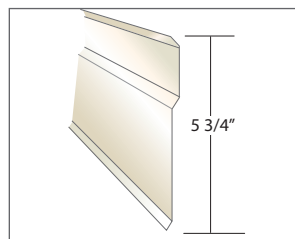
ALUMINUM STARTER STRIP FOR VINYL SIDING

Mill Finish

50 Boxes Per Pallet

- CARTON CONTENTS**
- 50 Pieces • 10 Ft. Lengths
 - 500 Ft. Per Carton • 38 Lbs.

CCF024X35



CHIMNEY COUNTER FLASHING

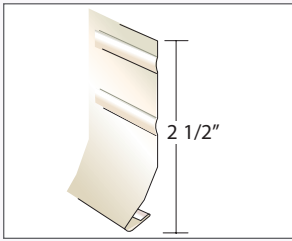
- 200 Black
- 202 Royal Brown
- 360 Terratone

CARTON CONTENTS

- 25 Pieces • 10 Ft. Lengths
- 250 Ft. Per Carton • 42 Lbs.

GALVANIZED STARTER STRIP

GSSV



GALVANIZED STARTER STRIP FOR VINYL SIDING

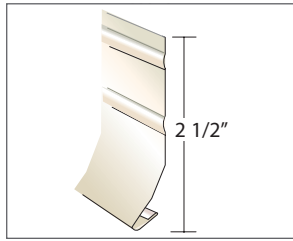
Mill Finish

40 Boxes Per Pallet

CARTON CONTENTS

- 40 Pieces • 10 Ft. Lengths
- 400 Ft. Per Carton • 49 Lbs.

GSSV5



GALVANIZED STARTER STRIP FOR NARROW BUTT VINYL SIDING

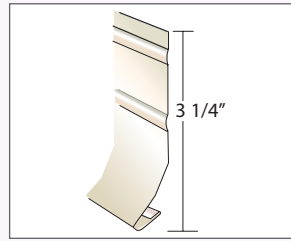
Mill Finish

40 Boxes Per Pallet

CARTON CONTENTS

- 40 Pieces • 10 Ft. Lengths
- 400 Ft. Per Carton • 49 Lbs.

G3SSV5



GALVANIZED STARTER STRIP FOR NARROW BUTT VINYL SIDING

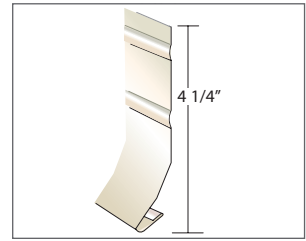
Mill Finish

40 Boxes Per Pallet

CARTON CONTENTS

- 25 Pieces • 10 Ft. Lengths
- 250 Ft. Per Carton • 43 Lbs.

G4SSV5



GALVANIZED STARTER STRIP FOR NARROW BUTT VINYL SIDING

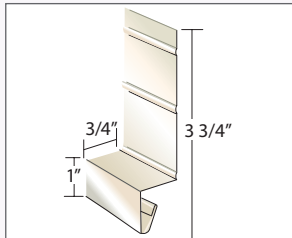
Mill Finish

40 Boxes Per Pallet

CARTON CONTENTS

- 25 Pieces • 10 Ft. Lengths
- 250 Ft. Per Carton • 56 Lbs.

GSSFM



GALVANIZED STARTER STRIP FOR FOAM BACKED VINYL SIDING

Mill Finish

40 Boxes Per Pallet

CARTON CONTENTS

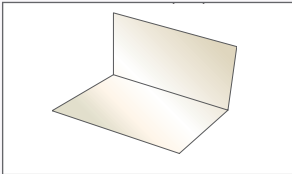
- 20 Pieces • 10 Ft. Lengths
- 200 Ft. Per Carton • 43 Lbs.

Photo Credit: Visbeen Architects

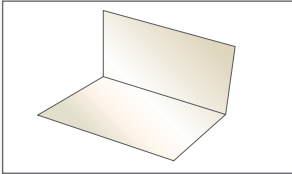


STEEL FLASHINGS

G5X7PBMi (.013)



G7X7PBMi (.013)



GALVANIZED FLASHING

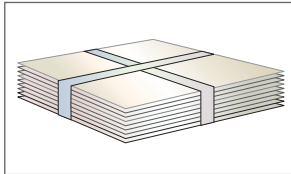
Mill Finish

Pre Bent

CARTON CONTENTS

- 100 Pieces Per Bundle
- 5x7-14 Lbs. Per Bundle
- 7x7-19 Lbs. Per Bundle

G5X7MI



GALVANIZED FLASHING

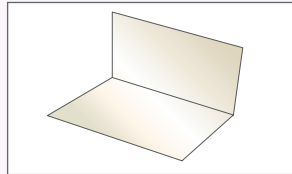
Mill Finish

Flat

CARTON CONTENTS

- 5x7-30 Lbs. Per Bundle
- 100 Pieces Per Bundle

G8X8PB50 (.013)



GALVANIZED FLASHING

Mill Finish

- 200 Black
- 202 Royal Brown
- 360 Terratone

Pre Bent

CARTON CONTENTS

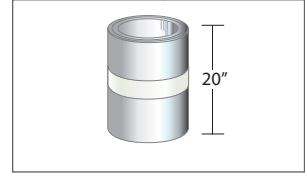
- 50 Piece Bundles
- 8x8-22 Lbs. Per Bundle

Also Available in 100 Piece Bundles

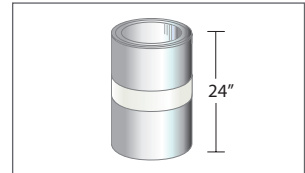
GPB8X8 (.013)

- 8x8-44 Lbs. Per Bundle

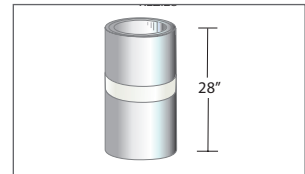
REZI20



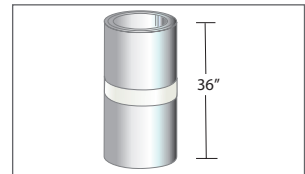
REZI24



REZI28



REZI36



CARTON CONTENTS

- 1 Per Carton • 50 Ft. Per Roll

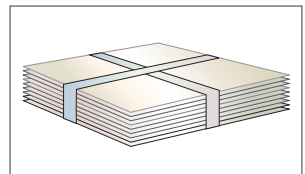
REZI20 - 55 Lbs.

REZI24 - 66 Lbs.

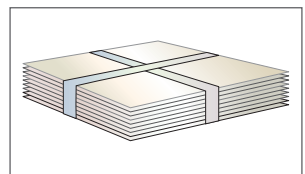
REZI28 - 77 Lbs.

REZI36 - 98 Lbs.

REZI5X7



REZI6X8



REZIBOND FLASHINGS



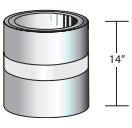
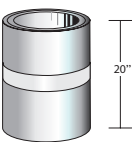
Mill Finish



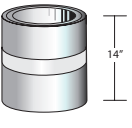
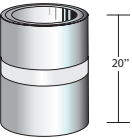
CARTON CONTENTS

- 100 Pieces Per Bundle
- 5x7-16 Lbs. Per Bundle
- 6x8-22 Lbs. Per Bundle




ROLL FLASHING

ALUMINUM MILL FINISH								
	Economy Code (.009)	Description	Pallet Qty.	Length Feet	Color	Type	Gauge	Weight Lbs.
	RF 8x10 EC MILL	8 x 10 Aluminum Economy Mill	50	10	Bare	Econ	.009	0.76
	RF 8x25 EC MILL	8 x 25 Aluminum Economy Mill	50	25		Econ	.009	1.90
	RF 8x50 EC MILL	8 x 50 Aluminum Economy Mill	50	50		Econ	.009	3.80
	RF 10x10 EC MILL	10 x 10 Aluminum Economy Mill	50	10	Bare	Econ	.009	0.96
	RF 10x25 EC MILL	10 x 25 Aluminum Economy Mill	50	25		Econ	.009	2.40
	RF 10x50 EC MILL	10 x 50 Aluminum Economy Mill	50	50		Econ	.009	4.80
	RF 14x10 EC MILL	14 x 10 Aluminum Economy Mill	50	10	Bare	Econ	.009	1.34
	RF 14x25 EC MILL	14 x 25 Aluminum Economy Mill	50	25		Econ	.009	3.35
	RF 14x50 EC MILL	14 x 50 Aluminum Economy Mill	50	50		Econ	.009	6.70
	RF 20x10 EC MILL	20 x 10 Aluminum Economy Mill	50	10	Bare	Econ	.009	1.90
	RF 20x25 EC MILL	20 x 25 Aluminum Economy Mill	50	25		Econ	.009	4.75
	RF 20x50 EC MILL	20 x 50 Aluminum Economy Mill	50	50		Econ	.009	9.50



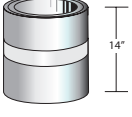
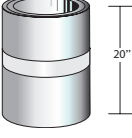
ALUMINUM MILL FINISH								
	Standard Code (.011)	Description	Pallet Qty.	Length Feet	Color	Type	Gauge	Weight Lbs.
	RF 8x10 STD MILL	8 x 10 Aluminum Standard Mill	50	10	Bare	Std	.011	1.00
	RF 8x25 STD MILL	8 x 25 Aluminum Standard Mill	50	25		Std	.011	2.50
	RF 8x50 STD MILL	8 x 50 Aluminum Standard Mill	50	50		Std	.011	5.00
	RF 10x10 STD MILL	10 x 10 Aluminum Standard Mill	50	10	Bare	Std	.011	1.24
	RF 10x25 STD MILL	10 x 25 Aluminum Standard Mill	50	25		Std	.011	3.10
	RF 10x50 STD MILL	10 x 50 Aluminum Standard Mill	50	50		Std	.011	6.20
	RF 14x10 STD MILL	14 x 10 Aluminum Standard Mill	50	10	Bare	Std	.011	1.78
	RF 14x25 STD MILL	14 x 25 Aluminum Standard Mill	50	25		Std	.011	4.45
	RF 14x50 STD MILL	14 x 50 Aluminum Standard Mill	50	50		Std	.011	8.90
	RF 20x10 STD MILL	20 x 10 Aluminum Standard Mill	50	10	Bare	Std	.011	2.50
	RF 20x25 STD MILL	20 x 25 Aluminum Standard Mill	50	25		Std	.011	6.25
	RF 20x50 STD MILL	20 x 50 Aluminum Standard Mill	50	50		Std	.011	12.50


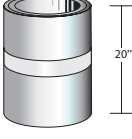
ROLL FLASHING

ALUMINUM MILL FINISH								
	DLX Code (.0162)	Description	Pallet Qty.	Length Feet	Color	Type	Gauge	Weight Lbs.
	RF 8x10 DLX MILL	8 x 10 Aluminum DLX Mill Finish	50	10	C/C	DLX	.0162	1.56
	RF 8x25 DLX MILL	8 x 25 Aluminum DLX Mill Finish	50	25		DLX	.0162	3.90
	RF 8x50 DLX MILL	8 x 50 Aluminum DLX Mill Finish	50	50		DLX	.0162	7.80
	RF 10x10 DLX MILL	10 x 10 Aluminum DLX Mill Finish	50	10	C/C	DLX	.0162	1.94
	RF 10x25 DLX MILL	10 x 25 Aluminum DLX Mill Finish	50	25		DLX	.0162	4.85
	RF 10x50 DLX MILL	10 x 50 Aluminum DLX Mill Finish	50	50		DLX	.0162	9.70
	RF 14x10 DLX MILL	14 x 10 Aluminum DLX Mill Finish	50	10	C/C	DLX	.0162	2.72
	RF 14x25 DLX MILL	14 x 25 Aluminum DLX Mill Finish	50	25		DLX	.0162	6.80
	RF 14x50 DLX MILL	14 x 50 Aluminum DLX Mill Finish	50	50		DLX	.0162	13.60
	RF 20x10 DLX MILL	20 x 10 Aluminum DLX Mill Finish	50	10	C/C	DLX	.0162	3.84
	RF 20x25 DLX MILL	20 x 25 Aluminum DLX Mill Finish	50	25		DLX	.0162	9.50
	RF 20x50 DLX MILL	20 x 50 Aluminum DLX Mill Finish	50	50		DLX	.0162	19.20

ALUMINUM STD. BLACK/BROWN								
	Standard Code (.012)	Description	Pallet Qty.	Length Feet	Color	Type	Gauge	Weight Lbs.
	RF 8x10 STDBL/BR	8 x 10 Aluminum Standard Black/Brown	50	10	C/C	Std	.012	1.12
	RF 8x25 STDBL/BR	8 x 25 Aluminum Standard Black/Brown	50	25		Std	.012	2.80
	RF 8x50 STDBL/BR	8 x 50 Aluminum Standard Black/Brown	50	50		Std	.012	5.60
	RF 10x10 STDBL/BR	10 x 10 Aluminum Standard Black/Brown	50	10	C/C	Std	.012	1.40
	RF 10x25 STDBL/BR	10 x 25 Aluminum Standard Black/Brown	50	25		Std	.012	3.50
	RF 10x50 STDBL/BR	10 x 50 Aluminum Standard Black/Brown	50	50		Std	.012	7.00
	RF 14x10 STDBL/BR	14 x 10 Aluminum Standard Black/Brown	50	10	C/C	Std	.012	1.96
	RF 14x25 STDBL/BR	14 x 25 Aluminum Standard Black/Brown	50	25		Std	.012	4.90
	RF 14x50 STDBL/BR	14 x 50 Aluminum Standard Black/Brown	50	50		Std	.012	9.80
	RF 20x10 STDBL/BR	20 x 10 Aluminum Standard Black/Brown	50	10	C/C	Std	.012	2.80
	RF 20x25 STDBL/BR	20 x 25 Aluminum Standard Black/Brown	50	25		Std	.012	7.00
	RF 20x50 STDBL/BR	20 x 50 Aluminum Standard Black/Brown	50	50		Std	.012	14.00

ROLL FLASHING

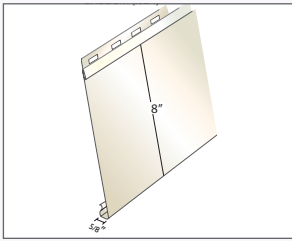
ALUMINUM BLACK/BROWN								
	DLX Code (.0162) Color/Color	Description	Pallet Qty.	Length Feet	Color	Type	Gauge	Weight Lbs.
	RF 8x10 DLX BL/BR	8 x 10 Aluminum DLX Black/Brown	50	10	C/C	DLX	.0162	1.64
	RF 8x25 DLX BL/BR	8 x 25 Aluminum DLX Black/Brown	50	25		DLX	.0162	4.10
	RF 8x50 DLX BL/BR	8 x 50 Aluminum DLX Black/Brown	50	50		DLX	.0162	8.20
	RF 10x10 DLX BL/BR	10 x 10 Aluminum DLX Black/Brown	50	10	C/C	DLX	.0162	2.00
	RF 10x25 DLX BL/BR	10 x 25 Aluminum DLX Black/Brown	50	25		DLX	.0162	5.00
	RF 10x50 DLX BL/BR	10 x 50 Aluminum DLX Black/Brown	50	50		DLX	.0162	10.00
	RF 14x10 DLX BL/BR	14 x 10 Aluminum DLX Black/Brown	50	10	C/C	DLX	.0162	2.84
	RF 14x25 DLX BL/BR	14 x 25 Aluminum DLX Black/Brown	50	25		DLX	.0162	7.10
	RF 14x50 DLX BL/BR	14 x 50 Aluminum DLX Black/Brown	50	50		DLX	.0162	14.20
	RF 20x10 DLX BL/BR	20 x 10 Aluminum DLX Black/Brown	50	10	C/C	DLX	.0162	4.12
	RF 20x25 DLX BL/BR	20 x 25 Aluminum DLX Black/Brown	50	25		DLX	.0162	10.30
	RF 20x50 DLX BL/BR	20 x 50 Aluminum DLX Black/Brown	50	50		DLX	.0162	20.60

GALVANIZED MILL FINISH								
	Economy Code (.0125)	Description	Pallet Qty.	Length Feet	Color	Type	Gauge	Weight Lbs.
	GRF 8X10 EC MILL	8 x 10 Mill Galvanized	50	10	Bare	Econ	.0125	3.49
	GRF 8X25 EC MILL	8 x 25 Mill Galvanized	50	25		Econ	.0125	8.73
	GRF 8X50 EC MILL	8 x 50 Mill Galvanized	50	50		Econ	.0125	17.46
	GRF 10X10 EC MILL	10 x 10 Mill Galvanized	50	10	Bare	Econ	.0125	4.38
	GRF 10X25 EC MILL	10 x 25 Mill Galvanized	50	25		Econ	.0125	10.94
	GRF 10X50 EC MILL	10 x 50 Mill Galvanized	50	50		Econ	.0125	21.88
	GRF 14X10 EC MILL	14 x 10 Mill Galvanized	50	10	Bare	Econ	.0125	6.14
	GRF 14X25 EC MILL	14 x 25 Mill Galvanized	50	25		Econ	.0125	15.36
	GRF 14X50 EC MILL	14 x 50 Mill Galvanized	50	50		Econ	.0125	30.72
	GRF 20X10 EC MILL	20 x 10 Mill Galvanized	50	10	Bare	Econ	.0125	8.79
	GRF 20X25 EC MILL	20 x 25 Mill Galvanized	50	25		Econ	.0125	21.99
	GRF 20X50 EC MILL	20 x 50 Mill Galvanized	50	50		Econ	.0125	43.97

ALUMINUM SIDING

ALL SIDING SOLD BY THE SQUARE

8HBDSM (.024)



8" HORIZONTAL DELUXE SMOOTH


- 102 Pearl Gray
- 202 Royal Brown
- 223 Imperial Brown
- 238 Hickory
- 280 White
- 713 Wicker
- 801 Almond
- 841 Buckskin

*Special colors available
10 Squares Min.*

CARTON CONTENTS

- 2 Squares
- Width: 8" • Length: 12'6"
- 12 Pieces, 44 Lbs. Per Square
- Can also be ordered as
1 Square Cartons

8HBDRW (.024)



8" HORIZONTAL DELUXE ROUGHWOOD

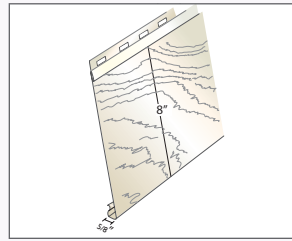
280 White

*Special colors available
10 Squares Min.*

CARTON CONTENTS

- 2 Squares
- Width: 8" • Length: 12'6"
- 12 Pieces, 44 Lbs. Per Square
- Can also be ordered as
1 Square Cartons

8HBDTIMBER (.024)



8" HORIZONTAL DELUXE TIMBERTONE

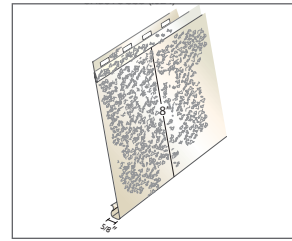
280 White

*Special colors available
10 Squares Min.*

CARTON CONTENTS

- 2 Squares
- Width: 8" • Length: 12'6"
- 12 Pieces, 44 Lbs. Per Square
- Can also be ordered as
1 Square Cartons

8HBDSTUCCO (.024)



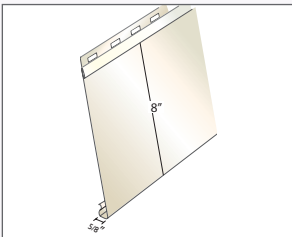
8" HORIZONTAL DELUXE STUCCO (orangepeel)

280 White Only

CARTON CONTENTS

- 2 Squares
- Width: 8" • Length: 12'6"
- 12 Pieces, 44 Lbs. Per Square
- Can also be ordered as
1 Square Cartons

8HBRSM (.019)



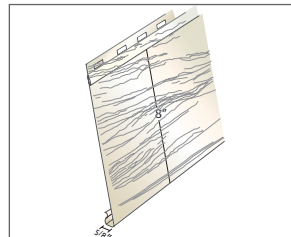
8" HORIZONTAL REGULAR SMOOTH

280 White

CARTON CONTENTS

- 2 Squares
- Width: 8" • Length: 12'6"
- 12 Pieces, 34 Lbs. Per Square
- Can also be ordered as
1 Square Cartons

8HBRRW (.019)



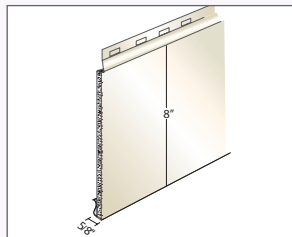
8" HORIZONTAL REGULAR ROUGHWOOD

280 White

CARTON CONTENTS

- 2 Squares
- Width: 8" • Length: 12'6"
- 12 Pieces, 34 Lbs. Per Square
- Can also be ordered as
1 Square Cartons

8FMRSM (.019)




8" FOAM INSULATED REGULAR SMOOTH

280 White

CARTON CONTENTS

- 1 Square
- Width: 8" • Length: 12'6"
- 12 Pieces, 34 Lbs. Per Square

8FMRRW (.019)



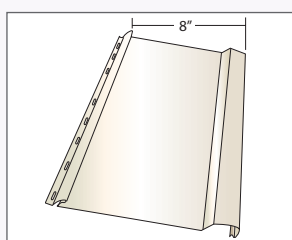
8" FOAM INSULATED REGULAR ROUGHWOOD

280 White

CARTON CONTENTS

- 1 Square
- Width: 8" • Length: 12'6"
- 12 Pieces, 34 Lbs. Per Square

8B&BDSM (.024)



8" BOARD AND BATTEN SMOOTH

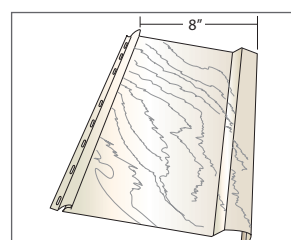
280 White

CARTON CONTENTS

- 1 Square
- Width: 8" • Length: 10'
- 15 Pieces, 45 Lbs. Per Square

*Special colors available
10 Squares Min.*

8B&BDRW (.024)



8" BOARD AND BATTEN WOODGRAIN/ROUGHWOOD

280 White

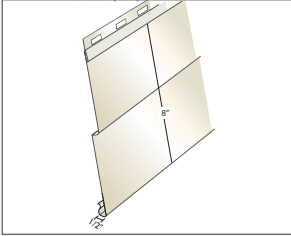
CARTON CONTENTS

- 1 Square
- Width: 8" • Length: 10'
- 15 Pieces, 45 Lbs. Per Square

*Special colors available
10 Squares Min.*

ALUMINUM SIDING

D4DSM (.024)



DOUBLE 4" DELUXE SMOOTH

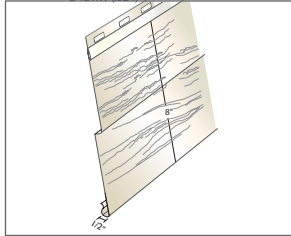
280 White

*Special colors available
10 Squares Min.*

CARTON CONTENTS

- 2 Squares
- Width: 8" • Length: 12'6"
- 12 Pieces, 45 Lbs. Per Square
- Can also be ordered as 1 Square Cartons

D4DRW (.024)



DOUBLE 4" DELUXE ROUGHWOOD

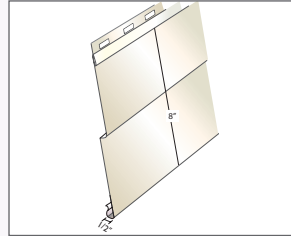
280 White

*Special colors available
10 Squares Min.*

CARTON CONTENTS

- 2 Squares
- Width: 8" • Length: 12'6"
- 12 Pieces, 45 Lbs. Per Square
- Can also be ordered as 1 Square Cartons

D4RSM (.019)



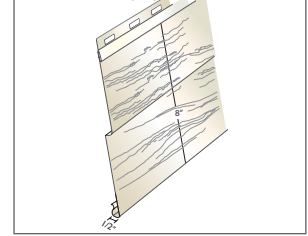
DOUBLE 4" REGULAR SMOOTH

280 White

CARTON CONTENTS

- 2 Squares
- Width: 8" • Length: 12'6"
- 12 Pieces, 37 Lbs. Per Square
- Can also be ordered as 1 Square Cartons

D4RRW (.019)



DOUBLE 4" REGULAR ROUGHWOOD

102 Pearl Gray

- 202 Royal Brown
- 223 Imperial Brown
- 224 Woodstock Tan
- 238 Hickory
- 280 White
- 335 Barn Red
- 713 Wicker
- 801 Almond
- 819 Herringbone
- 841 Buckskin

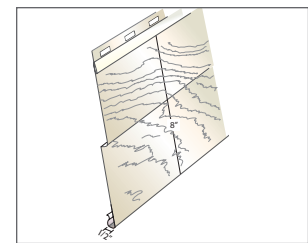
CARTON CONTENTS

- 2 Squares
- Width: 8" • Length: 12'6"
- 12 Pieces, 37 Lbs. Per Square
- Can also be ordered as 1 Square Cartons

Special Color Orders are available in Deluxe profiles only. Please allow two-three weeks for special orders. A minimum of 10 squares are required. A 15% upcharge will be applied to all special orders. For orders over 20 squares there is no upcharge. Warranty is void on special order items. There are no returns on special orders.



D4TIMBER (.019)



TIMBERTONE REGULAR

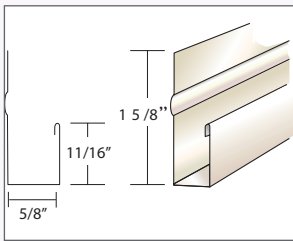
280 White

CARTON CONTENTS

- 2 Squares
- Width: 8" • Length: 12'6"
- 12 Pieces, 37 Lbs. Per Square
- Can also be ordered as 1 Square Cartons

SIDING ACCESSORIES

J58

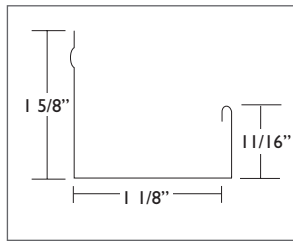


5/8" J-CHANNEL (WIDE FACE)

- 102 Pearl Gray
- 202 Royal Brown
- 223 Imperial Brown
- 224 Woodstock Tan
- 238 Hickory
- 280 White
- 335 Barn Red
- 713 Wicker
- 801 Almond
- 819 Herringbone
- 841 Buckskin

CARTON CONTENTS
 • 25 Pieces • 12 Ft. Lengths
 • 300 Ft. Per Carton • 25 Lbs.

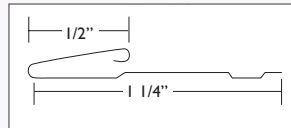
J18



1 1/8" J-CHANNEL FOR INSULATED SIDING

- 280 White
- CARTON CONTENTS**
 • 50 Pieces • 12 Ft. Lengths
 • 600 Ft. Per Carton • 34 Lbs.

UTSNAPLOCK

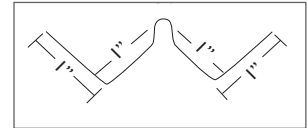


UTILITY TRIM

- 102 Pearl Gray
- 200 Black
- 202 Royal Brown
- 223 Imperial Brown
- 224 Woodstock Tan
- 238 Hickory
- 250 Musket Brown
- 280 White
- 335 Barn Red
- 713 Wicker
- 801 Almond
- 819 Herringbone
- 841 Buckskin

CARTON CONTENTS
 • 50 Pieces • 12 Ft. Lengths
 • 600 Ft. Per Carton • 25 Lbs.

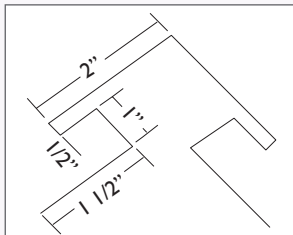
ICIB



INSIDE CORNER POST

- 280 White
- CARTON CONTENTS**
 • 20 Pieces • 10 Ft. Lengths
 • 200 Ft. Per Carton • 25 Lbs.

BP1RW

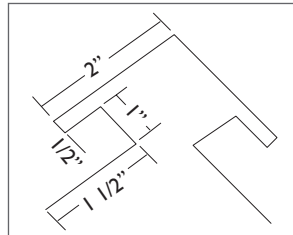


OUTSIDE CORNER POST ROUGHWOOD

- 102 Pearl Gray
- 202 Royal Brown
- 223 Imperial Brown
- 224 Woodstock Tan
- 238 Hickory
- 335 Barn Red
- 280 White
- 713 Wicker
- 801 Almond
- 819 Herringbone
- 841 Buckskin

CARTON CONTENTS
 • 10 Pieces • 10 Ft. Lengths
 • 100 Ft. Per Carton • 25 Lbs.

BP1SM



OUTSIDE CORNER POST SMOOTH

- 102 Pearl Gray
- 202 Royal Brown
- 223 Imperial Brown
- 238 Hickory
- 280 White
- 713 Wicker
- 801 Almond
- 841 Buckskin

CARTON CONTENTS
 • 10 Pieces • 10 Ft. Lengths
 • 100 Ft. Per Carton • 25 Lbs.

SN114



SIDING NAILS 1 1/4"
 Aluminum

SN112



SIDING NAILS 1 1/2"
 Aluminum

SN2



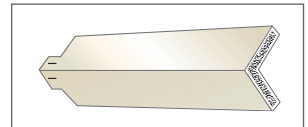
SIDING NAILS 2"
 Aluminum

SN212



SIDING NAILS 2 1/2"
 Aluminum
CARTON CONTENTS
 • 1 Lb. Box • 1 Lb.

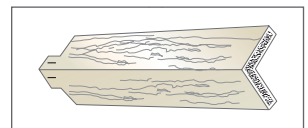
POCSM



OUTSIDE CORNER CAP SMOOTH

- 280 White

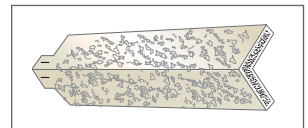
POCRW



OUTSIDE CORNER CAP ROUGHWOOD

- 280 White

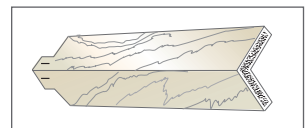
POCSTUCCO



OUTSIDE CORNER CAP STUCCO

- 280 White

POCTIMBER

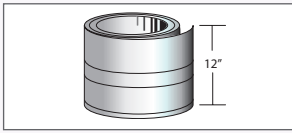


OUTSIDE CORNER CAP TIMBERTONE

- 280 White
- CARTON CONTENTS**
 • 100 Pieces • 10 Lbs.

VINYL FLASHING & ACCESSORIES

VDFC50



HAND BENDABLE
VINYL DECK
FLASHING

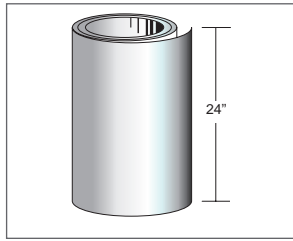
Pre-Scored

Taupe

CARTON CONTENTS

- Width: 12" • Length: 50 Ft.
- 11 Lbs.

PTC24WHSM



VINYL COIL
SMOOTH

White

CARTON CONTENTS

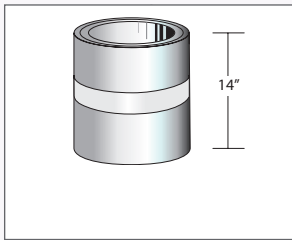
- Width: 24" • Length: 50 Ft.
- 24 Lbs.



Photo Credit: Visbeen Architects

COIL STOCK & TRIM NAILS

C14



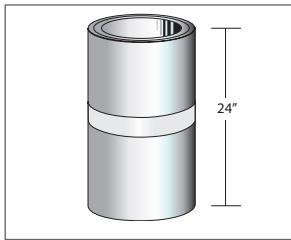
14" ALUMINUM TRIM COIL

202 Royal Brown
280 White

CARTON CONTENTS

- Width: 14 1/2"
- Length: 50 Ft.
- 16 Lbs.

C24



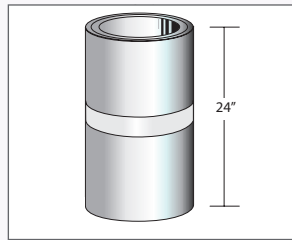
24" ALUMINUM TRIM COIL

See pgs. 28-30 for Color Comparison Charts and Available Colors

CARTON CONTENTS

- Width: 24"
- Length: 50 Ft.
- 26 Lbs. Per Carton

C24024



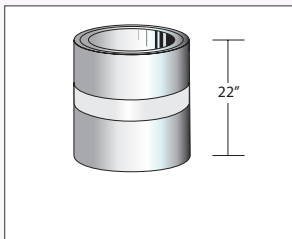
DELUXE .024 24" ALUMINUM TRIM COIL

See pgs. 28-30 for Color Comparison Charts and Available Colors

CARTON CONTENTS

- Width: 24"
- Length: 50 Ft.
- 33 Lbs.

C22



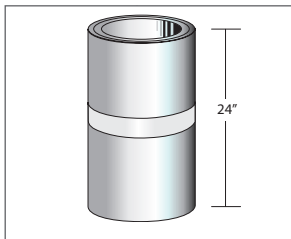
22" ALUMINUM TRIM COIL

224 Woodstock Tan/GW
335 Barn Red/GW

CARTON CONTENTS

- Width: 22"
- Length: 50 Ft.
- 25 Lbs.

C24PVC



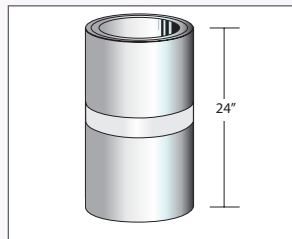
24" PVC TRIM COIL

004 Herringbone/GW
009 Warm Sand/GW
059 Savannah Wicker/GW
060 Clay/GW
878 White/GW

CARTON CONTENTS

- Width: 24"
- Length: 50 Ft.
- 28 Lbs.

C24TUFFTEX



24" TUFFTEX TRIM COIL

TT1288 White/GW
Polaris Brown/GW
Polaris Tan/GW

CARTON CONTENTS

- Width: 24"
- Length: 50 Ft.
- 27 Lbs.

STAINLESS STEEL COLOR FINISH NAILS CFN 114

- 102 Pearl Gray/805 Pewter
- 112 Tuxedo Gray/Slate/Carbon
- 124 Pella Tan
- 190 Brown
- 200 Black
- 202 Royal Brown/
223 Imperial Brown
- 204 Grecian Green/
214 Woodland Green
- 209 Scotch Red/
820 Cranberry
- 215 Barn Red/
Lighthouse Red
- 224 Woodstock Tan
- 238 Hickory/728 Sierra/Clay
- 250 Musket Brown
- 280 White/Aspen White
- 318 Silver Ash/Sandstone/
Mocha
- 325 Sandstone/
827 Champagne/Pearl
- 327 Desert Tan/
Warm Sandalwood
- 355 Light Maple/Saddle
- 360 Terratone/823 Sable/
Espresso/
Graphite/Canyon
- 422 RC Pebblestone Clay/
Rye/Pella
- 672 Spice
- 713 Wicker/334 Prairie Sand
- 791 Norwegian Wood
- 792 Heather/RC Clay
- 793 Sandcastle
- 801 Almond/901 Ivory
- 810 Shale/396 Oxford Blue
- 817 Cream/326 Heritage Cream
- 818 Bronze/795 Pella Brown/
Mocha
- 819 Herringbone/Bone
- 821 Ivy
- 822 Pacific Blue/Regatta
- 837 Granite Gray/Greystone
- 841 Buckskin
- 842 Cypress/Meadow

CARTON CONTENTS

- 1 1/4" Trim Nails
- 1 Lb. Per Box

1 3/4" TRIM NAILS CFN 134

280 White

CARTON CONTENTS

- 1 3/4" Trim Nails
- 1 Lb. Per Box



COLORED COIL STOCK

ALL OVER 280 WHITE UNLESS OTHERWISE NOTED

.019 Trim Coil 24" Coil	.019 Trim Coil 24" Coil (continued)	.019 Trim Coil 24" Coil (continued)	.024 Trim Coil 24" Coil
000 Mill Finish / Mill Finish	331/332 White / Forest Green	582 RMC Meadow	000 Mill Finish / Mill Finish
016 Spruce	355 Light Maple	672 Spice	102 Pearl Gray / GW
019 Hearthstone	360 Terratone	713 Wicker	112 Tuxedo Gray / GW
026 SC Summer Wheat	370 Stratford Blue	791 Norwegian Wood	200 Black / GW
052 SC Java	371 Wheat	792 Heather	202 Royal Brown / GW
079 SC Sea Grass	375 Olive	793 Sandcastle	204 Grecian Green / GW
080 SC Twilight	376 Honey Oak	801 Almond	214 Woodland Green / GW
085 SC Keystone	377 Canyon	805 Pewter	223 Imperial Brown / GW
097 SC Flagstone	379 Oceanside	810 Shale	238 Hickory / GW
102 Pearl Gray	380 Carbon	817 Cream / Heritage Cream	250 Musket Brown / GW
109/370 Polaris White / Beige	381 Indigo	818 Bronze	280 White / GW
112 Tuxedo Gray	383 Peppercorn	819 Herringbone	325 Sandstone Beige / GW
114/115 Polaris Tan / Brown	384 Metropolitan Gray	820 Cranberry	327 Desert Tan / GW
138 Bone	385 Nantucket	821 Ivy	355 Light Maple / GW
200 Black	386 Polaris	822 Pacific Blue	360 Terratone / GW
200/202 Black / Royal Brown	422 Pebblestone Clay	837 Granite Gray	422 Pebblestone Clay / GW
202 Royal Brown	423 RC Sage	841 Buckskin	713 Wicker / GW
204 Grecian Green	424 RC Sterling	842 Cypress	780 Coppertone / GW
212 Greystone	425 RC Victorian Gray	901 Ivory	791 Norwegian Wood / GW
214 Woodland Green	426 RC Vintage Cream	CW01 Colonial White / GW	792 Heather / GW
215 Autumn Red	427 RC Clay	P122 Pella White	793 Sandcastle / GW
220 Graphite	430 Redwood	P124 Pella Tan	801 Almond / GW
223 Imperial Brown	431 Natural Cedar	P126 Pella Poplar	805 Pewter / GW
227 Regatta Blue	432 Shamrock	P127 Pella Putty	817 Cream / GW
229 Slate	433 Ironstone	P795 Pella Brown / Mocha	818 Bronze / GW
230/190 Beige / Brown	435 Midnight Surf		819 Herringbone / GW
237 Espresso	436 Cocoa		820 Cranberry / GW
238 Hickory / Sierra Clay	437 Wedgewood		821 Ivy / GW
248 Sage	438 Charcoal Gray		822 Pacific Blue / GW
250 Musket Brown	439 Walnut		841 Buckskin / GW
255 Weathered Gray	440 Harvard Slate		901 Ivory / GW
280 White	441 Heritage Blue		CW01 Colonial White / GW
318 Silver Ash	517 RMC Warm Sandalwood		
325 Sandstone Beige / Champaign	522 RMC Sunny Maize		
327 Desert Tan	523 Snowmist		
329 RMC Charcoal Gray	547 RMC Slate Blue	GW - Gold Wash	

TRIM COIL CROSS REFERENCE

CERTAINTEEED / WOLVERINE		VARIFORM	
Certaanteed / Wolverine	Quality Compatible Color	Variform Colors	Quality Compatible Color
Autumn Red	215 Autumn Red	Antique Cinnabar	430 Redwood
Buckskin	841 Buckskin	Autumn Beige	793 Sandcastle
Charcoal Gray	329 Charcoal Gray	Bayou	097 Flagstone
Clay	060 PVC Clay	Briarwood	052 Java
Colonial White	CW01 Colonial White	Century Brownstone	327 Espresso
Cypress	842 Cypress	Classic Cream	817 Cream
Desert Tan	327 Desert Tan	Dover White	CW01 Colonial White
Flagstone	097 Flagstone	Flint	837 Granite Gray
Granite Gray	837 Granite Gray	Georgian Gray	424 Sterling
Hearthstone	019 Hearthstone	Hazelnut	376 Honey Oak
Heritage Cream	817 Cream / 326 Heritage Cream	Heritage Linen	138 Bone
Herringbone	004 PVC Herringbone	Island Pearl	138 Bone
Herringbone	819 Herringbone	Mediterranean Palm	375 Olive
Light Maple	355 Light Maple	Natural Almond	P127 Pella Putty
*Linen	517 Warm Sandalwood	Old Dublin	248 Sage
Natural Clay	238 Hickory / 336 Natural Clay	Rich Mocha	517 Warm Sandalwood
Oxford Blue	810 Shale / 396 Oxford Blue	Sandstone	355 Light Maple
Pacific Blue	822 Pacific Blue	Sandy Tan	P124 Pella Tan
Sandstone Beige	325 Sandstone Beige	Sedona Red	215 Autumn Red
Savannah Wicker	713 Wicker	Silver Mist	819 Herringbone
Silver Ash	318 Silver Ash	Stone Mountain Clay	522 Sunny Maize
Snow	280 White	Teak	377 Canyon
Spruce	018 Spruce	Thistle	248 Sage
Sterling Gray	805 Pewter / 397 Sterling	Twilight Shadow	255 Weathered Gray
*Terra Cotta	672 Spice	Urban Iron	380 Carbon
Warm Sand	009 PVC Warm Sand		
White	878 PVC White		
Wicker	059 PVC Savannah Wicker		
<i>* Colors listed are a very close match, may not be exact.</i>			
ROYAL		ROYAL	
Exterior Portfolio	Quality Compatible Color	Royal	Quality Compatible Color
Aspen White	280 White / PVC White	Bark	237 Espresso
Bone	819 Herringbone / PVC Herringbone	Blue Gray	810 Shale
Canyon	377 Canyon	Brownstone	238 Hickory
Carbon	380 Carbon	Charcoal Gray	438 Charcoal Gray
Clay	238 Hickory / PVC Clay	Cocoa	436 Cocoa
Country Beige	517 Warm Sandalwood / PVC Wicker	Cypress	582 Meadow
Cypress	582 Meadow	Flagstone	223 R. Sage
Driftwood	805 Pewter	Granite	220 Graphite
Espresso	237 Espresso	Harvard Slate	440 Harvard Slate
Graphite	220 Graphite	Heather	792 Heather
Greystone	212 Greystone	Heritage Blue	441 Heritage Blue
Harbor Blue	372 Harbor Blue	Hickory	318 Silver Ash
Hillside Green	378 Hillside Green	Ironstone	433 Ironstone
Honey Oak	376 Honey Oak	Linen	138 Bone
Indigo	381 Indigo	Marine Blue	381 Indigo
Ivory	817 Cream	Midnight Surf	435 Midnight Surf
Lighthouse Red	335 Barn Red	Natural Cedar	431 Natural Cedar
Metropolitan Gray	384 Metropolitan Gray	Pebble Clay	422 Pebblestone
Mocha	318 Silver Ash / PVC Warm Sand	Redwood	430 Redwood
Nantucket	385 Nantucket	Rockslide	384 Metropolitan Gray
Oceanside	379 Oceanside	Sable	841 Buckskin
Olive	375 Olive	Sand	517 Warm Sandalwood
Pearl	325 Sandstone Beige	Shamrock	432 Shamrock
Peppercorn	383 Peppercorn	Soft Maple	355 Light Maple
Polaris	386 Polaris	Sterling	424 R. Sterling
Regatta	227 Regatta	Storm	379 Oceanside
Rye	427 Clay	Toasted Almond	377 Canyon
Saddle	355 Light Maple	Tree Moss	378 Hillside Green
Slate	229 Slate	Urban Bronze	383 Peppercorn
Wheat	371 Wheat	Victorian Gray	425 R. Victorian Gray
		Vintage Cream	426 R. Vintage Cream
		Walnut	439 Walnut
		Wedgewood	437 Wedgewood
		Weathered Gray	255 Weathered Gray
		White	CW01 Colonial White
		Wicker	713 Wicker

GUTTER COIL



GUTTER COIL

GC027

CONTENTS

- .027 X 11.75"
- 3 Coils Per Skid
- Approximately 350 Lb. Rolls

6GC032

CONTENTS

- .032 X 15"
- 2 Coils Per Skid
- Approximately 350 Lb. Rolls

MINI GUTTER COIL

MGC150 CONTENTS

- .027 x 11.75" • 150 Ft. Coils
- 1 Coil Per Box
- Approximately 58 Lbs. Per Box
- 0.38 Lb./Ft. 2.65 Ft. Per Lb.

6MGC150 CONTENTS

- .032 x 15" • 150 Ft. Coils
- 1 Coil Per Box
- Approximately 83 Lb. Rolls
- 0.55 Lb./Ft. 1.8 Ft. Per Lb.

MGC100 CONTENTS

- .027 x 11.75" • 100 Ft. Coils
- 1 Coil Per Box
- Approximately 38 Lbs. Per Box
- 0.38 Lb./Ft. 2.65 Ft. Per Lb.

6MGC100 CONTENTS

- .032 x 15" • 100 Ft. Coils
- 1 Coil Per Box
- Approximately 58 Lb. Rolls
- 0.55 Lb./Ft. 1.8 Ft. Per Lb.

MGC50 CONTENTS

- .027 x 11.75" • 50 Ft. Coils
- 1 Coil Per Box
- Approximately 19 Lbs. Per Box
- 0.38 Lb./Ft. 2.65 Ft. Per Lb.

6MGC50 CONTENTS

- .032 x 15" • 50 Ft. Coils
- 1 Coil Per Box
- Approximately 30 Lb. Per Box
- 0.55 Lb./Ft. 1.8 Ft. Per Lb.



COLOR LEGEND

RAIN CARRYING COLOR LEGEND

	COLOR	.027 X 11.75	.032 X 11.75	PIPE / AE / BE	.032 X 15.00	6" PIPE / 6AE / 6BE	.032 X 11.875
Pearl Gray	102	Stock	N/A	Stock	Special	Stock	N/A
Tuxedo Gray	112	Stock	N/A	Stock	Stock	Stock	N/A
Low Gloss White	130	Stock	Stock	Stock	Stock	Stock	Stock
Bone	138	Stock	N/A	Stock	N/A	Stock	N/A
High Gloss White	180	Stock	Stock	Stock	Stock	Stock	N/A
Black	200	Stock	Stock	Stock	Stock	Stock	Special
Royal Brown	202	Stock	Stock	Stock	Stock	Stock	Special
Grecian Green	204	Stock	Stock	Stock	Stock	Stock	N/A
Scotch Red	209	Special	N/A	Special	N/A	Special	N/A
Woodland Green	214	Stock	N/A	Stock	N/A	Stock	N/A
Imperial Brown	223	Stock	N/A	Stock	N/A	Stock	N/A
Hickory Clay	238	Stock	Stock	Stock	Stock	Stock	Special
Musket Brown	250	Stock	Stock	Stock	Stock	Stock	Special
Dark Gray	301	Special	N/A	Special	Special	Special	N/A
Sandstone Beige	325	Stock	N/A	Stock	Stock	Stock	N/A
Desert Tan	327	Stock	Special	Stock	N/A	Stock	Special
Light Maple	355	Stock	N/A	Stock	N/A	Stock	N/A
Terratone	360	Stock	N/A	Stock	Stock	Stock	N/A
Pebblestone Clay	422	Stock	N/A	Stock	N/A	Stock	N/A
Wicker	713	Stock	Stock	Stock	Stock	Stock	Special
Coppertone	780	Stock	N/A	Stock	Special	Stock	N/A
Norwegian Wood	791	Stock	N/A	Stock	Special	Stock	N/A
Heather	792	Stock	N/A	Stock	N/A	Stock	N/A
Sandcastle	793	Stock	N/A	Stock	N/A	Stock	N/A
Mocha	795	N/A	Stock	Stock	Stock	Stock	N/A
Almond	801	Stock	N/A	Stock	N/A	Stock	N/A
Pewter	805	Stock	Stock	Stock	N/A	Stock	N/A
Cream	817	Stock	N/A	Stock	N/A	Stock	N/A
Bronze	818	Stock	N/A	Stock	Stock	Stock	N/A
Herringbone	819	Stock	N/A	Stock	Special	Stock	N/A
Cranberry	820	Stock	Stock	Stock	N/A	Stock	N/A
Ivy	821	Stock	N/A	Stock	N/A	Stock	N/A
Pacific Blue	822	Stock	N/A	Stock	N/A	Stock	N/A
Buckskin	841	Stock	N/A	Stock	N/A	Stock	N/A
Ivory	901	Stock	N/A	Stock	N/A	Stock	N/A
Copper	Contact Customer Service / Sales for details.						

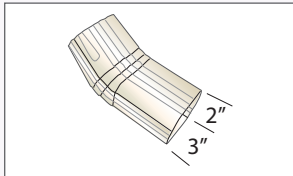
 Stock Item

 Special Item: Please allow 3-5 days.

 Not Available. 5000 Lb. minimum.

GUTTER ACCESSORIES

LNAE



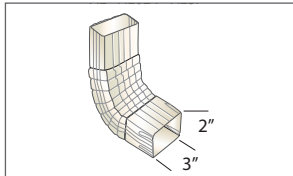
LONGNOSE A ELBOW

30° Bend

130° Low Gloss
180° High Gloss
202 Royal Brown
238 Hickory
250 Musket Brown
713 Wicker

CARTON CONTENTS
• 30 Pieces Per Carton
• 7 Lbs.

AE



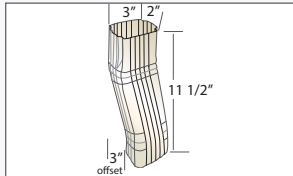
STYLE A ELBOW

75° Bend

See pg. 32 for Color Legend

CARTON CONTENTS
• 30 Pieces Per Carton
• 7 Lbs.

AE OFFSET

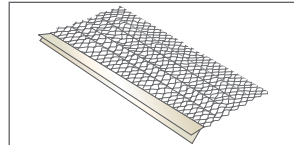


STYLE A OFFSET ELBOW

130° Low Gloss White
180° High Gloss White

CARTON CONTENTS
• 20 Pieces Per Carton
• 6 Lbs.


5LEAFDROP



5" LEAF COVER

CARTON CONTENTS
• 50 Pieces • 4 Ft. Lengths
• 18 Lbs.

CP



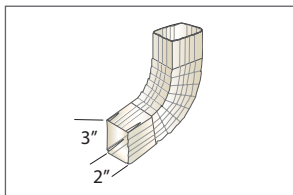
2" X 3" CONDUCTOR PIPE

See pg. 32 for Color Legend

CARTON CONTENTS
• (10) 10 Ft. Pieces
• 100 Ft. Per Carton
• 25 Lbs.

• (10) 8 Ft. Pieces
• 80 Ft. Per Carton
• 20 Lbs.

BE



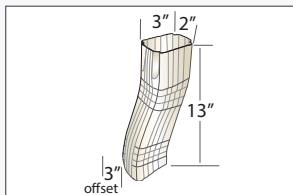
STYLE B ELBOW

75° Bend

See pg. 32 for Color Legend

CARTON CONTENTS
• 30 Pieces Per Carton
• 7 Lbs.

BE OFFSET

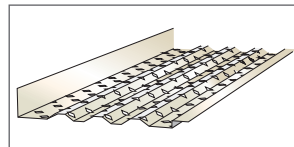


STYLE B OFFSET ELBOW

130° Low Gloss White
180° High Gloss White

CARTON CONTENTS
• 20 Pieces Per Carton
• 6 Lbs.

5GLD

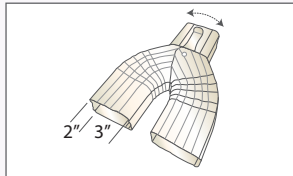


5" GUTTERLOCK DIAMOND

200 Black
280 White

CARTON CONTENTS
• 50 Pieces Per Carton • 6 Ft. Per Piece
• 300 Ft. Per Carton
• 58 Lbs. Per Carton

2X3YD

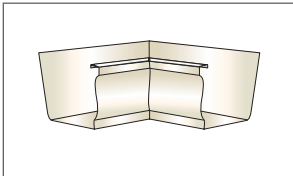


2" X 3" Y DIVERTERS

130° Low Gloss White
180° High Gloss White

CARTON CONTENTS
• 10 Pieces Per Carton • 6 Lbs.

5INM

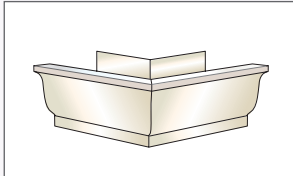


5" INSIDE MITRE

See pg. 32 for Color Legend

CARTON CONTENTS
• 20 Pieces Per Carton
• 7 Lbs.

50TM

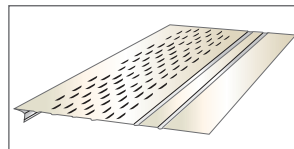


5" OUTSIDE MITRE

See pg. 32 for Color Legend

CARTON CONTENTS
• 20 Pieces Per Carton
• 7 Lbs.

RT-SLOCK



RAIN TRAP

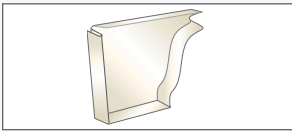
For 5" and 6" Gutter

102 Pearl Gray
200 Black
202 Royal Brown
238 Clay
250 Musket Brown
280 White
360 Terratone
713 Wicker
801 Almond

CARTON CONTENTS
• 25 Pieces • 4 Ft. Lengths
• 100 Ft. Per Carton • 17 Lbs.

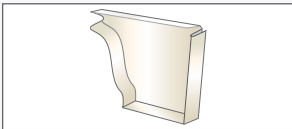
GUTTER ACCESSORIES

5ENL



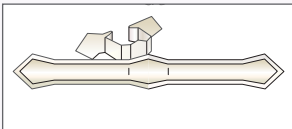
5" LEFT END CAP
See pg. 32 for Color Legend
CARTON CONTENTS
• 50 Pieces Per Carton
• 5 Lbs.

5ENR



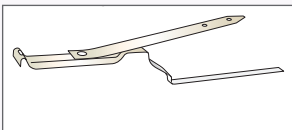
5" RIGHT END CAP
See pg. 32 for Color Legend
CARTON CONTENTS
• 50 Pieces Per Carton
• 5 Lbs.

CPB



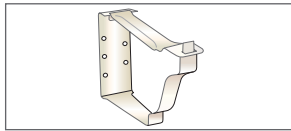
CONDUCTOR PIPE BAND
See pg. 32 for Color Legend
CARTON CONTENTS
• 100 Pieces Per Carton
• 5 Lbs.

5HWA



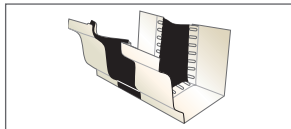
WRAP AROUND HANGER
130° Low Gloss White
180° High Gloss White
202 Royal Brown
CARTON CONTENTS
• 100 Pieces Per Carton
• 5 Lbs.

5FAB




FASCIA BRACKETS
130° Low Gloss White
180° High Gloss White
CARTON CONTENTS
• 100 Pieces Per Carton
• 12 Lbs.

5KREJ



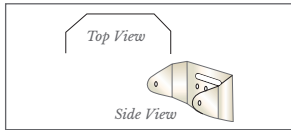
5" RUBBER EXPANSION JOINT
Mill Finish
CARTON CONTENTS
• 12 Pieces Per Carton
• 3 Lbs.

7SPKA



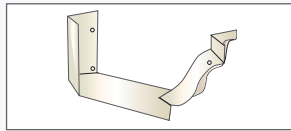
SPIKES
130 Low Gloss White
CARTON CONTENTS
• 500 Pieces Per Carton
• 16 Lbs.

PIPE CLIPS



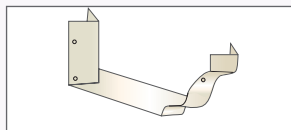
PIPE CLIPS
130° Low Gloss White
180° High Gloss White
202 Royal Brown
204 Grecian Green
238 Hickory
250 Musket Brown
325 Sandstone Beige
360 Terratone
713 Wicker
818 Bronze
820 Cranberry
CARTON CONTENTS
• 50 Pieces Per Carton
• 4 Lbs.

5ISM



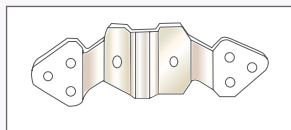
INSIDE STRIP MITRE
102 Pearl Gray
112 Tuxedo Gray
130° Low Gloss White
180° High Gloss White
200 Black
202 Royal Brown
204 Grecian Green
223 Imperial Brown
238 Hickory
250 Musket Brown
325 Sandstone Beige
327 Desert Tan
355 Light Maple
360 Terratone
713 Wicker
780 Coppertone
791 Norwegian Wood
793 Sandcastle
805 Pewter
817 Cream
818 Bronze
819 Herringbone
820 Cranberry
821 Ivy
822 Pacific Blue
841 Buckskin
901 Ivory
CARTON CONTENTS
• 20 Pieces Per Carton • 4 Lbs.

50SM



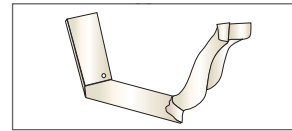
OUTSIDE STRIP MITRE
See above color list for 5ISM
CARTON CONTENTS
• 20 Pieces Per Carton • 4 Lbs.

CLEAT



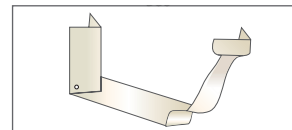
CLEAT
130 Low Gloss White
CARTON CONTENTS
• 100 Pieces Per Carton • 3 Lbs.

BIS



BAY INSIDE STRIP MITRE
130° Low Gloss White
180° High Gloss White
CARTON CONTENTS
• 20 Pieces Per Carton • 4 Lbs.

BOS



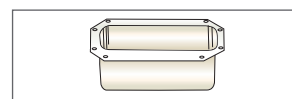
BAY OUTSIDE STRIP MITRE
130° Low Gloss White
180° High Gloss White
CARTON CONTENTS
• 20 Pieces Per Carton • 4 Lbs.

5FER



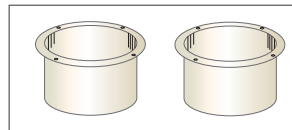
FERRULES
Mill Finish
CARTON CONTENTS
• 500 Pieces Per Carton • 25 Lbs.

OUT



OUTLET TUBE
2" X 3"
Mill Finish
CARTON CONTENTS
• 30 Pieces Per Carton • 3 Lbs.

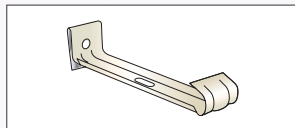
RDOUT RDOUT275



2.375 2.75
2 3/8" ROUND 2 3/4" ROUND
OUTLET TUBE OUTLET TUBE
Mill Finish Mill Finish
CARTON CONTENTS
• 250 Pieces • 15 Lbs.

GUTTER ACCESSORIES

5HDHNGER

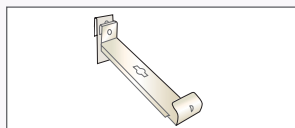


5" HIDDEN HANGERS

Mill Finish

CARTON CONTENTS
• 100 Pieces • 5 Lbs.

5MHOOK

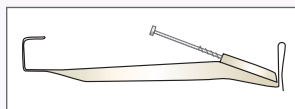


M SERIES HANGER

Mill Finish

CARTON CONTENTS
• 100 Pieces • 5 Lbs.

5HHSCREW

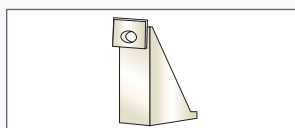


5" HIDDEN HANGER WITH SCREW

Mill Finish

CARTON CONTENTS
• 500 Pieces • 37 Lbs.

GW5WH

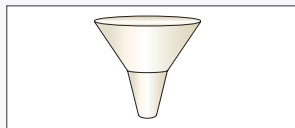


GUTTER WEDGE

White Only

CARTON CONTENTS
• 100 Pieces • 4 Lbs.

FUNW

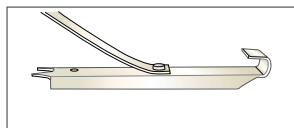


2" X 3" FUNNEL

130° Low Gloss

BOX CONTENTS
• 12 Pieces Per Carton
• 13 Lbs. Per Box

VAM5

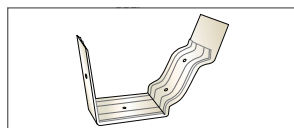


VAMPIRE HANGER

Mill Finish

CARTON CONTENTS
• 100 Pieces
• 8 Lbs.

5SLP



SLIP JOINT CONNECTOR

130° Low Gloss White
180° High Gloss White

CARTON CONTENTS
• 50 Pieces
• 7 Lbs.

PR

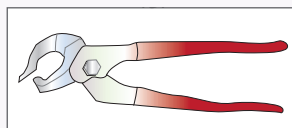


POP RIVET

102 Pearl Gray/805 Pewter
112 Tuxedo Gray
130 Low Gloss
138 Bone
200 Black
202 Royal Brown/
223 Imperial Brown
204 Grecian Green/
214 Woodland Green
209 Scotch Red
238 Hickory
250 Musket Brown
325/827 Sandstone Beige
327 Desert Tan
355 Light Maple
360 Terratone
422 Pebblestone Clay
713 Wicker
780 Coppertone
791 Norwegian Wood
792/318 Heather/Silver Ash
793 Sandcastle
801 Almond/817 Cream
818 Bronze
819 Herringbone
820 Cranberry
821 Ivy
822 Pacific Blue
841 Buckskin

BOX CONTENTS
• 100 Pieces Per Bag
• 10 Bags Per Box
• 3 Lbs. Per Box

TBT

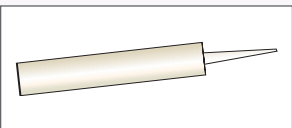


VAMPIRE TOOL

CARTON CONTENTS

• 1 Piece
• 1 Lb.

GM12000

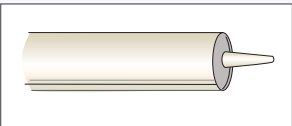


BOSS GUTTER SEAL

V.O.C. Compliant
Clear

CARTON CONTENTS
• 12 Pieces Per Carton
• (12) 10 oz. Cartridges
• 12 Lbs.

BOSS

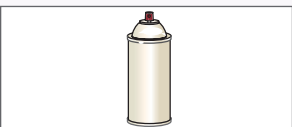


BOSS CAULKING COMPOUND

V.O.C. Compliant
Siding and Soffit Colors

CARTON CONTENTS
• 12 Pieces
• (12) 10 oz. Cartridges
• 12 Lbs. Per Box

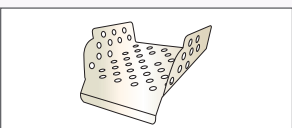
TUPS



TOUCH UP SPRAY PAINT

Gutter Colors
BOX CONTENTS
• (12) 12 oz. Cans • 13 Lbs. Per Box

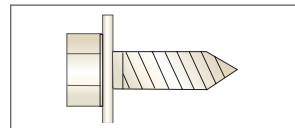
5STR



STRAINER

Mill Finish
BOX CONTENTS
• 30 Pieces Per Carton
• 5 Lbs. Per Box

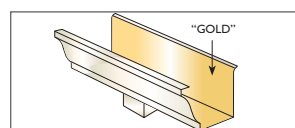
ZSCREWS



8 X 1/2" ZIP SCREWS

102 Pearl Gray/805 Pewter
112 Tuxedo Gray
138 Bone
200 Black
202 Royal Brown
204 Grecian Green/
214 Woodland Green
209 Scotch Red
223 Imperial Brown
238 Hickory
250 Musket Brown
280 White
355 Light Maple
360 Terratone
422 Pebblestone Clay
713 Wicker
780 Coppertone
801 Almond/817 Cream
818 Bronze
819 Herringbone
820 Cranberry
821 Ivy
841 Buckskin
CARTON CONTENTS
• 100 Pieces Per Bag

5ENS

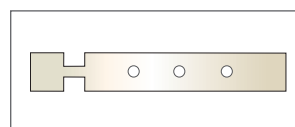


END SECTION WITH OUTLETS

130 Low Gloss
180 High Gloss

CARTON CONTENTS
• 30 Pieces • 12 Lbs. Per Box

5HHSTRAP




HIDDEN HANGER STRAPS

Mill Finish

BOX CONTENTS
• 100 Pieces • 2 Lbs.

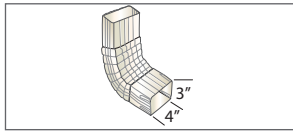
GUTTER ACCESSORIES

6CP



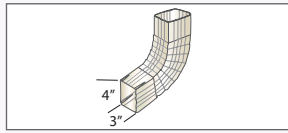
3" X 4" CONDUCTOR PIPE
See pg. 32 for Color Legend
CARTON CONTENTS
• (10) 10 Ft. Pieces
• 100 Ft. Per Carton • 30 Lbs.

6AE



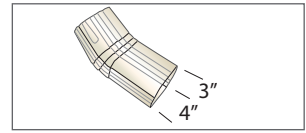
STYLE A ELBOW
75° Degree Bend
See pg. 32 for Color Legend
CARTON CONTENTS
• 15 Pieces Per Carton
• 6 Lbs.

6BE



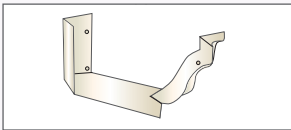
STYLE B ELBOW
75° Degree Bend
See pg. 32 for Color Legend
CARTON CONTENTS
• 15 Pieces Per Carton
• 6 Lbs.

6LNAE



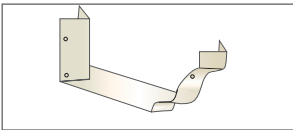
LONGNOSE A ELBOW
30° Bend
130° Low Gloss White
180° High Gloss White
202 Royal Brown
CARTON CONTENTS
• 24 Pieces Per Carton • 6 Lbs.

6ISM



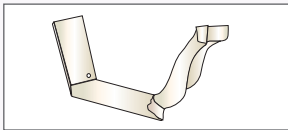
6" INSIDE STRIP MITRE
130° Low Gloss White
180° High Gloss White
202 Royal Brown
238 Hickory
250 Musket Brown
325 Sandstone Beige
360 Terratone
713 Wicker
791 Norwegian Wood
CARTON CONTENTS
• 20 Pieces Per Carton
• 4 Lbs.

6OSM



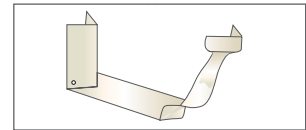
6" OUTSIDE STRIP MITRE
130° Low Gloss White
180° High Gloss White
202 Royal Brown
238 Hickory
250 Musket Brown
325 Sandstone Beige
360 Terratone
713 Wicker
791 Norwegian Wood
CARTON CONTENTS
• 20 Pieces Per Carton
• 4 Lbs.

6BIS



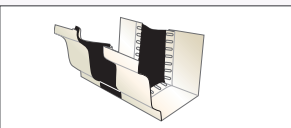
6" BAY INSIDE STRIP MITRE
130° Low Gloss White
CARTON CONTENTS
• 20 Pieces Per Carton
• 4 Lbs.

6BOS



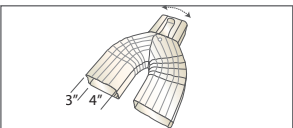
6" BAY OUTSIDE STRIP MITRE
130° Low Gloss White
CARTON CONTENTS
• 20 Pieces Per Carton
• 4 Lbs.

6KREJ



6" RUBBER EXPANSION JOINT
Mill Finish
CARTON CONTENTS
• 12 Pieces Per Carton
• 4 Lbs.

3X4YD

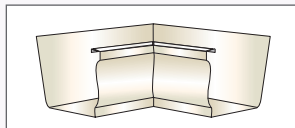


3" X 4" Y DIVERTERS
130° Low Gloss White
CARTON CONTENTS
• 10 Pieces Per Carton • 7 Lbs.



GUTTER ACCESSORIES

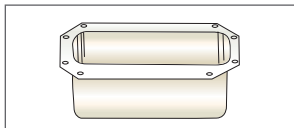
6INM



6" INSIDE MITRE
See pg. 32 for Color Legend

CARTON CONTENTS
• 20 Pieces Per Carton
• 12 Lbs.

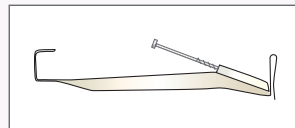
6OUT



3" X 4" OUTLET TUBE
Mill Finish

CARTON CONTENTS
• 50 Pieces Per Carton
• 5 Lbs.

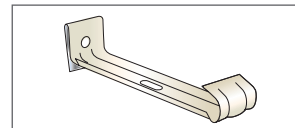
6HHSREW



6" HIDDEN HANGER WITH SCREWS
Mill Finish

CARTON CONTENTS
• 300 Pieces Per Carton
• 27 Lbs.

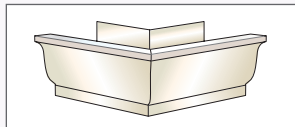
6HDHNGER



6" HIDDEN HANGER
Mill Finish

CARTON CONTENTS
• 100 Pieces Per Carton
• 25 Lbs.

60TM



6" OUTSIDE MITRE
See pg. 32 for Color Legend

CARTON CONTENTS
• 20 Pieces Per Carton
• 12 Lbs.

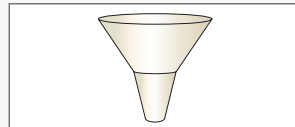
8SPKA



8" SPIKES
130° Low Gloss White

CARTON CONTENTS
• 500 Pieces Per Carton
• 17 Lbs.

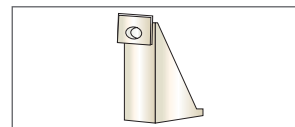
6FUNW130



3" X 4" FUNNEL
130° Low Gloss

CARTON CONTENTS
• 12 Pieces Per Carton
• 4 Lbs. Per Box

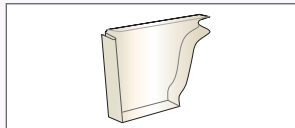
GW6WH



6" GUTTER WEDGE
White Only

CARTON CONTENTS
• 50 Pieces Per Carton
• 3 Lbs.

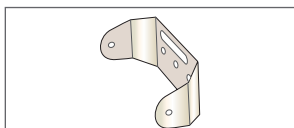
6ENL



6" LEFT END CAP
See pg. 32 for Color Legend

CARTON CONTENTS
• 50 Pieces Per Carton
• 5 Lbs.

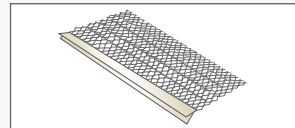
6PIPE CLIPS



6" PIPE CLIPS
130 Low Gloss
180 High Gloss
202 Royal Brown
238 Hickory
250 Musket Brown
325 Standstone Beige
360 Terratone
713 Wicker
818 Bronze
820 Cranberry

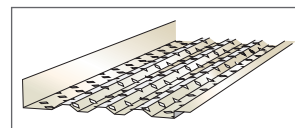
CARTON CONTENTS
• 50 Pieces Per Carton
• 4 Lbs.

6 LEAFDROP



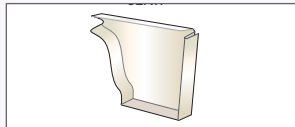
6" LEAF COVER
CARTON CONTENTS
• 50 Pieces • 4 Ft. Lengths
• 18 Lbs.

6GLD



6" GUTTERLOCK DIAMOND
200 Black
280 White
CARTON CONTENTS
• 50 Pieces Per Carton
• 6 Ft. Per Piece
• 300 Ft. Per Carton

6ENR

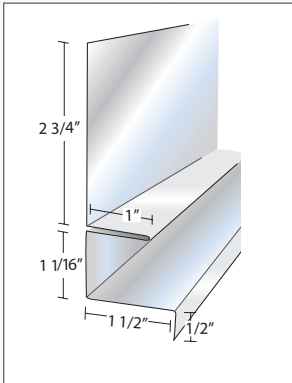


6" RIGHT END CAP
See pg. 32 for Color Legend

CARTON CONTENTS
• 50 Pieces Per Carton
• 5 Lbs.

DECK FLASHING

EFLEDGE1



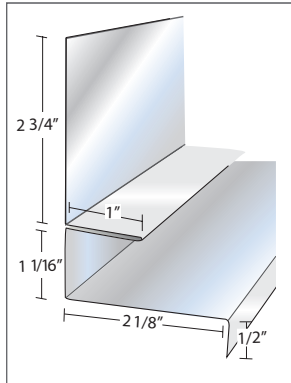
DECK LEDGER FLASHING

G185 Galvanized
SS Stainless Steel

CARTON CONTENTS

- 10 Pieces • 10 Ft. Lengths
- 40 Lbs.

EFLEDGE2



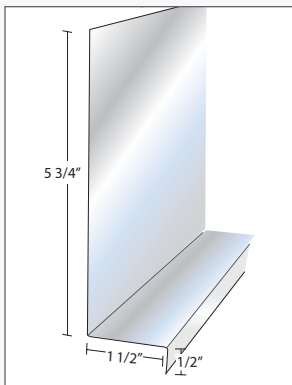
DECK LEDGER FLASHING

G185 Galvanized
SS Stainless Steel

CARTON CONTENTS

- 10 Pieces • 10 Ft. Lengths
- 45 Lbs.

LF775



DECK LEDGER FLASHING

G185 Galvanized
SS Stainless Steel

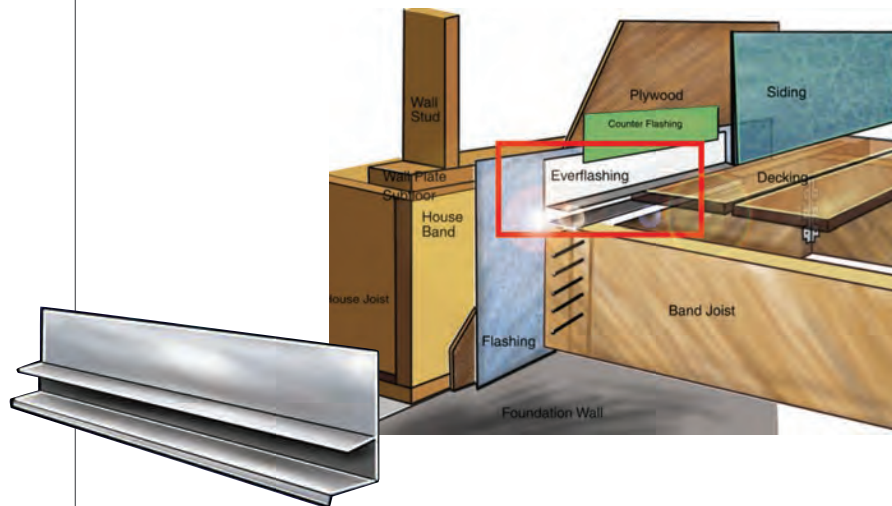
CARTON CONTENTS

- 12 Pieces • 10 Ft. Lengths
- 20 Lbs.



- Failure of the house to ledger connections accounts for 90% of all deck failures.
- Most of those failures are due to lack of proper flashing.
- Water intrusion leads to dry rot, connector corrosion, mold and ultimately ledger failure.
- The joint between the deck and house should always be protected from water intrusion.
- Deck collapses are increasing at an average rate of 20% per year causing injuries or death.

EVERFLASHING IS THE LAST DECK FLASHING YOU WILL EVER NEED!



Everflashing was developed to greatly reduce the possibility of water intrusion. It has been ranked #34 in Building Products Magazine's "Top 100" decking products for 2010. When used as part of a complete deck flashing system, Everflashing's perimeter flashing is designed to allow decking products to expand and contract, while maintaining a clean, finished perimeter edge. Available in 1 1/2" or 2 1/8" profiles in G185 galvanized for use with treated lumber, or stainless steel for salt water applications.

Contact us for more information on Everflashing when you begin your next deck project.

CUSTOM BENDING

NEED HELP WITH A SPECIAL BENDING PROJECT?

Quality Aluminum Products can make complicated bending projects easy with our CNC Metal Folding System located at our Hastings facility.

It can handle aluminum or galvanized material in a variety of colors and gauges. Highly accurate and repeatable bends are achievable utilizing the system's automatic back gauging, clamping and bending in lengths up to 12'.

Contact us so we can quote that special project.



FREIGHT, RETURNS, SPECIFICATIONS, & WARRANTY

FREIGHT AND TRANSPORTATION POLICY

Please contact your account manager or outside sales representative for updated freight rates, shipping zones, or other shipping options. Minimum order requirements and freight charges are subject to change.

1. All merchandise will be shipped via Quality Aluminum whenever possible and will be shipped at our discretion.
2. The use of a Common Carrier service or Quality Aluminum will be at the discretion of the shipping department in accordance with sound shipping practices.
3. Orders are due 72 hours prior to the customer's load date to ensure proper shipping scheduling.
4. Freight charges for all shipments that do not meet the minimum requirements for a prepaid shipment will be added to the invoice as 'Freight Charges'.
5. A fuel surcharge may be added at our discretion if necessary.
6. Valid back order items (less than 90%) will be shipped prepaid on our truck with the customer's next order.

WARRANTY See www.QualityAluminum.com for details.

COATING SPECIFICATIONS

COATINGS:	Dura Coat XT-20 single coat. Baked on polyester, coated over prime coat.
GLOSS:	8 to 14 on 60 Degree Digital Gloss Meter. ASTM Test D523-80
FLEXIBILITY:	No removal of finish with 610 Scotch Tape on @T Blend. ASTM: D-4145-83 PVC: No removal of finish with 610 Scotch Tape on OT Blend. ASTMD 0-4145-83
PENCIL HARDNESS:	F-2H Eagle Turquoise - ASTM D-3363-92A PVC: 2B Eagle Turquoise - ASDM D-3363-92A
ADHESION:	Excellent. ASTM D 4146
IMPACT:	No visual cracking or finish release when subjected to impact in inch pounds equal to one and one half times the metal thickness. ASTM D2794-93.
HUMIDITY RESISTANCE:	No loss of gloss, cracking or peeling after 500 hours @ 100% relative humidity. ASTM D 2247-86A.
SALT SPRAY RESISTANCE:	No under-cutting of film from edges in excess of 1/16" or face blistering after 1,000 hours @ 5% neutral salt spray. ASTM B 117-85.
EXTERIOR EXPOSURE:	A. FADE: Max. 5 units after 10 years at 45° south Florida Exposure after removal of external deposits. ASTM D 2244-85.
B. CHALK:	Max. 6 units rating on all colors with the exception of white within 10 years at 45° south Florida Exposure. ASTM D 659-86.
DRY FILM THICKNESS:	.7 -.85 mils PVC 3.5-3.8 mils.
SOLVENT RESISTANCE:	100+ Double MEK rubs.


RETURN POLICY

Return policy subject to change. Emails will be sent to all customers with an applicable email address on file if a change should occur.

1. No returns will be accepted until a 'Return Material Authorization' (RMA) form has been processed and approved through the Sales/Service office.
2. All authorized returns will be subject to a 20% restocking fee and return freight charges where applicable.
3. Special orders, broken cartons, gutter coil spin downs, or damaged materials are not returnable for credit.
4. Credits will not be issued for materials purchased after 30 days from delivery date unless otherwise noted on the delivery paperwork.
5. In order to process your credit, it is necessary to provide your invoice number, sales order number, or purchase order number. Providing the delivery date is also helpful, but not necessary.
6. See www.QualityAluminum.com for terms and conditions.

SPECIAL ORDERS/CUSTOMER ORDERS

Upcharges will apply.

	
PRODUCT	AVERAGE NFA (in ²) PER LINEAL FOOT
LVP10	9.6
LVP12	11.4
CVPT4	5.0
LVPT4	23.2
CVQ4	15.1
LVQ4	25.0

All vented Soffit is tested by TEES-ESL per the HVI 916, air flow test procedure for Net Free Area (NEA). Test results are certified by the Home Ventilating Institute (HVI).

MATERIALS

All aluminum products are made of 3105 or equivalent aluminum alloy and H-16 or equivalent hardness.

THICKNESS:

- .009" Nominal-Economy RF
- .012" Nominal-Standard RF
- .014" Builder's Soffit-Builder's Drip Edge
- .019" Nominal-Siding, Soffit, Trim Coil & Accessories/Standard Drip Edge
- .024" Nominal-Siding, Fascia and Trim Coil
- .027" Nominal-Gutter Coil
- .032" Nominal-Commercial Gutter Coil

(All values for aluminum thickness are nominal values and have a variance of +/- .002)



Quality Aluminum Products

14544 Telegraph Rd.
Flat Rock, MI 48134

734.783.0990
800.368.2141
734.783.1593 (Fax)

429 S. Michigan Ave.
Hastings, MI 49058

269.945.0376
800.550.1667
269.945.0342 (Fax)

info@qualityaluminum.com
qualityaluminum.com