

2024 CITY OF DETROIT ARRPA IMPACT REPORT



RECOVERY PLAN PERFORMANCE REPORT



TABLE OF CONTENTS

2	TABLE OF CONTENTS
4	LETTER FROM MAYOR MIKE DUGGAN
6	EXECUTIVE SUMMARY
22	USE OF FUNDS
28	ARPA GOALS & STRATEGIES
32	COMMUNITY ENGAGEMENT
38	PROMOTING EQUITABLE OUTCOMES
58	PRIORITIZING DIVERSITY & INCLUSION
78	STRATEGIC PORTFOLIO LEVEL IMPACT ANALYSES
106	PERFORMANCE REPORT
108	TREASURY REQUIRED OUTPUTS
116	TECHNOLOGY
140	HOUSING
232	SOCIAL SERVICES
248	INFRASTRUCTURE
260	PUBLIC SAFETY
284	SMALL BUSINESS
290	PUBLIC SPACES & BLIGHT
344	CITY SERVICES
346	ENDNOTES

Letter from Mayor Mike Duggan

President Joe Biden's American Rescue Plan Act (ARPA) has sped up Detroit's recovery by 10 years, transforming communities and changing lives. In the three years since ARPA was approved by Congress in 2021, Detroit's economy has recovered to pre-pandemic levels and continues to grow.

We are proud to share in this report the tremendous work being done with our allocation of the \$826,675,290 in ARPA funds, one of the largest in the nation. Unlike many other municipalities that used their ARPA funding to fill COVID-related budget holes, my administration, in partnership with City Council, chose to invest in programs, projects and initiatives that support residents directly and improve neighborhoods across the city. From down payment assistance to career training and mentoring to neighborhood beautification and home repairs, the impact ARPA funds have had can be seen and felt across the city.

Some key highlights include:

- Our \$100 million scholarship initiative to help Detroiters remove barriers to employment and prepare for new careers and employment opportunities through paid job training and work experience. The JumpStart program, for example, is designed to ensure long-term employment success for those who have been out of work for six months or longer. It includes job readiness and a skills checkup, job training, financial literacy coaching, employment, and one-on-one support with a community mentor.
- \$17 million for the Down Payment Assistance Program, helping hundreds of longtime Detroiters renters become first-time homeowners. Eligible residents receive up to \$25,000 for their down payment and other up-front costs associated with purchasing a home.
- \$11 million to support ShotStoppers, a Community Violence Intervention Program which takes a whole new approach to combatting violence through a partnership with six local community groups. They focus intensely on preventing violence in a specific, targeted area in neighborhoods with the highest levels of crime. The impressive results have led to an expansion of the program with the planned addition of two more community groups.
- \$3.5 million for the Neighborhood Beautification Program that awards between \$500 to \$15,000 grants to neighborhood associations, block clubs, faith-based groups and non-profits for their beautification projects.

My administration continues to work to implement these programs and dozens more as quickly as possible while ensuring full compliance with strict federal regulations. We maintain that our goal is to strengthen our city by investing in its people. The American Rescue Plan Act has been a major boost in that investment especially in our efforts to support those Detroiters who stayed in the city during difficult times.

Sincerely,



Mike Duggan
Mayor, City of Detroit



Executive Summary

The City of Detroit has received \$826.7 million from The American Rescue Plan Act (ARPA) Coronavirus State and Local Fiscal Recovery Funds (SLFRF) program, the fifth highest amount awarded to metropolitan cities in the United States. This report will continue to tell the deeper story of ARPA impact on the people of Detroit and their communities. This is the third report in a series describing how the City is using the funds to aid in its recovery from the COVID-19 pandemic, capturing the progress, lessons learned, and directions moving forward in this on-going effort. This report covers all the City's activity through June 30, 2024 (the "covered period").

The first [Recovery Report](#) covered the processes by which Detroit engaged with the community to identify its top ARPA Investment priorities, set up and launch projects, and how the City was planning on achieving its ARPA North Star, the end goal of "a resilient city with universally vibrant, safe, healthy and beautiful neighborhoods, providing equitable and inclusionary access to economic mobility and social prosperity."

Last year's [report](#) highlighted the City's efforts in proceeding to this North Star, focusing on ARPA activities progression in enabling the long-term transformation of the city and improving the quality of life for residents through the two-pronged approach of augmenting and building on existing investments for economic growth while also investing in vulnerable communities to create opportunities for household growth & stability.

The City's Down Payment Assistance Program, for example, is helping to stabilize neighborhoods, while helping more low-income renters become first-time homeowners, by granting them up to \$25,000 towards the purchase of a home. Megan and Micah Williams, who both work as church youth pastors received down payment assistance in round 1. Micah says, "this has completely changed our outlook on how we can love our neighbors, how we can love our city! We get to live in a neighborhood where we get to serve our students at."

In this year's report, we will focus on the continued impact of ARPA funds in the City of Detroit, highlighting specifically how ARPA-SLFRF dollars have acted as a last big catalyst of funding that could expedite the city's long-term efforts and bring them to fruition quicker than even the most optimistic Detroit boosters could dream.



The City of Detroit currently has 127 approved ARPA Projects

- **80** of them are currently reporting performance data with 66 reporting spatial and/or demographic data.
- **\$804.8 million** is programmed across these projects, or **97.4% of total funds** appropriated to the city.
- **\$716.7 million** is obligated across these projects, or **86.7% of total funds**
- **\$321.3 million** is spent across these projects, **38.9% of total funds**.
- Since the beginning of ARPA, **20,139 Detroit residents** have attended a total of **428 ARPA-oriented community engagement meetings**.
- Projects currently have an “on the ground” presence in **100%** of Detroit neighborhoods, **97.8%** of all census tracts, **100%** of Detroit’s Federally Qualified Census Tracts (QCT’s), **100%** of Detroit’s most vulnerable communities, and **100%** of historically red-lined census tracts.
- ARPA Project coverage was not restricted to the Downtown, in fact the majority of ARPA Projects were active outside of Downtown across other areas of the City with Downtown having a total of **25 projects active** in its boundaries with a total of **692 unique ARPA Project touches** (2.2% of all touches) while the Rest of the City had **59 projects active** in its boundaries with a total of **30,281 unique ARPA Project touches** (97.8% of all touches)¹
- The ARPA portfolio has served **27,831 Detroit households**, comprising **69,578 Detroit Residents**, to date across 19 projects
- The City of Detroit has built strong shared governance relationships with a total of **26 community organizations** engaged as sub-recipients across **53 sub-recipient agreements** and **23 different ARPA projects**, with **46.2%** of sub-recipients working on two or more ARPA projects.
- ARPA Funds have been used to hire a total of **1,268 municipal employees** during the implementation of ARPA programs, of whom **92.4%** were programmatic staff for specific ARPA project service delivery and **7.6%** were central services administrative staff, with **619 currently active**.

- **42.5%** of all ARPA projects have produced collaborations (project design, implementation and/or service delivery) between two or more city departments, breaking down administrative siloes in the city and facilitating centralized service delivery.
- **5% of unique Detroit households** were served by two or more ARPA Projects with Projects on average working with **8.9** other projects to serve these multi-program participant households.
- The ARPA Down Payment Assistance program **decreased annual mortgage denials across the city by 13.8%** and **grew annual mortgage originations by 10.1%** due to DPA intervention in the housing market, originating a **total of 432 new mortgages**, and allowing **6.4%** of DPA households to buy in the neighborhoods they had already been living in.



Impacts of COVID-19 on Detroit

COVID-19 pandemic brought with it numerous adverse impacts to Detroit, well beyond the case numbers.² According to one estimate³, 35% Detroiters working in March 2020 lost their jobs, with most adverse impact on lower-earning residents on the socioeconomic axis (52% for those making 30K or less compared to 20% of those making 50K or more) and people of color on the racial one (37% of Black residents and 40% Hispanic residents compared to 17% of White residents). Financial precarity amongst those who lost their jobs ranged from not having a place to live to having enough food and water, not to mention heightened depressive symptoms.

The broader socioeconomic context compounded the issues, disrupting the social and economic plans ensuring the financial emergency. The unemployment rate rose to a whopping 40% following the COVID-19 shutdown and persisted at 20% the remainder of 2020.⁴ Beyond job losses, COVID deepened the housing crises, with thousands of residents falling behind on rent and facing potential evictions; see more in the 2022 SLFRF report.⁵

As showcased in this report, the ARPA funding is playing an instrumental role in alleviating the negative impacts of COVID 19. Unemployment rates have held steady since last year, at 4.3%⁶, a sharp decline from 20-40% rates following the COVID-19 shutdown, while mental health indicators like anxiety and depression amongst Detroiters continue to improve⁷. Efforts particularly cognizant of historic racial inequities further pave the way for reparative measures to uplift all Detroiters.



Progress to Date

The City of Detroit has received \$826.7 million from the American Rescue Plan Act (ARPA) Coronavirus State and Local Fiscal Recovery Funds (SLFRF) program. This \$826.7 million awarded to the City of Detroit goes through multiple phases of compliance approval, from initial City Council appropriation, to programming and budgeting. Funds must then be obligated which in turn, results in goods and services being provided and funding spent. Of this \$826.7 million appropriated, currently \$804.8 million has been programmed, \$716.7 million has been obligated, and \$321.3 million has been spent as of June 30, 2024.

The City estimates an additional \$11,792,706 in administrative costs through the grant period of performance. This amount is considered an estimated obligation by US Treasury.

The \$826.7 million given to the city by U.S. Treasury was then distributed across the 15 appropriation categories aligning with mayoral and resident identified priorities spun out of the Community Engagement work described in the [First ARPA Impact report](#) in 2022.

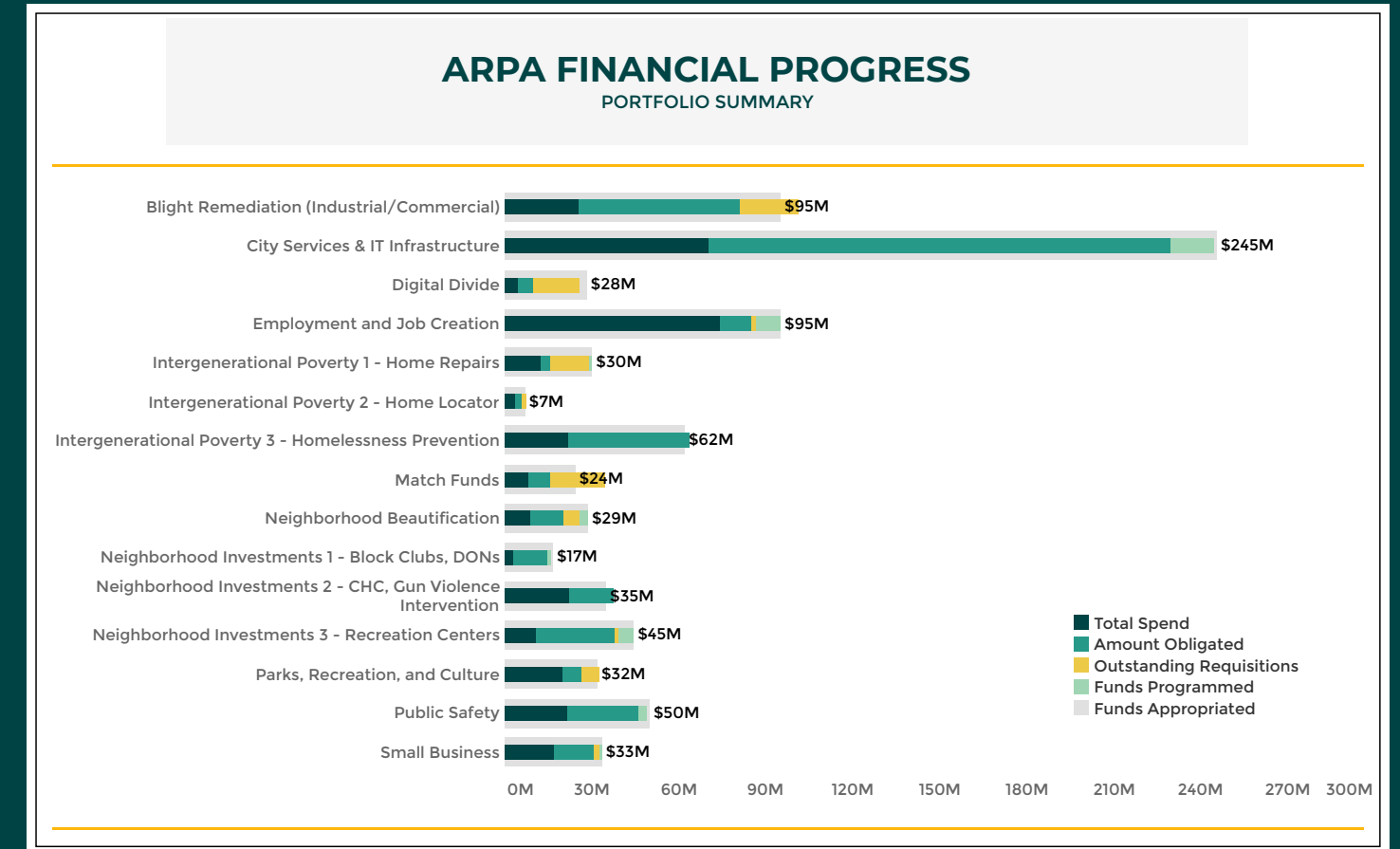
The progress to date on ARPA programming, obligation, and spend across each of these 15 appropriation categories is provided below. This financial information is updated weekly and publicly accessible on the [Detroit ARPA Website](#).

Figure. Appropriation Categories Chart

ARPA FINANCIAL PROGRESS PORTFOLIO SUMMARY					
Portfolio Category	Funds Appropriated	Funds Programmed	Amount Obligated	Total Requisitions	Total Spend
Blight Remediation (Industrial/Commercial)	\$95.0M	\$95.0M	\$80.9M	\$21.5M	\$25.2M
City Services & IT Infrastructure	\$245.5M	\$244.3M	\$229.0M	\$30.3M	\$70.0M
Digital Divide	\$28.4M	\$12.8M	\$9.4M	\$14.5M	\$4.3M
Employment and Job Creation	\$94.8M	\$94.8M	\$84.8M	\$0.0M	\$73.9M
Intergenerational Poverty 1 - Home Repairs	\$30.0M	\$30.0M	\$15.4M	\$7.5M	\$12.2M
Intergenerational Poverty 2 - Home Locator	\$7.0M	\$7.0M	\$6.0M	\$0.4M	\$3.2M
Intergenerational Poverty 3 - Homelessness Prevention	\$62.0M	\$58.7M	\$63.4M	\$3.5M	\$21.8M
Match Funds	\$24.1M	\$24.1M	\$15.4M	\$4.7M	\$8.1M
Neighborhood Beautification	\$28.5M	\$28.5M	\$20.2M	\$5.7M	\$8.9M
Neighborhood Investments 1 - Block Clubs, DONs	\$16.5M	\$15.9M	\$14.7M	\$2.9M	\$3.0M
Neighborhood Investments 2 - CHC, Gun Violence Intervention	\$35.0M	\$35.0M	\$37.4M	\$0.0M	\$22.1M
Neighborhood Investments 3 - Recreation Centers	\$44.5M	\$44.5M	\$37.6M	\$3.5M	\$10.8M
Parks, Recreation, and Culture	\$32.0M	\$32.0M	\$26.4M	\$4.1M	\$19.8M
Public Safety	\$50.0M	\$48.7M	\$45.7M	\$3.5M	\$21.2M
Small Business	\$33.4M	\$33.4M	\$30.4M	\$0.0M	\$16.8M
Grand Total	\$826.7M	\$804.8M	\$716.7M	\$102.2M	\$321.3M

ARPA FINANCIAL PROGRESS PORTFOLIO SUMMARY					
Funds Appropriated	Funds Programmed	Amount Obligated	Total Requisitions	Funds Remaining	Total Spend
\$826,675,290	\$804,775,290	\$716,721,097	\$102,193,724	\$38,523,569	\$321,325,699
		86.0%		4.8%	

Obligation totals do not include the city administrative cost (Central Services) estimates mentioned above performed after the Treasury Reporting period for this report.



Obligation totals do not include the city administrative cost (Central Services) estimates mentioned above performed after the Treasury Reporting period for this report.

15 ARPA Appropriation Categories



Blight Remediation - Industrial/Commercial



City Services & IT Infrastructure



Digital Divide



Employment and Job Creation



Intergenerational Poverty 1 - Home Repairs



Intergenerational Poverty 2 - Home Locator



Intergenerational Poverty 3 - Homelessness Prevention



Match Funds



Neighborhood Beautification



Neighborhood Investments 1 - Block Clubs and DONs



Neighborhood Investments 2 - CHC, Gun Violence Intervention



Neighborhood Investments 3 - Recreation Centers



Parks, Recreation, and Culture



Public Safety



Small Business

Community Impact

Detroit ARPA programs have made significant strides in improving the quality of life for residents across the city. Through targeted initiatives the city has achieved substantial outcomes that demonstrate the effectiveness and reach of these programs.

In the housing sector, the Renew Detroit program has successfully completed **830** roof repairs, helping to ensure that residents have safe and secure homes. Additionally, the Basement Backup Protection Program has completed **278** installations, mitigating flooding risks and protecting property. The Detroit Housing Services project has made a substantial impact by placing **2,791** residents in permanent housing and stabilizing **2,165** residents with temporary housing, providing critical support to those in need.

Beautification efforts have also seen impressive results. A total of **83,728** cubic yards of debris have been cleared out, in addition to the Joe Louis Greenway project removing **21,000** tires, which helps improve the cleanliness and aesthetics of neighborhoods. In addition, the Blight to Beauty - Trees initiative has removed **996** hazardous trees, enhancing safety and visual appeal. Moreover, through the Neighborhood Beautification program, 100 grants have been awarded to non-profits, block clubs and organizations for specific community-driven beautification initiatives.

In the realm of community engagement, the ARPA programs have been proactive in fostering connections with residents. Numerous community engagement events have been organized, drawing substantial participation and involvement from residents.

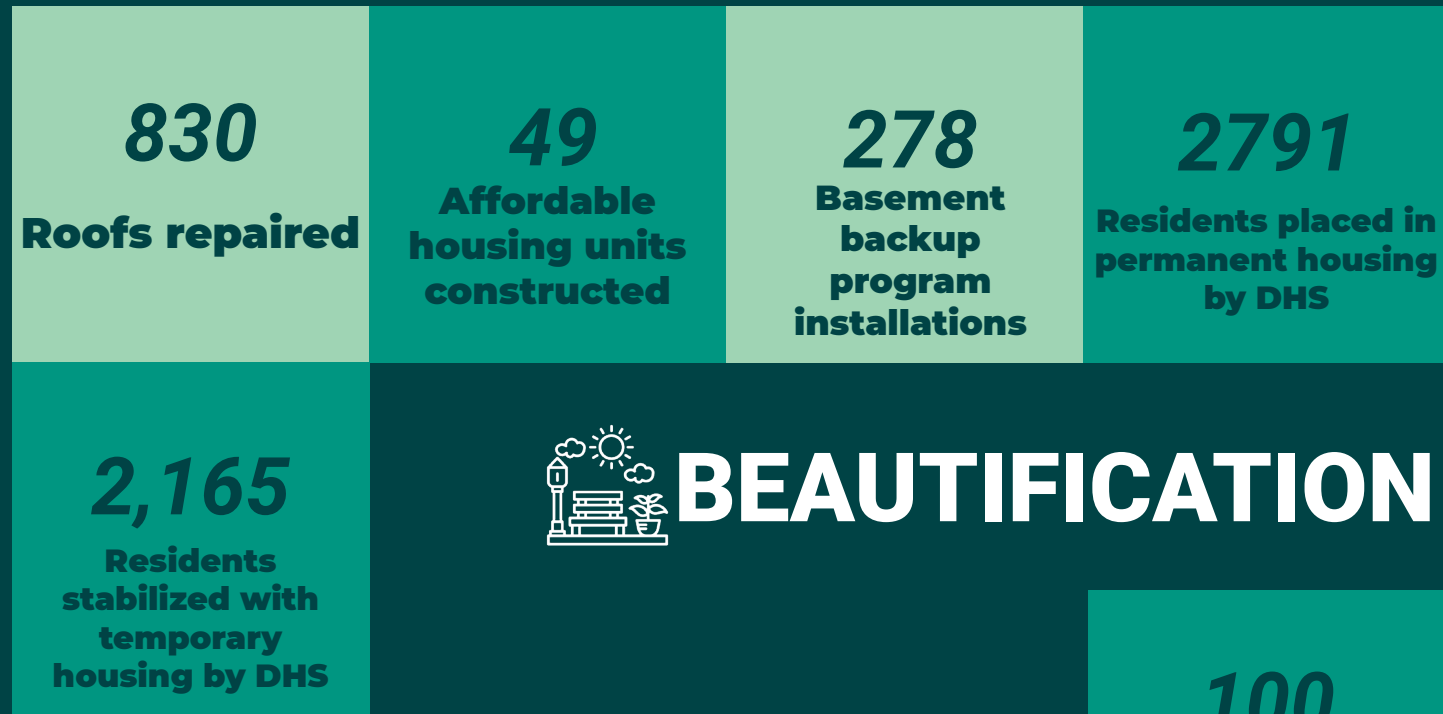
Social services provided through ARPA funding have been instrumental in supporting individuals in need. The programs have delivered critical training and services. One result of this has been numerous job placements and improved economic opportunities for residents.

Support for small businesses has also been a focus, with grants distributed, individuals trained, and businesses supported or created.



The following are some key pieces of data providing a high-level overview of the effect of ARPA programs:

HOUSING



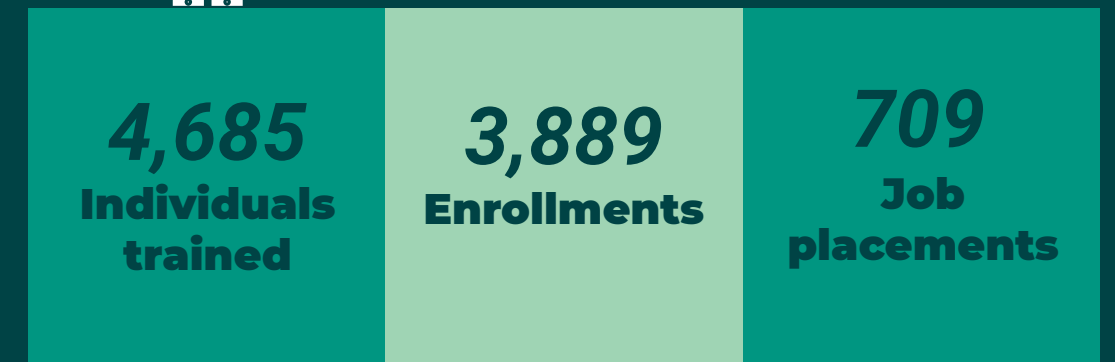
BEAUTIFICATION



Community Engagement



SOCIAL SERVICES



SMALL BUSINESSES



Contributors to the Report

The City of Detroit Recovery Plan Performance Report – State and Local Fiscal Recovery Funds 2023 Report was prepared, coordinated, and authored by the City of Detroit’s Data Strategy & Analytics – ARPA Team (DS&A ARPA). The report was formatted, laid out, and designed by Jonathan Riley. The Communications Team provided editorial support and supplementary content. This report is indebted to the 127 ARPA Project Teams that worked to provide accurate, timely, and robust data along with clarifying project information, context, and more.

For inquiries about the report, please contact dsa@detroitmi.gov

Data Strategy & Analytics – ARPA Team (DS&A ARPA)

Jeff Sternberg, PhD, Deputy Director of Research & Outcomes
Michaela Therrien, Data Monitoring, Evaluation & Learning Specialist
Jonathan Riley, Civic Data Designer
Travis White, Reporting & Visualization Manager
Travis Froberg, Data Librarian/Architect
Humna Awan, PhD, Business Analyst
Brent Smith, ARPA Data & Outcomes Manager
John Lott, Data Engineer
Tyler Musgrave, Mayoral Fellow

Communications Team

Vickie Thomas, Director of Communications, Mayors Office
Stephanie Davis, Communications Manager, Office of the Chief Financial Officer

Use of Funds

The City of Detroit has received \$826.7 million from the American Rescue Plan Act (ARPA) Coronavirus State and Local Fiscal Recovery Funds (SLFRF) program. This \$826.7 million awarded to the City of Detroit goes through multiple phases of compliance approval, from initial City Council appropriation, to programming and budgeting. Funds must then be obligated which in turn, results in goods and services being provided and funding spent. Of this \$826.7 million appropriated, currently \$804.8 million has been programmed, \$716.7 million has been obligated, and \$321.3 million has been spent as of June 30, 2024. These numbers are up from last year's report in 2023 that had seen \$779 million programmed, \$375 million obligated, and \$118.9 million spent this same time last year. This report focuses on the 127 projects the City currently has approved, up from 99 in 2023 and 43 in 2022, that are eligible SLFRF activities under Expenditure Categories (ECs) 1 through 5, in addition to using funds for Revenue Replacement EC-6 and administration of grant funds. There are an additional 7 projects that have not yet been approved or assigned an Expenditure Category and are too early in the project design process to report on.

While the portfolio was reported on last year at the level of the fifteen (15) City of Detroit Appropriation Categories produced by the Mayor's Office and community engagement efforts, this year the portfolio will be discussed on the level of eight (8) Portfolio Categories. These categories were produced to serve as publicly facing and intuitive groupings of projects based on what social sector of the city the projects in a category were intending to intervene in and grow.

Of the City of Detroit's 127 approved ARPA Projects, 101 of them are required to submit performance data to US Treasury, with 80 of them currently reporting performance data (79% of required projects), up from 39 last year. Available performance data is the result of both which forms of data were required by the U.S. Department of Treasury according to project expenditure category and what each project has been able to provide so far. There are three types of performance data that a project can submit: (1) Output data, (2) Spatial data, and (3) Demographic data.

The City estimates an additional \$11,792,706 in administrative costs through the grant period of performance. This amount is considered an estimated obligation by US Treasury.



All projects within EC 1-5 are required to report output data which can be understood as performance metrics co-designed between the project and DS&A ARPA to measure project success in meeting the project's purported long-term goals. Projects that provide direct services to residents, businesses, or community organization are also required to submit demographic data in order to evaluate the equity impact of these services on a programmatic and portfolio level. This demographic data can include the address of the resident, their ethnicity, race, gender orientation, household income, education level, language, sexual orientation, and other variables collected relevant to ascertain whether services are being provided equitably to historically marginalized and under-represented groups. While the demographic data does include address data that can be used to understand the geographic spread of service provision, other projects like capital or placemaking projects submit a third form of spatial data, their geographic boundaries for the new construction or renovation to help identify the impact and investment the project is going to have on its proximate area.

Of the City of Detroit's 127 approved ARPA Projects:

- **101** are required to submit performance data, **80** currently are, **21** have data models created and are expected to make their first submission soon
- **33** are required to submit demographic data, **19** are currently
- **70** are required to submit spatial data, **47** are currently
- **57** projects have provided demographic and/or spatial data available and have provided their Output Data.
- **4** projects have provided one of the required forms of Output, Spatial or Demographic performance datasets but have another required submission outstanding.
- **24** projects are active and have data models defined but have submitted no performance data as of June 30, 2024.
- **25** projects are EC-6 and are not required to submit data; however, three (3) of these projects have chosen to capture and submit performance data and are represented in the project performance report in the pages that follow.



Use of Funds by Category



City Services/Technology: Investments and projects that help maintain the City of Detroit services which include, cybersecurity infrastructure, upgrading the City's technology devices, improving internet access, and capital budget supplements along with covering operating costs.

Housing: Addresses the housing crisis in Detroit including initiatives focused on affordable housing provision, foreclosure and homelessness prevention outreach and homeownership initiatives, credit repair and restoration initiatives, down payment assistance, and Veterans' housing programs, including home repairs.

Infrastructure: Targets investments in city infrastructure to help facilitate urban regeneration by building up the capacity of city services through initiatives including commercial corridor parking development, updating records management facilities & processes, and constructing new streetscapes.

Public Safety: Aims to reduce crime and improve emergency response through traffic enforcement, gun violence reduction initiatives, Detroit Police Department training facility improvements, and Community Violence Interventions.

Following last year's lead, the portfolio will be discussed on the level of eight (8) Portfolio Categories. These categories were produced to serve as publicly facing and intuitive groupings of projects based on what social sector of the city the projects in a category were intending to intervene in and grow.



Public Spaces and Blight: Projects that work to both reduce blight across the city while creating new forms of public space (parks, greenways, historical sites, recreation centers) for residents to enjoy, improve public health outcomes, and encourage further neighborhood stabilization.

Small Businesses: Small business recovery programs; small business capacity building; development stimulus programs; and corridor investments.

Social Services: Workforce, human services, and case management level interventions on the level of individual city residents aiming to produce household stability and create pipelines to generational wealth.

Outside of EC1-5: These projects are not required to submit output data to treasury. Some projects that do not fall under EC1-5, however, have decided to report out on output data.

ARPA Goals & Strategies

The City of Detroit set a North Star for the Implementation of its ARPA Portfolio early on: the end goal of “a resilient city with universally vibrant, safe, healthy and beautiful neighborhoods, providing equitable and inclusionary access to economic mobility and social prosperity.” Prior to COVID-19 and ARPA funds, the City of Detroit was already working hard on achieving this goal of improving the lives of Detroiters through many different programs and initiatives. The administration and community continued the work that they had already been doing for over a decade, overseeing the City’s exit and recovery from the nation’s largest historical municipal bankruptcy to the harkening of a new Detroit renaissance. The ARPA funds entered this context of Detroit’s transformational decade long change, appearing on the scene as a last big catalyst of funding that could expedite the city’s long-term efforts and bring them to fruition even quicker than even the most optimistic Detroit boosters could dream.

The City of Detroit thought of ARPA funds as one-time opportunity dollars, knowing which priorities they wanted to use these funds for while never wanting to off-set the municipal budget. Detroit, post-bankruptcy, has maintained balanced budgets every year and has worked to ensure activity induced by ARPA remained sustainable. To this end, every project application that was submitted for review and approval of ARPA funds was asked whether the project under consideration was going to either (1) leverage external funding, (2) create new revenue sources, or (3) create cost savings in the delivery of city services. Numbers on how many projects aimed to meet each of these sustainability goals are provided below. ⁸

50+

Projects that will sustain activities during and/or beyond ARPA through leveraged external funding

30+

Projects that will create a new revenue stream, add to an existing revenue stream, or decrease revenue

10+

Projects that will help the City save or avoid costs providing economic relief to the City or carry ongoing funding requirements

ARPA dollars were uniquely suited to this task, coming with less red tape both in terms of approved-uses and the ability to spend them on municipal staffing. This informed their implementation strategy and the goals to which they were put. Furthermore, given their limited time-span for use of three to five years, they had to be put to short- and medium- term use, allowing the City to re-prioritize and protect programs that had long-term runs and more restrictive funding sources and plug them into programs on less firm footing or new initiatives altogether. This activity was balanced against an appraisal of existing grant sources to identify service areas where alternative funds were not likely to be available. The flexibility of these funds also allowed the city to experiment more than they could have if they were solely reliant on general fund and other federal grant dollars, both expanding and scaling up existing programs, while also taking an entrepreneurial approach to project design and implementation, allowing programs to get up and running and then see how they performed over the course of the funding to decide whether they were successful enough to demand long-term investment.

To reach their intended goals of long-term impact on Detroit as a whole, the City of Detroit focused their efforts not only on what was to be done but also how, using the ARPA dollars to both reconsider, analyze and improve city functioning in the long-term. To this end, the City of Detroit employed a “City within a City” approach to ARPA Implementation, conducting a similar gap and needs analysis of the municipal government infrastructure that was performed on the city as a whole, and used the funds to build up, accelerate and modernize the municipal state machinery via investments in different teams, departments, etc. The flexibility provided by ARPA funds and specifically for dollars situated within the Central Services allocation enabled the City to maneuver around the usual administrative staff caps associated with other forms of funding and make staff and administrative investments across multiple teams (the lean team, data team, finance team, etc.) in the hopes of improving those departments and their associated processes in the city over the long-term.

In line with these efforts, there has been significant growth in the size of the dedicated ARPA Central Services Team with the Office of the Chief Financial Officer (OCFO) ARPA Team hiring a Director of ARPA Finance Strategy and Director of ARPA Implementation in order to streamline, centralize, and make the distribution and use of ARPA dollars more efficient. This has been paired with the growth of the Data Strategy & Analytics (DS&A) ARPA Team to help standardize, centralize, and expand the extent and accuracy of ARPA financial and performance reporting through the creation of project progress performance management dashboards and other data tools for guiding portfolio decision-making and keeping all project teams and stakeholders on the same page.

These efforts in relation to ARPA strategy were concretized into the following strategic goals in order to appropriately and effectively operationalize and implement the City's ARPA North Star:

Improve Civic Infrastructure by empowering residents to be part of the decision-making process

Modernize and improve city processes in the long-term

- Internally by breaking down barriers between departments operating in silos and increasing collaboration across and between departments and their associated processes and service delivery.
- Externally by removing barriers for programs to get started and to improve the collaboration process with non-profits and other subrecipients throughout the city

Accelerate action towards long-term city goals, provide gap-financing to realize city flourishing. State of the City 2024 - Overall Decade Plan

Be creative and innovative with developing City programs thanks to the flexibility afforded by ARPA Funds by taking chances on solutions that have not been tried before and seeing what results

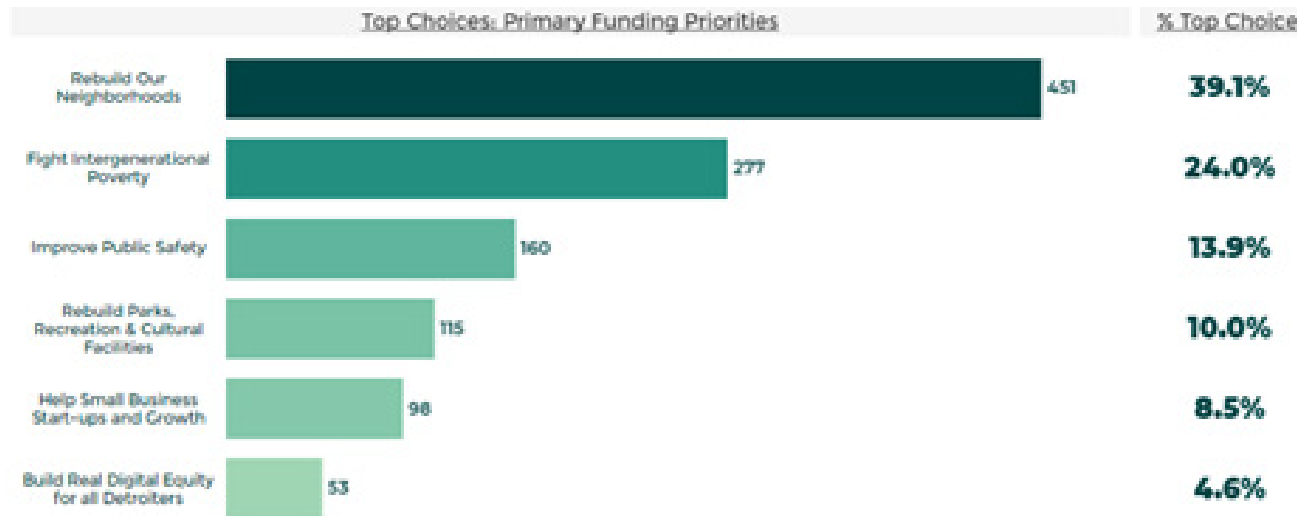
- Community Violence Intervention (CVI), Down Payment Assistance (DPA), etc.

To this end, ARPA Implementation prioritized these goals both within and beyond the context of ARPA to centralize siloed city staff and services, revamp and modernize administrative processes, and update Detroit's government machinery moving beyond the ARPA Spend deadline of December 31, 2026.



Community Engagement

This category fosters the goal of 1) engaging intended beneficiaries to contextualize service provision to the needs of the communities served, and 2) ensuring that every resident is aware of the services available to them, and how to access those services. The first goal, that we refer to as Community Engagement, is our front-end engagement, whereas the second goal that we refer to as Practical Communication serves as our back-end engagement. Community engagement is going to comprise the efforts taken by the city to engage the community in the design and priority setting of ARPA implementation as it unfolds through community meetings and in-person engagement. Practical communication comprises the work of getting the word out about ARPA projects to drive resident interest and participation in the services, as well as telling the story and impact of ARPA-funded projects as they deliver services and close out to inform the community on the results of these programs, increasing government transparency and accountability. All of this work involves many diverse communication strategies from community meetings and in-person work to web accessibility and communications. This plurality of approaches fit both the multi-faceted goals that Detroit’s ARPA team set for itself related to community engagement but also as a response to recognized existing barriers to engagement. When designing the ARPA programs, the residents and community members



65
Public Meetings

3,838
Meeting Participants

411
Community Meeting Responses

743
Online Survey Responses

of Detroit were an integral part of the decision-making process. During May and June 2021, the City received input from Detroiters on how to spend ARPA funds at numerous community meetings and through survey responses. This initial community engagement helped define and delineate the 15 ARPA Appropriation Categories.

The City of Detroit has integrated ARPA engagement and communication into their cadence of regularly scheduled community and Department of Neighborhoods (DON) meetings. Community meetings are held multiple times during the week throughout the city. In the Dept of Neighborhoods, there are 14 District Managers that attend block club meetings on a monthly basis. In 2022, 4 ARPA outreach workers were hired that help to give information at all community meetings.

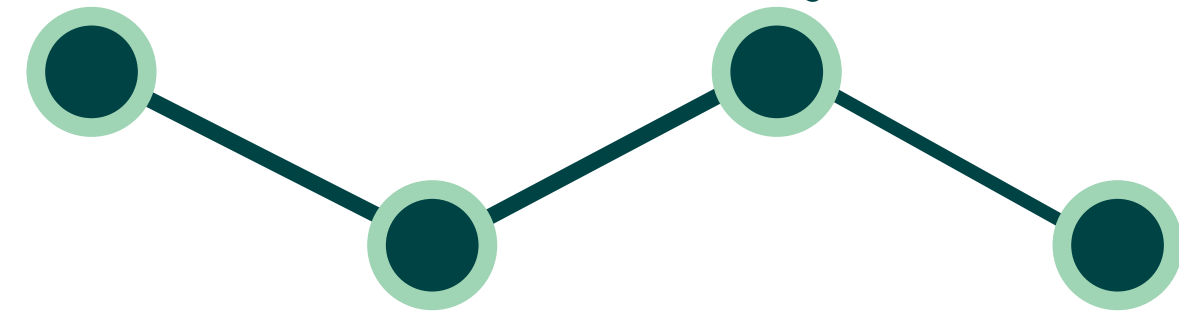
Timeline

May 2021 - December 2021

- 3,838 residents
- 65 Meetings

January 2023 to December 2023

- 4,754 residents
- 121 meetings



May 2022 - December 2022

- 9,493 total residents
- 219 Meetings

January 2024 to June 2024

- 2,054 residents
- 23 Meetings

ARPA in Total

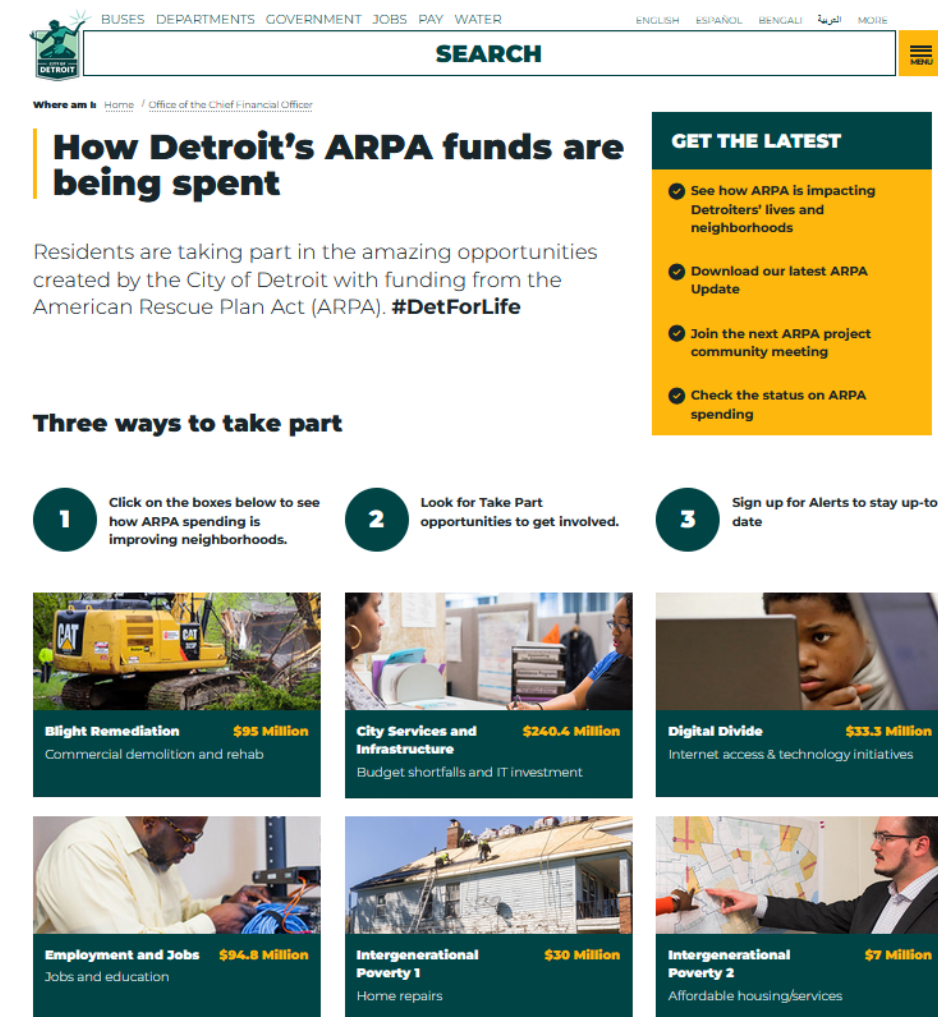
- 20,139 Residents attended meetings
- 428 Meetings

Practical Communication

Connecting with residents not only in-person but virtually has proven to be a success. The goal was to reach out to as many Detroit residents, businesses, and community groups as possible. Virtual engagement was maintained through the use of the City's ARPA Website, hosted on and linked to the City's existing web presence, and tied into a growing City Media Campaign not strictly confined to ARPA activities but that ARPA funds made possible, the Detroit for Life campaign. By conducting virtual engagement events, the City was able to connect with and reach more residents than in-person engagement events and demonstrate their commitment to holistic engagement strategies, reaching respondents not able to attend in-person events for time or mobility constraints.

ARPA Website

Having an ARPA Website, social media platforms, and community engagement team has proven to increase awareness of opportunities through ARPA. The website aims to create transparency by allowing residents to see how ARPA funds are being prioritized and spent, impacting Detroiters' lives and neighborhoods, find opportunities to get involved (whether in community meetings, as vendors, suppliers, workers, or program participants, etc.), sign up for alerts to stay-up-to-date and more. The website has been the central landing page for the city to communicate to residents promoting upcoming project openings and enrollment opportunities, request for proposals and vendor offerings, project outcomes in the form on One-Pagers (as referenced below), and more.



Detroit for Life

[Detroit for Life](#) campaign is a public outreach and community engagement initiative. The overall goal of this campaign is to ensure that Detroit residents are aware of the many programs and opportunities they have available to them. ARPA is heavily marketed in this campaign as the city aims to get as many residents enrolled in as many ARPA programs as possible.

The campaign has provided marketing resources to multiple city programs that focus on jobs, education, small business support, affordable housing projects and more. This is just one of the many campaigns that promote civic engagement and allow residents to participate in the effort in improving the lives of Detroiters.

This campaign connects with residents through radio, television, newspapers, billboards, print ads, and social media. There is also a newsletter that is mailed to all residents. This program has been a huge success and has resulted in more public engagement and participation from residents. The Detroit for Life website has seen a large increase in the number of views and users. Over the past 5 months, the website has had almost 200,000 views.

DETROIT FOR LIFE | ARPA UPDATE
JULY 2024



JumpStart
Program includes education, career, and job training skills for residents who've been unemployed for more than six months.

- 1831 participants
- 594 enrolled in education programs
- 707 enrolled in occupational training



Neighborhood Beautification Program

- Supporting block clubs, organizations, and non-profits in the work to beautify neighborhoods with grants from \$500 to \$15,000.
- Since Fall 2022, 100 grants have been awarded through the program.



Farwell Rec Center Gym

- Expands the Farwell Recreation Center with a new 9,000-square-foot gymnasium that includes two inclusive restrooms, one of which will have a shower stall.



Chandler Park Athletic Fieldhouse

- The 130,000-square-foot fieldhouse will be the first sports dome in Detroit, located inside Chandler Park, which is the City's fourth largest park, spanning 200 acres.
- The \$14-million dome is expected to be completed in 2025.
- Includes: a multi-use court for basketball, volleyball, and pickleball; a field for football, Soccer in the D and lacrosse; a track; and multi-purpose rooms for community activities.



ShotStoppers: Community Violence Intervention (CVI)

- The City has been working with six community organizations on CVI in neighborhoods hardest hit by violent crime.
- Several of the CVI groups saw violent crime drop 30% - 70%, allowing them to earn performance bonuses.
- Crime in non-CVI areas citywide dropped by 23%.

Forthcoming Detroit ARPA Impact Website

In addition to the existing ARPA Website, the City of Detroit and DS&A ARPA Team is also hard at work on a data-driven public-facing Detroit ARPA Impact website showcasing the impact of Detroit ARPA funds and projects on the city as a whole. This website will be built from and will showcase all of the data points that went into the generation of this Annual Report (project performance metrics, demographics, spatial data, finances, and more) to provide residents, policy-makers, journalists, researchers, etc., with an up-to-date public record of all ARPA activity across all sectors and levels of performance, providing transparency and accountability on the use of ARPA-funds while also giving users analytic tools to understand ARPA's impact.

This Impact website will maximize the depth and breadth of data available on Detroit ARPA-SLFRF across a multi-media web-tool that mixes together live nested dashboards with static and periodically updated Research Briefs, Project Mid-Term and Closeout Evaluations, Equity and Economic Impact Analyses and more. The Impact website aims to be a tool that not only presents information on all relevant data points for ARPA Projects, but that puts them into context and relation to one another, allowing users to see the impact of the portfolio via already performed analysis of ARPA Impact alongside tools that residents can use to conduct their own drill-down analyses across the portfolio or on specific projects.

The ARPA Impact Website is set for a 2025 launch and will aim to provide many of the insights included in this annual report with updated data and more exploratory ability on the end of web users.

Promoting Equitable Outcomes

Under the Duggan administration, clear goals and objectives were set around equity and inclusion in the City of Detroit designed to address decades of disinvestment in underserved neighborhoods and other inequities. City government leaders are committed to breaking down barriers to opportunity and opening doors to greater prosperity for Detroit residents. The ARPA portfolio seeks to align with these goals and objectives.

The City of Detroit has approached the ARPA-SLFRF Funds as not only a tool to respond to immediate pandemic-related concerns but as a historic infusion of federal funds that can be used to pursue an unprecedented urban redevelopment strategy that puts Detroit residents, entrepreneurs and neighborhoods first and seeks to mitigate some of the discriminatory practices of the past such as redlining and other unfair housing and lending practices that still have residual effects today. Identifying and targeting the populations and places that have been historically under-represented, marginalized, and excluded from the City's economic prosperity is a top priority for the City, both for its use of SLFRF funds and also in its overall approach to creating opportunities for every resident and every neighborhood.

Last year's report employed a two-pronged approach to evaluating the equity impact of Detroit's ARPA portfolio: analyzing how ARPA both augmented existing growth in the city while investing in vulnerable communities outside of Downtown.

This year's report continues and expands the measurement of Detroit's ARPA equity impact in the following ways:

- 1. Benchmarking how the City of Detroit is doing in terms of equity in relation to other cities, holding the City accountable to measures of equity that have proven powerful and important by other actors in the field and sharing how Detroit is doing in these terms**
- 2. Expanding the scope for evaluating equity by looking at ARPA activity in relation to historical bases of inequality and direct pandemic experiences**
- 3. Diving into a few examples of how Detroit is digging even deeper into questions of equity impact through project-specific equity evaluations and specific products to guide and inform decision-makers and the public**

Benchmarking Equity: Detroit's Performance relative to other Municipalities

The City of Detroit considered equity from multiple different perspectives when it came to implementing and monitoring the ARPA-SLFRF Dollars. The city is committed to promoting fairness and eliminating systematic disparities by distributing dollars with a fair, just, and equitable mission throughout every stage of the process.

Equity can be defined as being fair, impartial, inclusive, and ensuring those most in-need are receiving resources and have equal opportunities to participate and prosper. When strategically planning the use of ARPA, the city focused on the following pillars and priorities, to ensure an immediate and long-term equitable approach was implemented, the goal being to leave an everlasting positive impact on Detroiters and generations to come.

Many other cities are exemplifying equity with a list of priorities and pillars to ensure their funds are being implemented with an equitable approach. Other non-profits and scholars have also provided guidance on those priorities and pillars. For example, The Kresge Foundation published, [*The American Rescue Plan Act: Promoting Equity Through ARPA Implementation*](#), and argued that cities should be using SLFRF funds to address the disproportionate impacts of the pandemic on low-and moderate-income people and communities of color with explicit attention to several core values: leveraging federal aid to invest in underserved areas to address systemic inequities, partner with non-profits and the private sector, and using the funds for community and social investment to provide sustained continuity in equity efforts.

10 Priorities for Advancing Racial Equity Through the American Rescue Plan

1	Explicitly name racial equity as a goal, with specific targets to produce results at scale	6	Invest in frontline, Covid-impacted, and disinvested communities
2	Engage historically underserved communities in prioritizing investments	7	Prevent displacement and increase community ownership of land and housing
3	Connect unemployed and low-wage workers with good jobs and careers	8	Strengthen civic infrastructure that builds the power and capacity of marginalized communities
4	Stabilize and grow businesses owned by people of color and immigrants	9	Prioritize a few deep, cross-sector, high-impact equity investments
5	Restore and expand public services that deliver critical physical and care infrastructure to disadvantaged communities	10	Track disaggregated data to ensure accountability to equity goals

Route Fifty Connecting State and Local Government Leaders, published an article outlining 10 priorities for advancing equity. According to Policy Link, an equitable recovery can only be successful if the local jurisdiction deploys resources in a manner that begins to address the underlying conditions that perpetuate disadvantage. [Policy Link](#) has also created 10 priorities for Advancing Racial Equity Through the American Rescue Plan, showcased in the accompanying figure. These 10 priorities and corresponding worksheet were created in consultation with chief equity officers, policy makers, community leaders, cities, and philanthropic partners.⁹

Building on this work, the City of Detroit benchmarked its equity performance against the following nine equity priorities to exemplify just some of the many ways that equity was implemented throughout ARPA funds in the City of Detroit in line with the way practitioners and other municipalities nationally have been approaching, defining, and evaluating their own equity efforts :

1. Maximizing Spatial Equity
2. Reaching Historically Marginalized & Vulnerable Populations
3. Reaching Populations & City Programs that were negatively impacted by COVID-19
4. Prioritizing Diversity & Inclusion
5. Building Community Engagement & Improved Civic Infrastructure
6. Increasing Partnerships with the Community
7. Hiring City of Detroit Staff & Making Administration Improvements
8. Investing in Careers, Jobs, Economy, and Education
9. Intervening in the Ownership of Land & Housing

The Data Strategy & Analytics (DS&A) ARPA team has been able to collect demographic data, performance metrics & outputs, and geographic data from projects teams, departments, and ARPA partners to demonstrate the above pillars.

Maximizing Spatial Equity

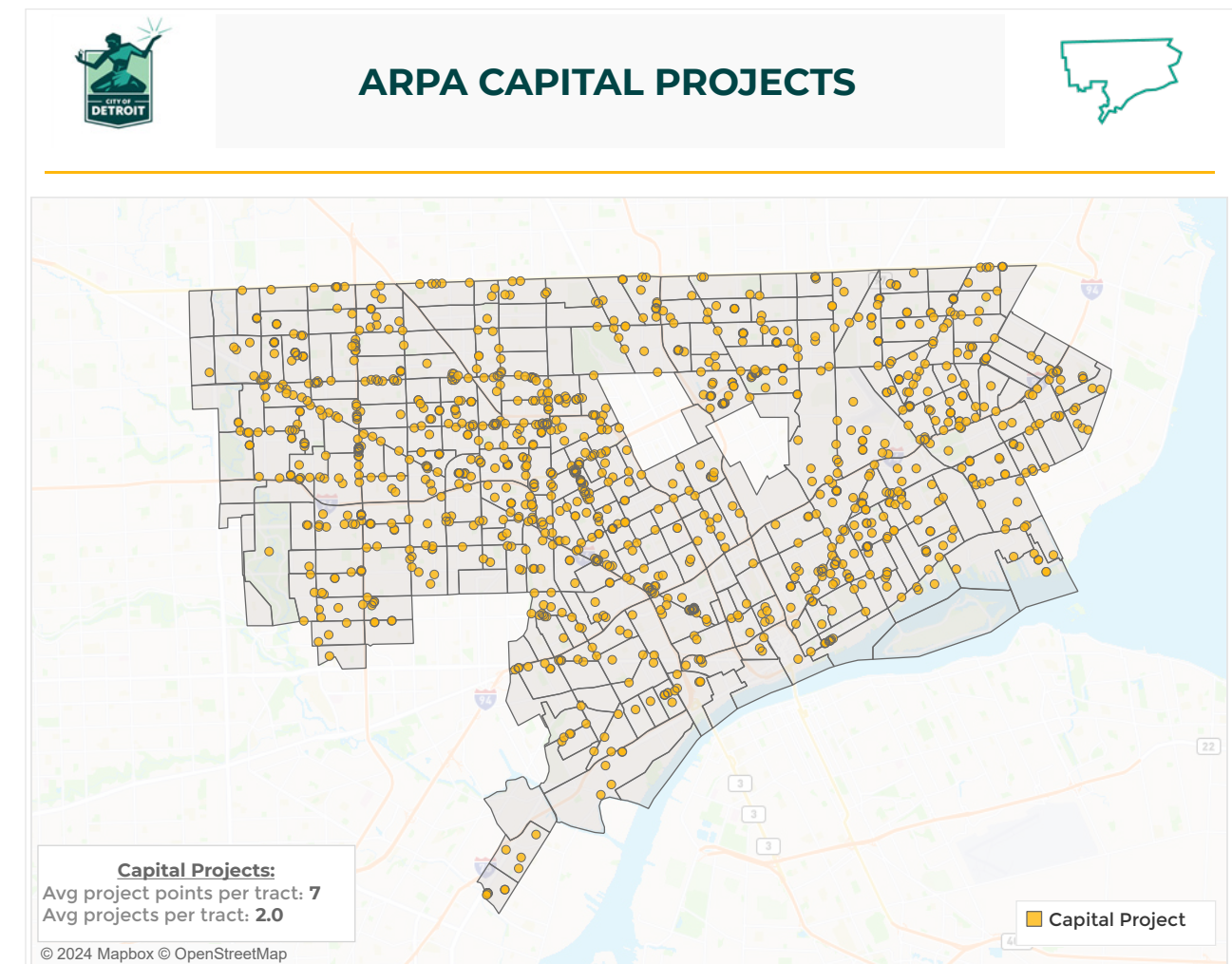
ARPA Spatial Equity was evaluated by mapping the locations of all known Capital Projects and Resident-Facing within the City of Detroit funded by American Rescue Plan Act (ARPA) dollars. Capital Projects include affordable housing developments, park improvements, homeless shelter constructions, public facility renovations, and more. ARPA funds are incorporated into these projects in multiple ways, providing full or partial funding to match other city/grant funds, or providing gap financing for private and community developers to start or complete projects in the city. Resident-Facing Projects include any project providing services directly to a Detroit Household from Human Services projects offering social assistance, workforce training, and job placement, to housing programs offering long-term housing placements, home repairs, or rental assistance.

In order to provide readers with a broad and simple understanding of Detroit's ARPA Portfolio Coverage and create a rudimentary baseline of whether the portfolio is achieving spatial equity, all data points associated with a given ARPA project from the population of projects that had submitted spatial performance data. These data points could include the anonymized addresses of residents, businesses, non-profits, and other organizations served by service-based projects; or the locations of the new buildings or renovations being built by capital projects; or, even still the locations of infrastructure installation, blight clean-up, commercial corridor definition, and more. Counts of both how many projects are present in a given geography (census tract, neighborhood, etc.) are provided alongside a count of how many unique ARPA Project data points are located within the given geography, what will be referred to as ARPA Project Touches.

This section, and the following sections on reaching historically marginalized and vulnerable populations, will update the frameworks of project coverage and equity impact used in last year's Impact Report using geographies such as neighborhood, census tract, federally qualified census tract, most vulnerable census tracts according to the CDC's social vulnerability index, and the strategic neighborhood fund designated investment areas. This report will add further layers for fleshing out equity impact, including historically red-lined neighborhoods and downtown versus the other areas of the city.

30,973 total project data points or touches.
27,831 household demographic touches from
19 total projects
3,142 capital or physical improvement touches
 from **47** total projects

66 projects required to do so had spatial and/or demographic data submitted in such a format at the time of this analysis, up from **25** last year. As a result, analyses of spatial/geographic equity are restricted to the coverage of these **66** projects.

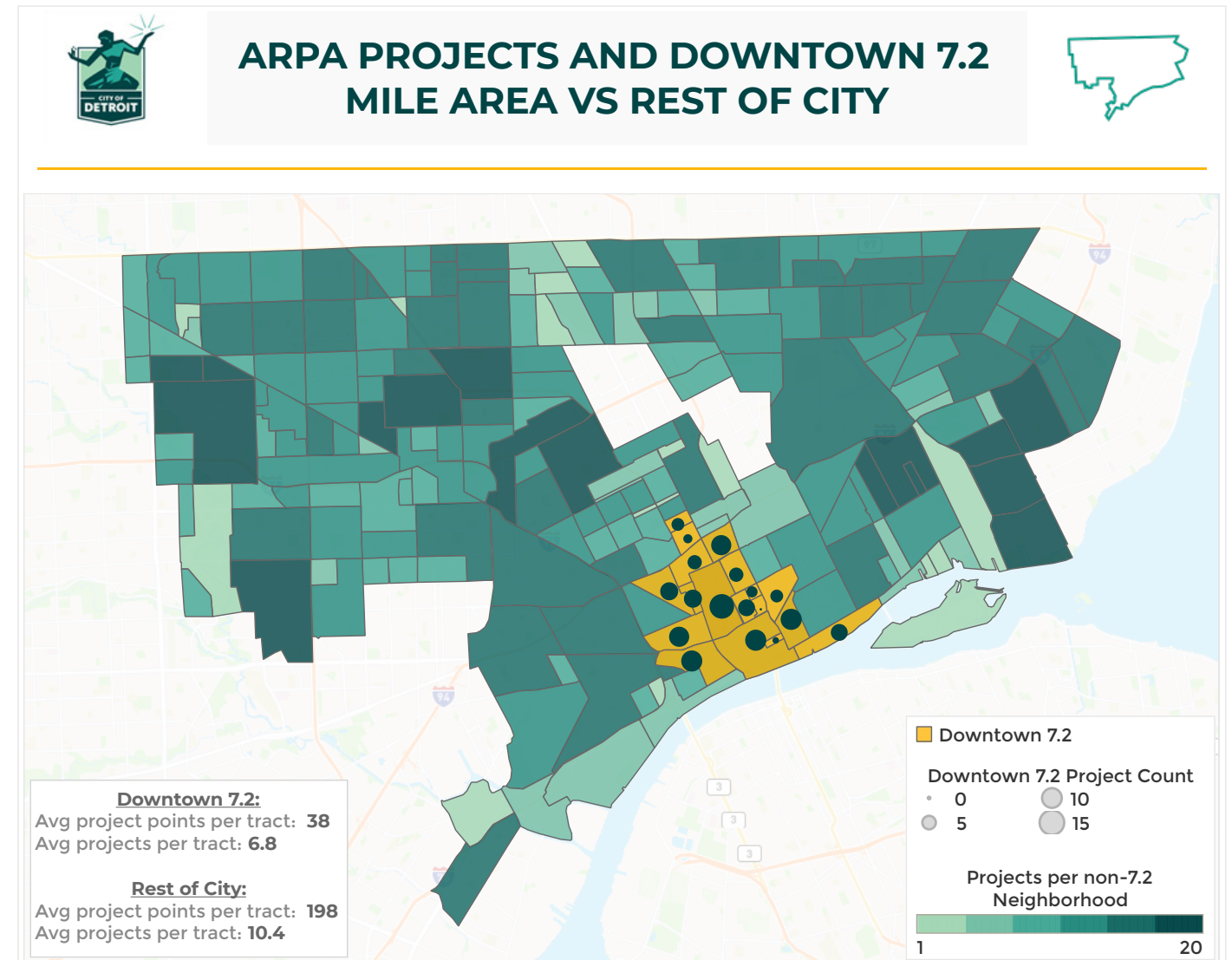


Downtown and the Neighborhoods

Detroit is 139 square miles and has a population of 633,218 residents¹⁰, with a population density of 4,556 residents per square mile. After decades of de-industrialization and population loss, the city has been left with a highly dispersed population that requires specific targeting to reach. With this in mind, the city set an equity goal of making sure that the ARPA dollars were dispersed evenly across the city to those who were in the most need.

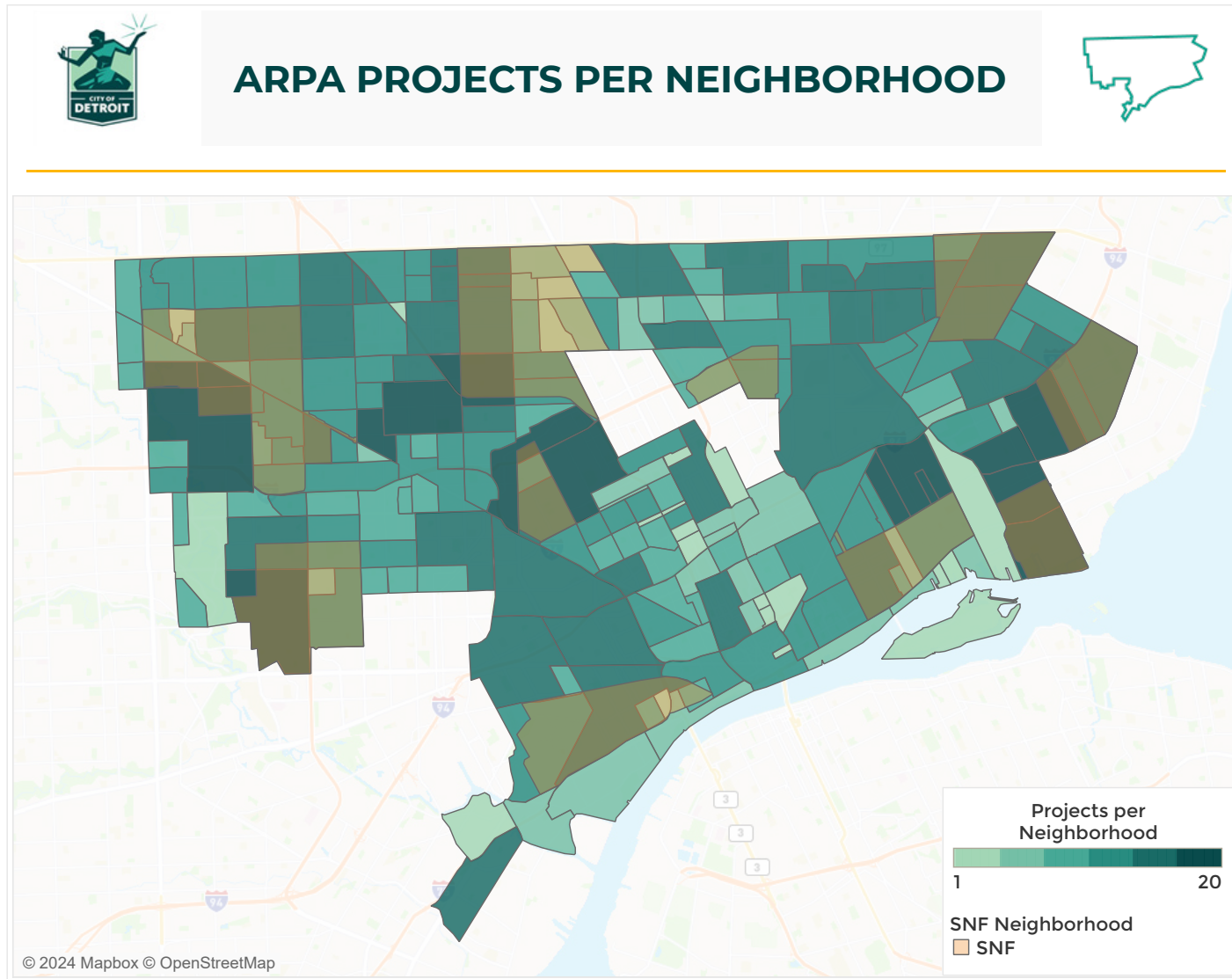
Many of the stories surrounding Detroit's revitalization over the past decade have focused on the economic activity and capital (new development, business creation, residential living, etc.) flowing into the greater downtown area. The greater downtown has been referred to by the Downtown Detroit Partnership and Hudson-Webber Foundation as the area associated with the Downtown, Midtown, New Center, Woodbridge, Eastern Market, Lafayette Park, Rivertown, and Corktown neighborhoods, comprising 7.2 square miles and holding 36,550 residents or 5,076 residents per square mile.¹¹ While central to building the economic base to lead, expand, and sustain the growth and development of Detroit and the greater metro region, critics have often argued that development is solely confined to Downtown and the attraction of new residents as opposed to the neighborhoods and the people who have lived through the city's ups and downs. The downtown corridors have seen great improvements; however, these funds have also been carefully dispersed outside the downtown and across the city at the neighborhood level.

Analysis shows that ARPA Project coverage was not restricted to the Downtown, in fact the majority of ARPA Projects were active outside of Downtown across the various neighborhoods of the City with Downtown having a total of 25 projects active in its boundaries with a total of 692 unique ARPA Project touches while the Rest of the City had 59 projects active in its boundaries with a total of 30,281 unique ARPA Project touches. Out of the 66 active ARPA Projects for which there was spatial/demographic data available, 37.9% of them are active Downtown versus 89.4% that are active in the other parts of the City. At the unique ARPA Project touches level, 2.2% of ARPA Project touches occurred Downtown versus the 97.8% of ARPA Project touches occurring in the Rest of the City. This aggregate difference in investment also holds up at lower levels of granularity with Downtown census tracts having an average of 6.8 projects active per census tract and 38 unique ARPA Project touches, while tracts in the other neighborhoods of the City had an average of 10.4 projects active per tract and 198 unique ARPA Project touches.



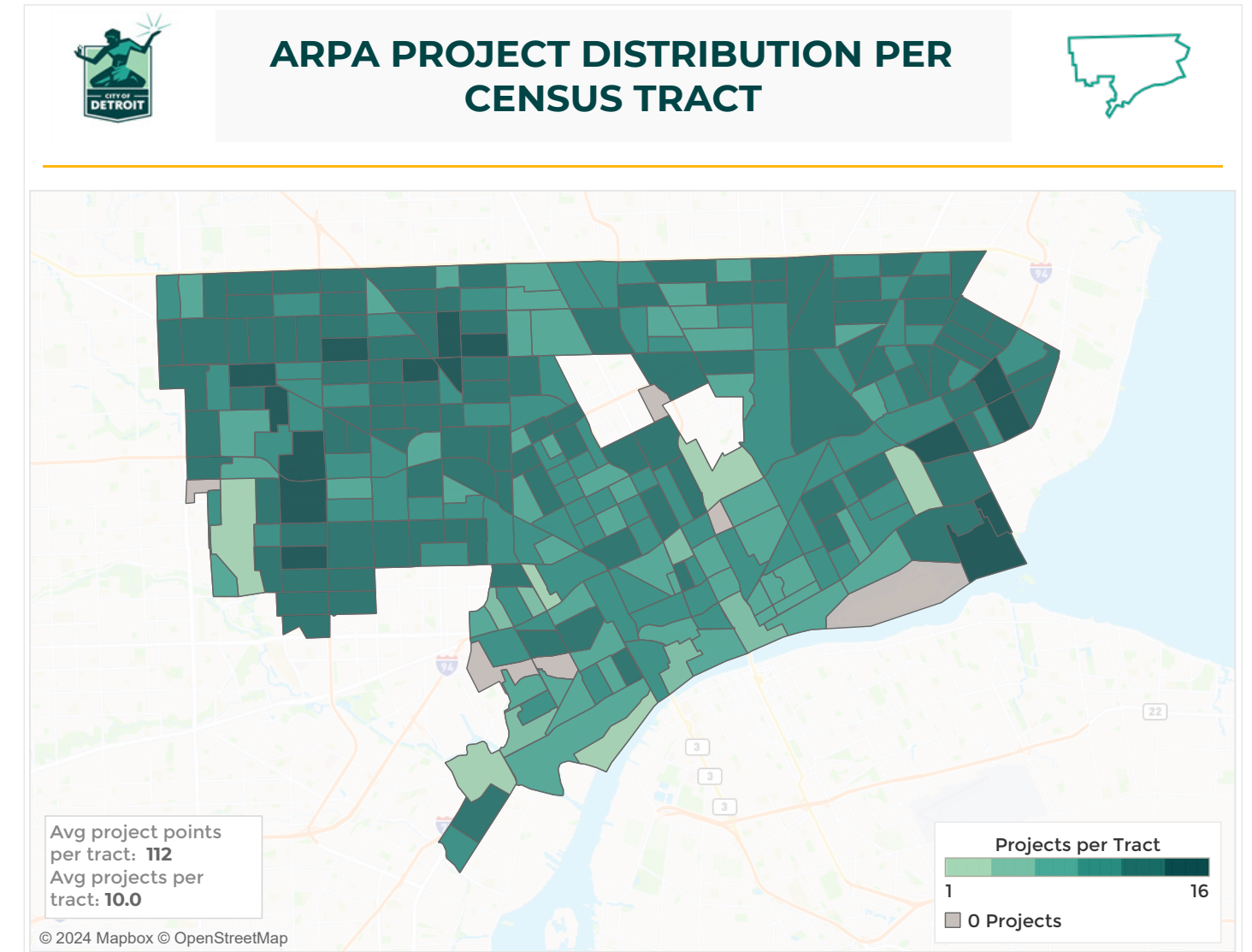
Neighborhood Coverage

The Detroit ARPA Portfolio to date has impacted 100% of all neighborhoods in the City of Detroit, a total of 193 out of 193 possible neighborhoods having an ARPA Project associated with them¹². On average, a Detroit neighborhood has 10.4 projects occurring within its borders and an average total of 198 unique ARPA Project touches.



Census Tract Coverage

The Detroit ARPA Portfolio at the scale of Detroit census tracts covered and impacted 97.8% of all census tracts in the City of Detroit, a total of 270 out of 276 possible census tracts having an ARPA Project associated with them. On average, a Detroit census tract has 10.8 projects occurring within its borders and an average total of 112 unique ARPA Project touches. Only six (6) census tracts in the city do not have an ARPA project in their boundaries.



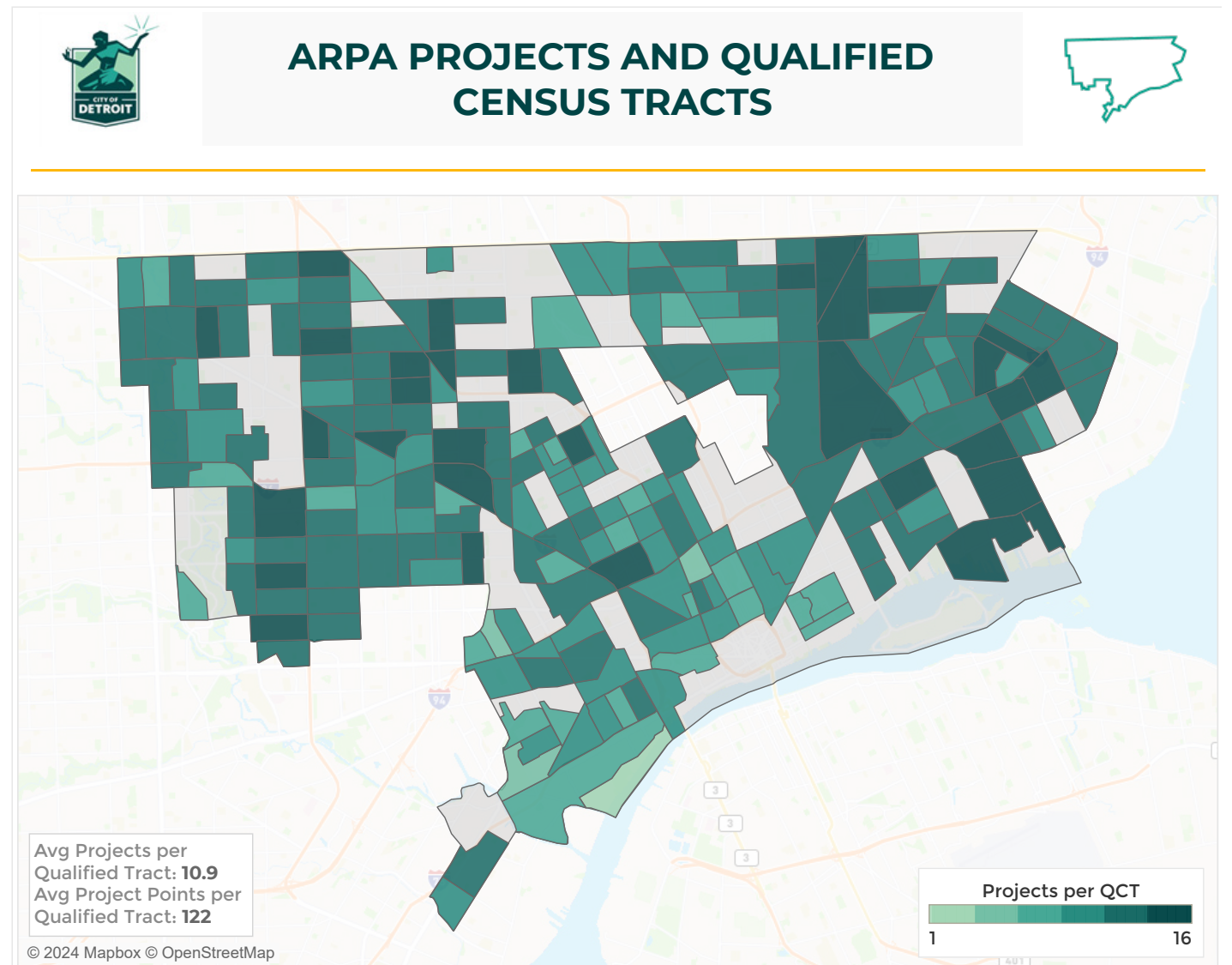
Reaching Historically Marginalized & Vulnerable Populations

To evaluate the ARPA portfolio's efforts in investing in and reaching historically marginalized & vulnerable communities across the city, we applied a series of different metrics to define and capture what vulnerability across Detroit looks like and evaluate portfolio progress towards these ends in terms of spatial project coverage.

Federally Qualified Census Tracts

A common measure of vulnerability, poverty, and need used by the Federal Government to guide investment and intervention across the public and philanthropic sectors at various scales is the measure of a Federally Qualified Census Tract. A Qualified Census Tract (QCT) is any census tract (or equivalent geographic area defined by the Census Bureau) in which at least 50 percent of households have an income less than 60 percent of the Area Median Gross Income (AMGI). Treasury also utilized this measure as a criteria for the eligibility of ARPA SLFRF programs, as a proxy for the disproportionate impacts of the Covid-19 pandemic on communities of color. In Detroit, 212 out of Detroit's 276 Census Tracts (76.8%) are Federally Qualified according to HUD and OPDM's 2023 classifications, highlighting a state of concentrated disadvantage citywide.

The Detroit ARPA Portfolio at the scale of Detroit's Federally Qualified Census Tracts (QCT's) covered and impacted 100% of all QCT's in the City of Detroit, a total of 212 out of 212 possible census tracts having an ARPA Project associated with them. On average, a Detroit QCT had 10.9 projects occurring within its borders and an average total of 122 unique ARPA Project touches. The use of QCT's to evaluate ARPA Impact is limited due to the fact that (1) a QCT is defined according to one indicator, median household income, which does not measure vulnerability in all of its various and differential forms, and (2) because most of Detroit is made up of QCT's which reduces the ability of this classification to identify and target investment at a finer-grained level.

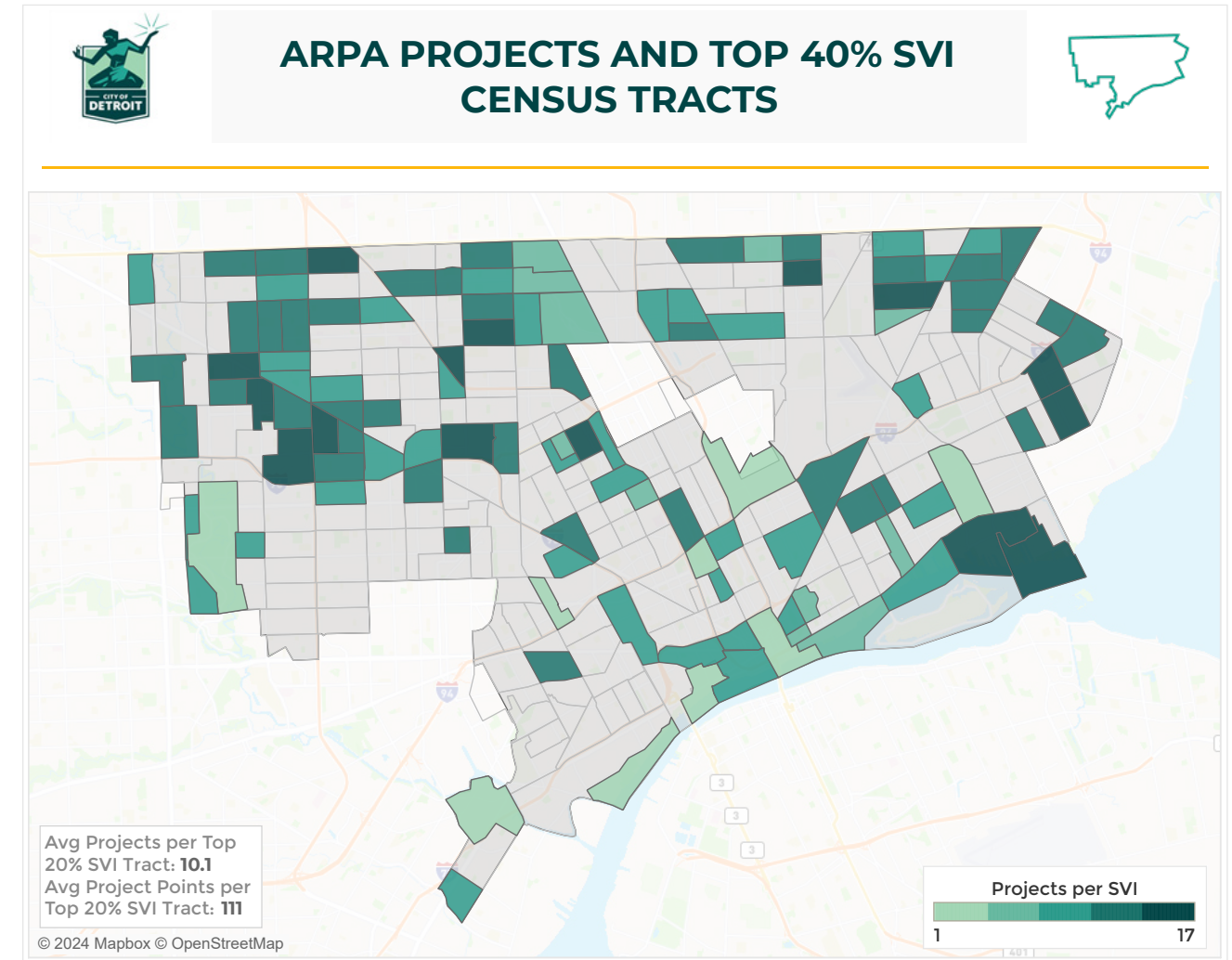


Most Socially Vulnerable Census Tracts

Another common measure of vulnerability used by governments and service providers in the U.S. is the Center for Disease Control's (CDC) Social Vulnerability Index (SVI). This particular index was created in order to guide responses to disaster outbreak by identifying those communities which are most vulnerable to natural disasters and viral outbreaks across multiple dimensions of vulnerability. Unlike the Federally Qualified Census Tract (QCT) which was based on one indicator of vulnerability (median gross income), the SVI is based upon 16 indicators pulled from the U.S. Census and updated annually based on American Community Survey (ACS) estimates).

For ARPA purposes of identifying the most vulnerable census tracts in the City of Detroit, the CDC Social Vulnerability Index was rescaled to compare the vulnerability of each tract compared to the restricted population of all tracts in Detroit. From this percentile ranking, it allowed the researchers to identify vulnerable communities in the city with an even greater need for investment and uplift, identifying the tracts that fell in the top 40% of vulnerable tracts in City.

The Detroit ARPA Portfolio at the scale of Detroit's Most Vulnerable Communities covered and impacted 100% of all the top 40% of vulnerable census tracts in the City of Detroit, a total of 107 out of 107 possible to vulnerable census tracts having an ARPA Project associated with them. On average, a Detroit Most Vulnerable Community had 10 projects occurring within its borders and an average total of 112 unique ARPA Project touches.



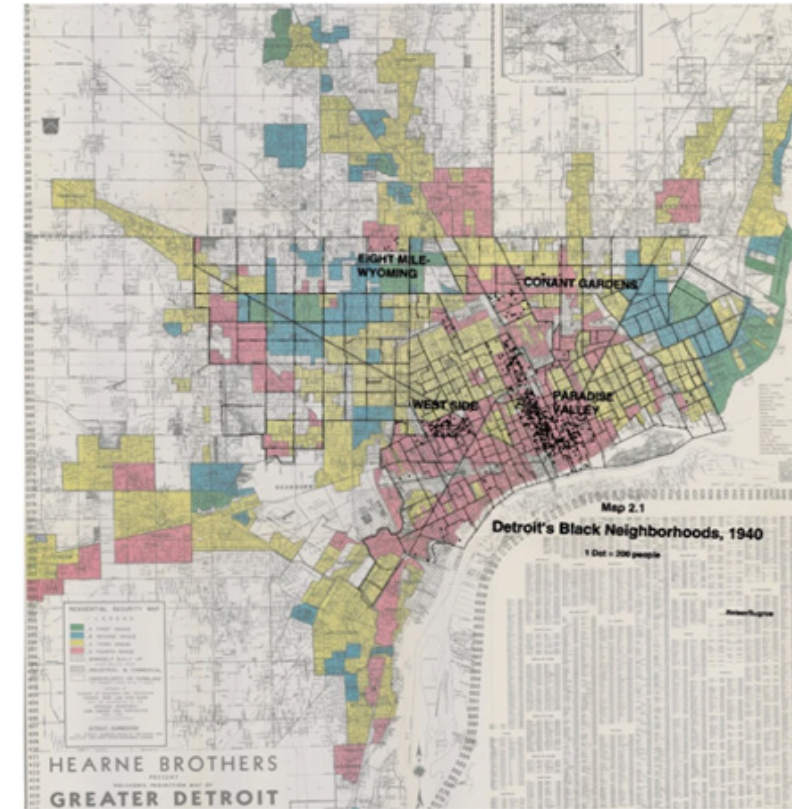
Red-lined Census Tracts

Vulnerability is also a limited measure in that it only captures the most recent snapshot of which areas of the city are in dire need and does not capture, or help identify, which communities have been systematically denied opportunities for economic development and civic involvement in the past. The ARPA funding has provided the city an opportunity to continue its efforts with strengthening the city to be a more accessible and inclusive environment for all.

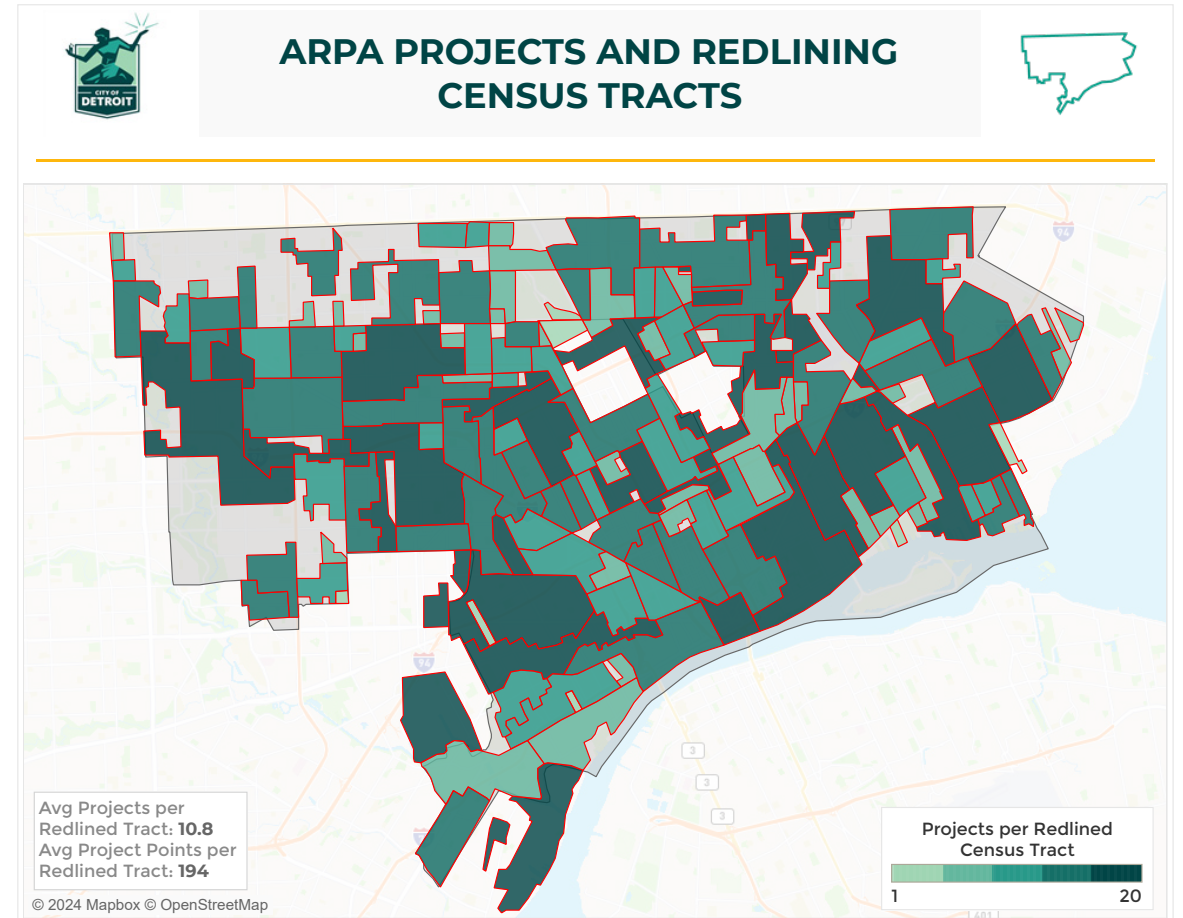
Majority white areas were graded “A” or “Green” designating that loans given out to these communities were safe and would be federally guaranteed. The grading system then went down from “B”, to “C” to “D” based on racial minority/majority mix, with other forms of ethnic and racial background comprising the “B” and “C” grades while the “D” grade was zoned “red” or “red-lined” when a tract was majority black. Anti-blackness was coded into this system with a “D” grade resulting in the federal government denying to insure loans, mortgages, and other types of financing given in these areas, leading to a dearth of investment historically over time. This lack of investment was paired with a lack of ability by black Detroiters to become homeowners which historically has been one of the major causes of the racial wealth gap.

Given that Detroit is a majority black city, with 77.4% of the population being Black or African American in 2022, these factors of historical marginalization and disinvestment have compounding effects to this very day.¹³ According to DATAUSA, Detroit has almost double the percentage of people living in poverty compared to the national average. In 2022, the poverty rate was 31.5%, compared to 12.5% of the national average. The median household income is only \$37,761 in Detroit, while the national average median household income is \$75,149.

In order to evaluate the success of ARPA’s impact on these historically marginalized communities and neighborhoods, we analyzed the spatial footprint of ARPA across historically red-lined census tracts. The Detroit ARPA Portfolio at the scale of Detroit’s historically red-lined census tracts covered and impacted 100% of all red-lined census tracts in the City of Detroit, a total of 133 out of 133 possible tracts having an ARPA Project associated with them. On average, a Detroit red-lined census tract had 10.8 projects occurring within its borders and an average total of 198 unique ARPA Project touches.



Source: <https://detroitography.com/2014/12/10/detroit-redlining-map-1939/>. The map above is a “Residential Security Map” and it served as a guide to home lenders, including banks.



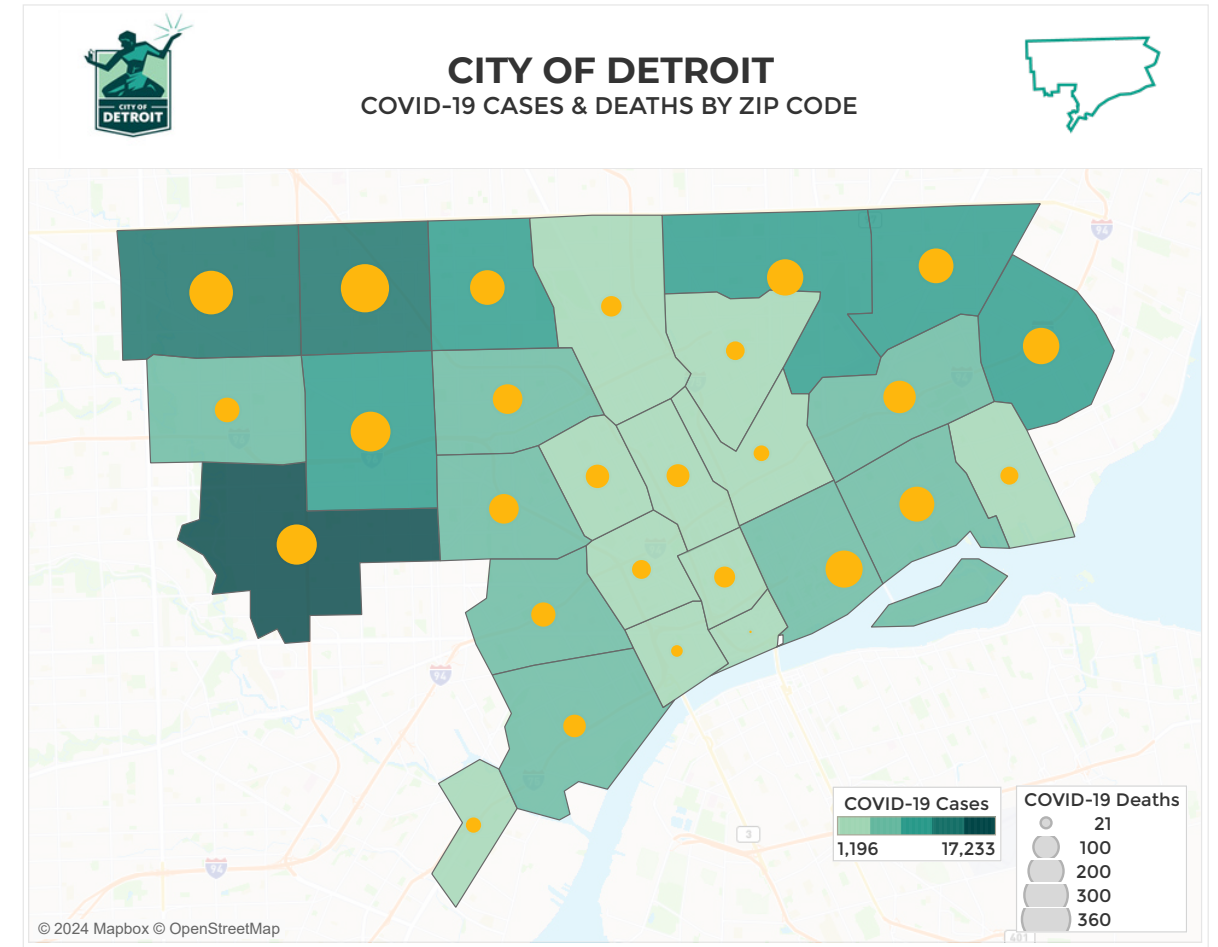
Reaching Populations & City Programs Negatively Impacted by COVID-19

During the course of the pandemic, the City of Detroit has experienced historic setbacks. When allocating and leveraging resources, it was critical to ensure that sufficient data was collected and analyzed to demonstrate how disparities have changed with key outcomes and improved the lives of those underserved populations. The pandemic highlighted the racial disparities in economics, health care, housing, education. The most vulnerable were impacted in the below areas the worst.

Rank	Cities & population in millions	Covid-19 cases	No of deaths	Cases per 100,000 residents	Deaths per 100,000 residents
1	New York City Popl: 8.4m	223,000	22,750	2654.8	270.8
2	Boston with Suffolk County Popl: 0.8m	20,230	1,020	2516.2	126.9
3	New Orleans Popl: 0.39m	8,477	544	2173.6	139.5
4	Miami-Dade County Popl: 2.7m	58,400	1,120	2163.0	41.5
5	Nashville with Davidson County Popl: 0.7m	13,810	145	1987.1	20.9
6	Chicago with Cook County Popl: 5.15m	95,000	4,695	1844.7	91.2
7	Philadelphia City and County Popl: 1.59m	27,345	1,637	1725.2	103.3
8	Phoenix/Mesa with Maricopa County Popl: 4.49m	76,300	1,050	1701.2	23.4
9	Washington DC Popl: 0.7m	10,743	568	1521.7	80.5
10	Memphis with Shelby County Popl: 0.94m	13,140	220	1402.3	23.5
11	Detroit with Wayne County Popl: 1.75m	23,840	2,750	1362.3	157.1

The ARPA dollars provided much-needed assistance that was used to direct areas in need. Metropolitan Detroit was a United States hotspot. The state of Michigan has the fourth-highest COVID-19 mortality rate for Black Americans, according to [New Detroit a Racial Justice Organization](#). Detroit, taken with Wayne County, ranked 11th among municipalities with the highest COVID-19 cases per 100,000 residents. According to [City Mayors Research](#), Detroit, taken with Wayne County, had one of the highest rankings for COVID-19 deaths per 100,000 residents, ranking 11th among US municipalities.

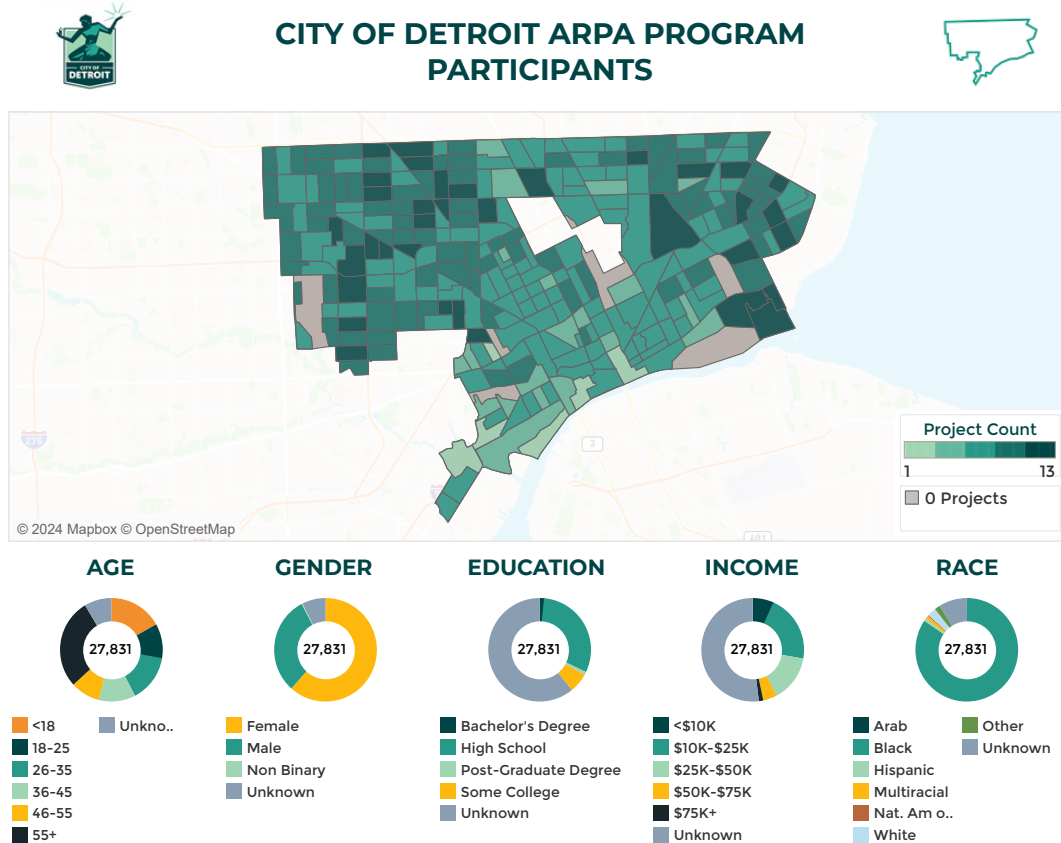
According to COVID-19 and the impact of social determinants of health, “Many social determinants of health - including poverty, physical environments (eg, smoke exposure, homelessness), and race or ethnicity-can have a considerable effect on COVID-19 outcomes. Homeless families are at a higher risk of viral transmission because of crowded living spaces and scarce access to COVID-19 screening and testing facilities”.¹⁴



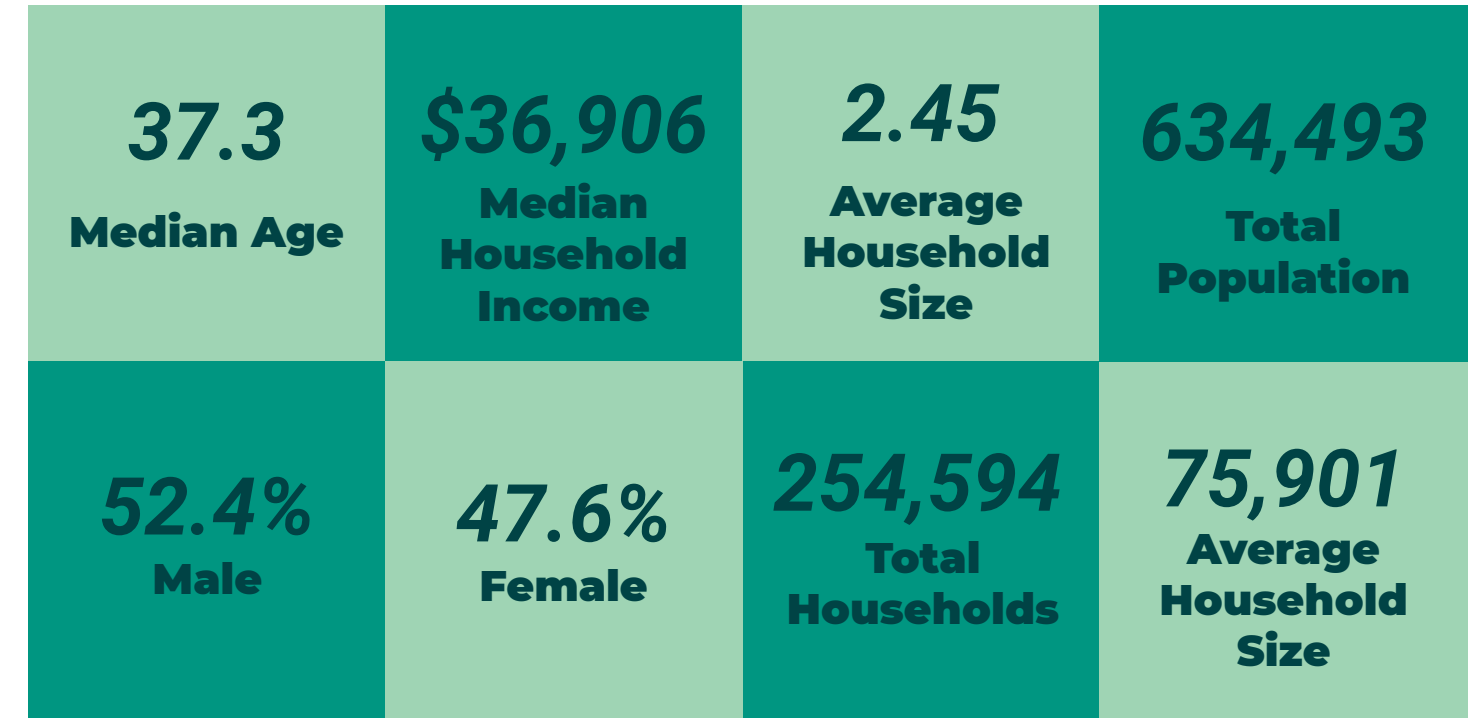
At the time of filing this report, Detroit had a total of 177,664 cases of COVID-19 and 3,793 associated deaths¹⁵, with an average of 6,160 COVID-19 cases and 138 deaths per ZIP Code Area.¹⁶ Given the documented correlation of social vulnerability & race with COVID-19 infection and outcomes cited above, the impacts of COVID-19 on Detroit, a majority black and disadvantaged city were severe but generalized geographically across the city. Given the generalized spread of COVID-19, Detroit decided to focus work across the City as a whole, continuing the work they have been doing for the past decade for the long-term residents of the city. To meet this expansive and generalized need, Detroit employed surge capacity for social services through programs like Community Health Corps and others, working to get immediate resources in residents’ hands to both test and get treatment for COVID-19 and deal with its deleterious social impacts through the provision of rental and utility assistance to offset losses of employment and income, and more.

Prioritizing Diversity & Inclusion

While the above maps tracked ARPA coverage from a Project Investment perspective, it is also important to know which residents these programs are serving and whether they are doing so in an equitable and inclusive way. Diversity considerations foster a close examination of how to address any forms of under representation among different groups within the pool of intended program beneficiaries. Inclusion considerations foster an examination of the potential barriers to access existent among project beneficiaries and how to potentially leverage levels of equitable access and benefit for everyone that is served. Success in meeting Diversity & Inclusion considerations can be evaluated using demographic data on race/ethnicity, age, business/organizational type, services utilized, first language, household income, etc., to characterize the populations to whom project services are provided and used. Comparing these service recipient demographics and locations to the eligibility requirements of the project and demographic data for the whole city can help projects determine whether they are meeting the stated goals and outreach objectives of their project and help them evaluate whether they are missing other populations who could benefit from their services. We are following the lead of other Cities like Seattle who had their Planning Departments put together similar locally specific indexes to guide ARPA Investments.

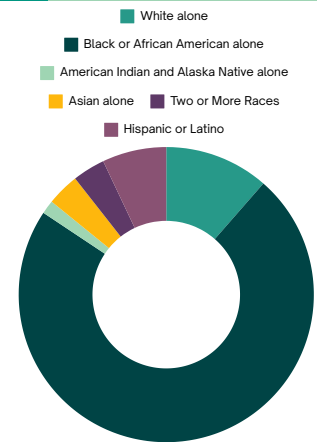


The following are baseline demographics for the whole City of Detroit so that the residents served by the ARPA Portfolio, and any given project within it, can be put into context with the broader urban population:¹⁷



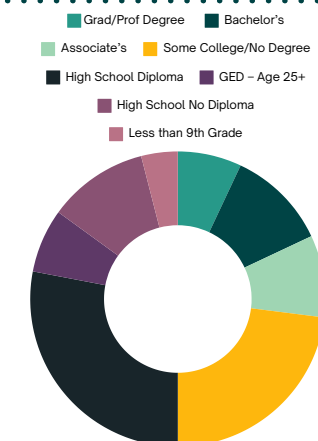
Race and Hispanic Origin (2022):

- White alone 12.2%
- Black or African American alone 77.8%
- American Indian and Alaska Native alone 0.4%
- Asian alone 1.6%
- Native Hawaiian and Other Pacific Islander alone 0.0%
- Two or More Races 3.8%
- Hispanic or Latino 7.5%
- White alone, not Hispanic or Latino 10.1%



Educational Attainment:

- Grad/Prof Degree 7%
- Bachelor's: 11%
- Associate's: 9%
- Some College/No Degree: 23%
- High School Diploma: 28%
- GED – Age 25+: 7%
- High School No Diploma: 11%
- Less than 9th Grade: 4%



By comparing project and city demographic data in this way, projects can begin to ask: Are residents taking advantage of their ARPA Projects? Which ones are and which ones are not? Do they serve a representative cross-section of the city and are they supposed to? Do the eligibility requirements for the program make sense? Are they too wide or too narrow? How can marketing & outreach for these projects be improved? How can public figures act to channel and direct these funds, programs and services to their community?

The comparison reveals that ARPA programs are effectively reaching a wide spectrum of Detroit's population. The age distributions of participants are in line with city demographics, suggesting broad appeal and accessibility of the programs. For instance, while the median age in Detroit is 37.3 years, the ARPA programs have significant participation from both younger and older residents, with notable engagement from the 18-25 and 55+ age groups.

The educational and income data indicate that these programs are particularly beneficial for economically disadvantaged and diverse educational backgrounds. The city's median household income is \$36,906, and ARPA program participants predominantly fall within the \$10K-\$25K and \$25K-\$50K income brackets, demonstrating the programs' reach to lower-income households. Educationally, Detroit has 7% of its population with graduate or professional degrees, and ARPA participants include individuals across all educational levels, ensuring broad inclusivity.

Additionally, the majority of ARPA program participants are Black, aligning with the city's demographics. Detroit's population is 77.8% Black, 12.2% White alone, 7.5% Hispanic or Latino, and 1.6% Asian alone. The high engagement of Black residents in ARPA programs is especially significant because this group has historically been provided with fewer opportunities compared to White Americans. This highlights the programs' relevance and effectiveness in addressing the needs of this significant demographic group within the city.

Overall, the data clearly demonstrates that ARPA programs are serving a broad and diverse cross-section of Detroit's population, helping to direct support and resources where they are most needed.



Building Community Engagement & Improving Civic Infrastructure

From the beginning of COVID-19, the City of Detroit has prioritized being transparent and staying connected with the residents of Detroit. Even during the times of social-distancing and pandemic protocols, the city prioritized community engagement and public outreach. This allowed residents to play an integral role in the decision-making process in allocating ARPA funds. Staying connected through multiple different channels has, and will always be, of major importance to the administration. The administration also ensured that the documents and forms of communication were ADA (Americans with Disability Act) accessible and were produced in multiple languages.

The City of Detroit, prior to receiving the ARPA funds, was already working hard to improve the quality of life for Detroiters. The ARPA funds helped expedite qualify of life projects engineered over the last decade and allowed the administration to connect better with the community by getting residents more involved in the process.



The renovation of Dexter Elmhurst Recreation Center is one of the many examples of ARPA dollars in Detroit being utilized with the help of residents. Dexter Elmhurst Recreation Centre is currently being renovated after having to close its doors. However, thanks to the ARPA funds, the City was able to purchase and reactivate the center.

This will be the first City Recreation Center in District 7 whose 4,000 residents, coming from predominantly low-income households, can benefit from its community space and programming for the first time. Renovating this Recreation Center was a collaboration between the community leaders and city. One resident, Helen Moore, heavily advocated for this Center and worked hard to bring it back. Helen Moore was recognized at the City's [11th State of the City](#) and the Center will now be named in her honor. The success of this ARPA program could not have been done without Helen's and the community's advocacy.

The Office of Contracts and Procurement provides another great example of how equity strategies were implemented to ensure the ARPA funds were put towards improving civic infrastructure. The procurement department has adapted, grown and been innovative to ensure the funds are impactful. Due to the nature of the ARPA regulations, procurement had to update many of their internal procedures to achieve federal compliance including changing and updating their templates, procedures, trainings, and file structure.

These new procedures also allowed a new bidding process to be put in place (discussed in more detail below in the "Increasing Partnerships with the Community" section below) and resulted in an even stronger relationship with bidders. The procurement team worked with the City's internal Lean Six-Sigma team to streamline the application process and simplify it. These new processes have made the bidding process easier for contractors, vendors, and businesses. New opportunities for contracts were created for both the city and vendors and additional relationships were made.

Community engagement and outreach was a large component of the department's new procedures. The goal was to better include and partner with contractors that may have not been able to partner with the city in recent years. This department strived to encourage small and micro businesses to apply for bids. Procurement representatives also worked with the vendors who may have been struggling with the application process. The forms, applications, checklists, and documentation were streamlined, simplified, and improved to accommodate vendors and encourage more businesses to apply.

The procurement team really listened and took the time to speak with vendors and applicants to better understand how they could improve their process and remove barriers.

Focusing on maximizing ARPA outreach was a large effort for the procurement department which involved connecting with Minority Counsels and organizations, the Chamber of Commerce, LGBTQ organizations, and other community partners to build positive relationships within these networks. The city purchased memberships to the above organizations and presented ARPA opportunities to members at their events. They also partnered with Detroit Employment Solutions Corporation to help suppliers get notified if they needed employees. This supported the effort of recruiting Detroiters to staff ARPA projects and vendor efforts, a key strategy used by the city to induce funds into the private sector and resident pockets through resident inclusion in the workforce. The procurement team also hosted and organized networking events for businesses, contractors, and potential vendors to meet one another, finding that, due to the scale of these projects, many vendors required more support than in the course of their normal business, prompting the need for collaboration between different businesses, contractors, and sub-contractors. For example, a contractor would need a landscaper and another business would need an electrician. By introducing these businesses to one another, they were able to partner and take on more work, thereby meeting the supply needs of a given ARPA Project while also scaling up the scope of their business in the long-run, leaving it able to service new needs and contracts post ARPA.



The procurement team hired specific staff that were responsible for public outreach. These individuals would reach out to businesses and many community members and ensured they were included and made aware of all existing ARPA opportunities. Overall, this resulted in smaller, minority businesses being able to better work with the city and build connections to grow their businesses. There was a large increase in smaller contractor businesses applying for bids. The average construction project now receives five to seven bids, rather than two to three. To ensure the relationship between the city and contractors continued, the city also discussed further partnerships and upcoming construction bids outside of ARPA funding.

The Procurement team also connected with residents and contractors virtually. This involved updating the website, creating new application portals, and advertisements for upcoming contracts. Having the virtual platform allowed businesses to visualize future possibilities and educated contractors on opportunities within ARPA. Contractors, businesses, and vendors who would typically not feel comfortable with applying for a contract, now feel confident about applying for bids with the city and other opportunities moving forward. Overall, the procurement team has improved communication, internal processes and outreach and have been able to remove a lot of barriers for the community to take part in these exciting projects, improving their civic infrastructure in the process.

Increasing Partnerships with the Community

As mentioned above, the city has prioritized partnering with businesses, residents, community organization groups and other civic actors in their ARPA implementation process with the goal of not only distributing funds and resources through these groups but also by bringing them into shared governance over the decisions and targets of ARPA Projects. To deepen these partnership efforts, the City moved beyond their normal procurement and bidding process and built out a new system of Notices of Funding Available (NOFA's) and Requests for Proposals (RFP's). For most non-ARPA City business, bids are put out to identify vendors to provide services in the form of contracts to deliver services to the City or to residents on the city's behalf. NOFA's and RFP's change the role that external vendors have in relation to the delivery of city services. Under the normal procurement process, vendors deliver a service but are not necessarily stakeholders in determining the design, implementation, or end goals of this service delivery. This power has mainly rested with the City itself. NOFA's and RFP's, however, conceive of vendors differently, as actors delegated a portion decision-making ability alongside municipal agencies in defining both implementation of the program and organizing their own service delivery. This act of increasing shared governance over ARPA project implementation and outcomes was realized through the NOFA and RFP process, bedding in not contracts but what are called sub-recipient agreements, formalizing this shared governance structure with the associated community organizations. This has allowed the City to partner with deeply with many community organizations across the city who lend both their experience and legitimacy in the community to the realization of ARPA Project efforts, empowering many local community groups in new ways that the City hopes will last beyond the window of ARPA-funding.

Community Violence Intervention (ShotStopper) is an example of one of the many successful ARPA programs that has centered around the city partnering with local community groups to guide service delivery and intervention in Detroit's public safety ecosystem. There are six community-based organizations acting as sub-recipients that were selected through a competitive bid process, responsible for reducing homicides and shootings in a 3.5 to 4.5 square mile area, called a CVI Zone, using their own violence prevention strategy (e.g., outreach/relationship building, conflict mediation, radio patrol, mentorship).

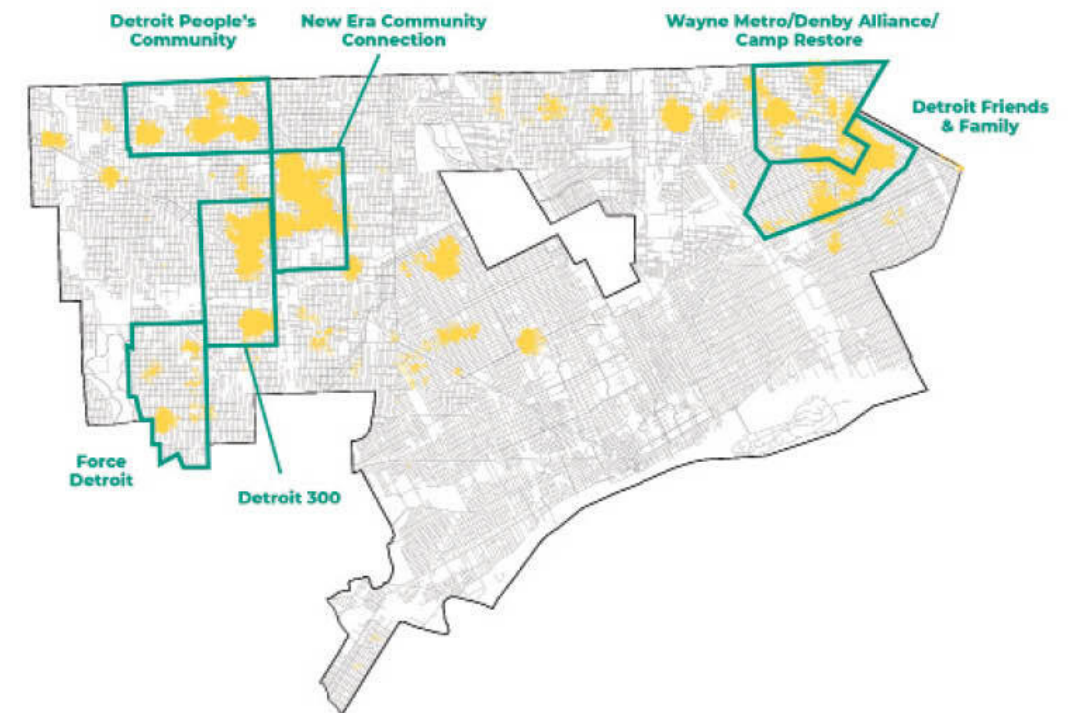
Community Violence Intervention's six sub-recipients are:

- Detroit Friends and Family
- Detroit Peoples Community
- Force Detroit
- Detroit 300
- New Era Community Connection
- Wayne Metro Community Agency Group

These six organizations are empowered to conduct a specific approach based on their experience, expertise, and knowledge of the local community. Each group receives a base budget of \$700,000 to execute their violence prevention strategy, with the ability to earn performance grants up to an additional \$700,000, to sustain and expand their work, if they successfully reduce homicides and shootings in their geographic area.



Violence Hotspots and ShotStoppers Organizations



CVI Zone Boundaries

Detroit Peoples Community
8 Mile Rd to Curtis Ave;
Hubbell Ave to Burt Rd

New Era Community Connection
Curtis Ave to Schoolcraft Rd;
Wyoming Ave to Hubbell St

Force Detroit
Plymouth Rd to Ford Rd (Southern City border); Southfield Freeway to Rouge Park (Burt, Trinity, and Pierson Streets)

Detroit 300
Puritan Ave to W. Chicago Ave; Hubbell St to Southfield Rd

Wayne Metro/Denby Alliance/Camp Restore
8 Mile from Goulburn Ave to Kelly Road; Kelly Rd to Morang Ave; Morang Ave to Lakepointe St; Lakepointe St to Whittier Ave; Whittier Ave (turns into Houston-Whittier Ave) to Goulburn Ave; Goulburn Ave back to 8 Mile

Detroit Friends & Family
Moross Rd from Kelly Rd to Harper Ave; Harper Ave to Conner St; Conner St to Gratiot; Gratiot to Houston-Whittier; Houston-Whittier to Lakepointe St; Lakepointe St to Morang Ave; Morang Ave to Kelly Rd; Kelly Rd to Moross Rd

Being able to partner and work directly with these community groups has been a large contribution to the program’s success, a model that the City of Detroit has both innovated and attempted to expand beyond this one ARPA Project to others across the portfolio.

Currently, the City of Detroit has agreements in place with a total of 26 active sub-recipients working and engaged in 53 sub-recipient agreements across 23 different ARPA projects.

The Sub-recipients include the following organizations:

- Bridging Communities, Inc.
- Central Detroit Christian C D C
- CHN Housing Partners
- Detroit 300 C.A.T., LLC
- Detroit Economic Growth Association
- Detroit Employment Solutions Corporation
- Detroit Friends and Family
- Detroit Peoples Community
- Economic Development Corporation of the City of Detroit
- Force Detroit Inc.
- Jefferson East Inc.
- Matrix Human Services
- New Era Community Connection
- Southwest Counseling Solutions
- Southwest Economic Solutions Corporation
- United Community Housing Coalition
- Wayne Metropolitan Community Action Agency
- Cass Community Social Services
- Coalition on Temporary Shelter DN2
- Detroit Rescue Mission Ministries
- Neighborhood Legal Services Michigan
- SP Grace, LLC
- National Faith
- U SNAP BAC INC
- Southwest Detroit Business Association
- Exygy

Out of these twenty-six (26) total sub-recipients, twelve (12) of them (46.2%) are working on two or more ARPA projects, with the average organization working on 2.2 ARPA Projects. Detroit Employment Solutions Corporation (DESC) and Wayne Metropolitan Community Action Agency are working on the highest number of ARPA Projects in total, eight (8) each.

While sub-recipient agreements represent the deepest form of partnerships that the City of Detroit made with community organizations as part of the ARPA portfolio, every project, either through contractual services, expertise gathering, referral services, outreach or engagement, partnered with the community in a variety of different ways.

While it is hard to quantify the exact extent of this partnership with organizations, businesses and other partners throughout the city, rough estimates of ARPA Partnership are provided below.

Sub-recipient	Number of ARPA Projects
DESC	8
Wayne Metro	8
DEGC	5
CHN	3
UCHC	2
Detroit 300 C.A.T., LLC	2
Force Detroit, inc	2
Detroit People’s Community, Inc.	2
Detroit Friends and Family	2
New Era Community Connection	2
Cass Community Social Services, Inc.	2
National Faith	2

50+

Number of Non-Profits Impacted Directly & Indirectly by ARPA within the City of Detroit

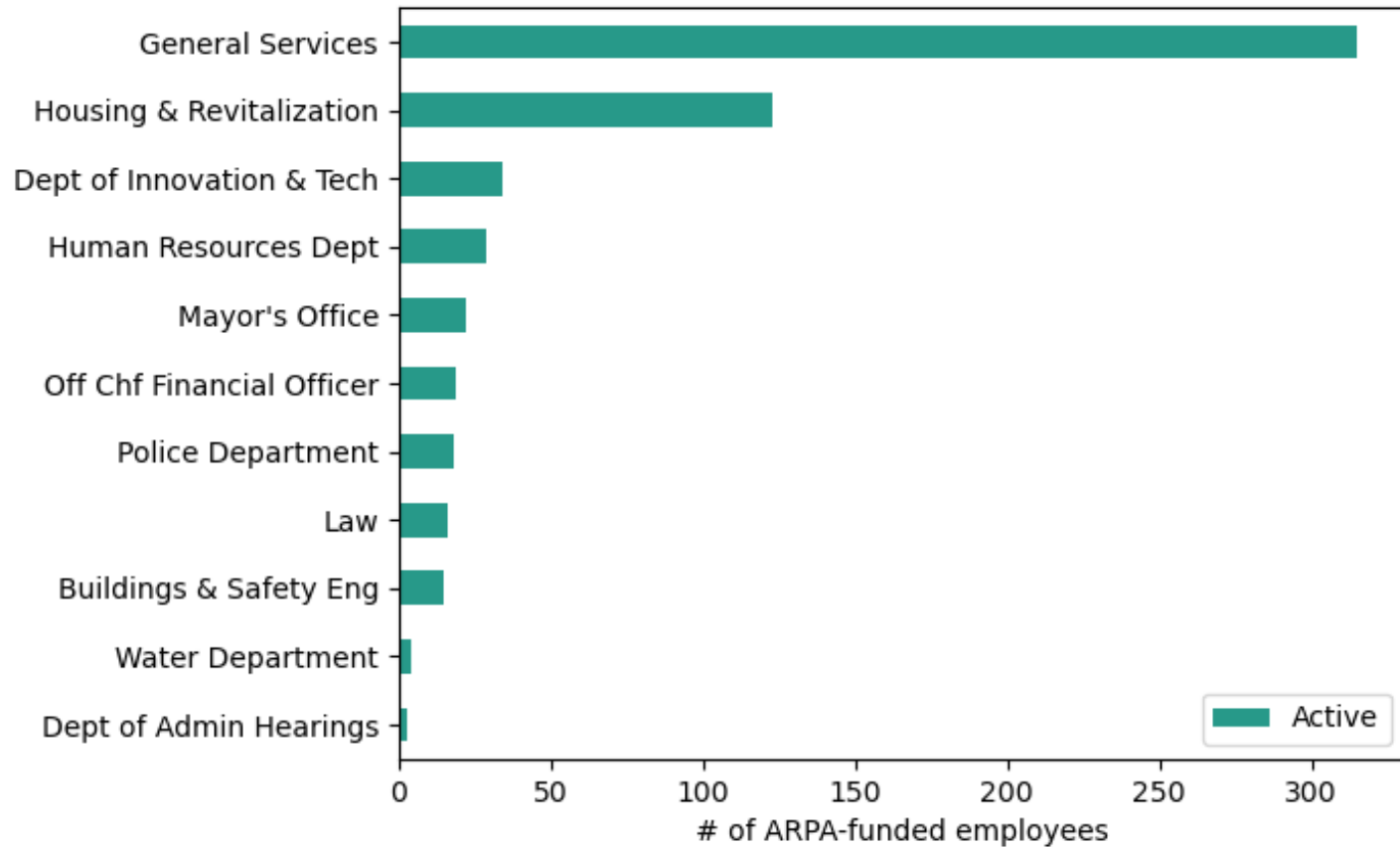
20+

Private Sector Organizations Impacted Directly & Indirectly within the City of Detroit

Hiring City of Detroit Staff & Making Administration Improvements

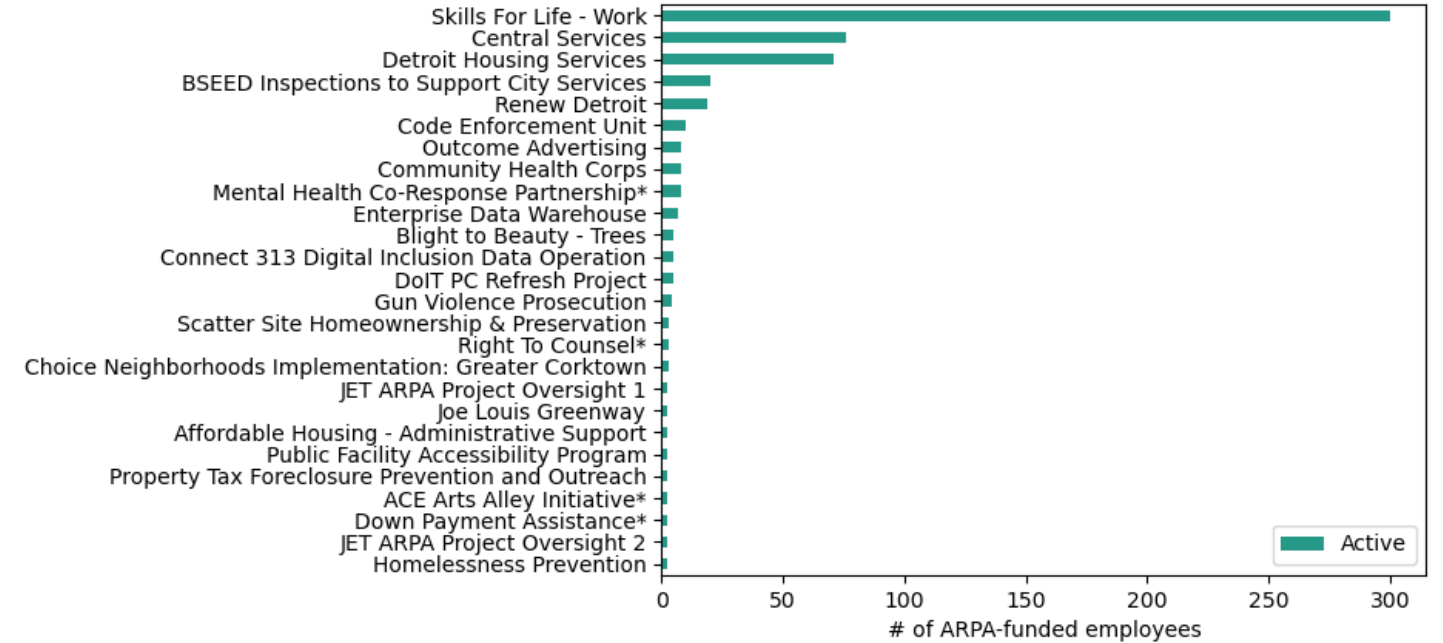
ARPA Funds have also played an integral part in improving internal city processes within and between city departments, primarily through the hiring of additional staff within existing departments and the creation of new “Central Services” teams working to implement and monitor the ARPA funds across the portfolio. Since the inception of ARPA in the City of Detroit, 1,268 city staff have been employed across 46 projects within 18 city departments. There are currently 619 active ARPA-funded employees across 41 projects working within 15 city departments. There were 649 no longer active ARPA-funded employees who worked across 19 projects working within 17 city departments.

Active ARPA Employees by Department



Active ARPA-funded City employment grew by 23.5%, compared to last year with an increase of 118 employees this year. In 2023, there were a total of 800 municipal employees funded by ARPA, 501 of which were actively employed.

Active ARPA Employees by Project

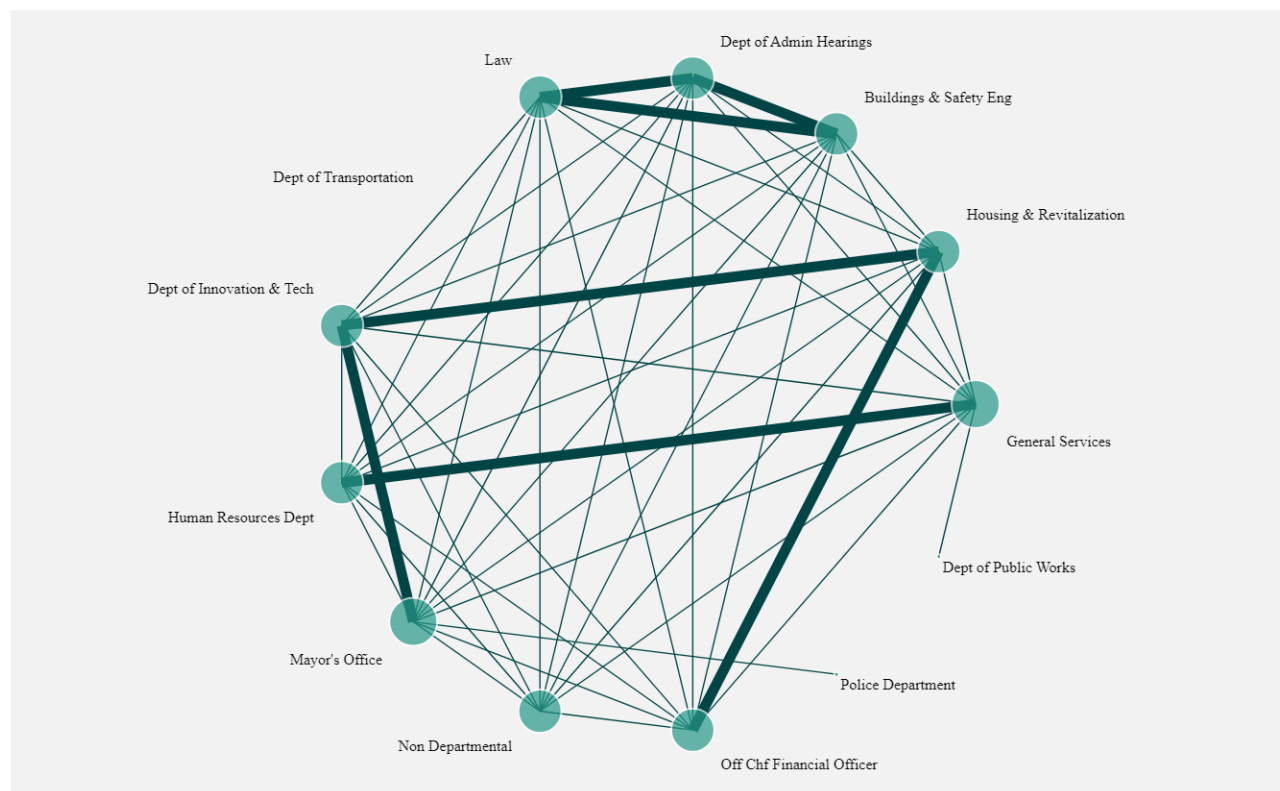


The employees hired through ARPA funds represent the growth of new arms of the city and the diversification of city services that the new ARPA Projects have made possible increasing the city’s capacity to meet new pressing needs of residents which will result in a multiplier effect on creating conditions of growth for residents and others.

Furthermore, as elaborated on above, one of the city’s strategic goals in the employment of ARPA funds is to use the money to modernize and improve city processes in the long-term. One specific prong of this strategic goal was to break down barriers between departments operating in silos, increasing collaboration across and between departments and their associated processes and service delivery.

To this end, below is a network graph of City Departments with each connection drawn between them denoting department collaborations on various ARPA projects. Collaboration was operationalized as the number of times a project employed staff from two different departments worked on one ARPA project. The thickness of a given line or connection represents how many projects each department worked on together.

Network of City of Detroit ARPA Departments Working on the Same Projects



There was a total of 54 ARPA projects (or 42.5% of all ARPA projects) that two or more departments collaborated on together in terms project design, implementation and/or service delivery with 13 total departments involved in these collaborations. The average department collaborated with 7.2 other departments across an average of 8.3 ARPA projects. Overall, there were only seven (7) instances where departments collaborated on two (2) ARPA projects with each other, all other inter-department collaborations comprising one-project collaborations between individual departments. This can be seen in the Collaboration Network Graph on the left, with the Law Department and Building, Safety Engineering & Environment Department (BSEED) collaborating on two (2) total ARPA Projects together, and the same with the Law Department and Department of Administrative Hearings, and so on.

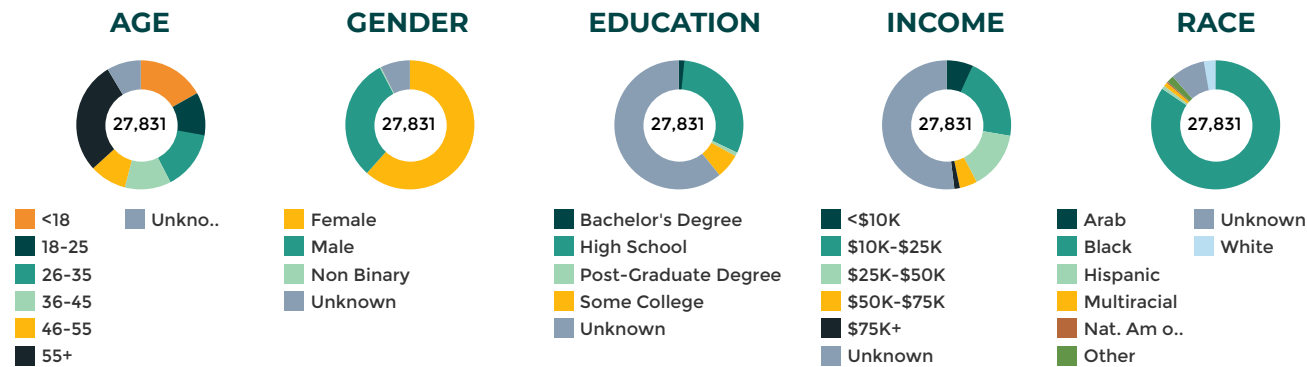
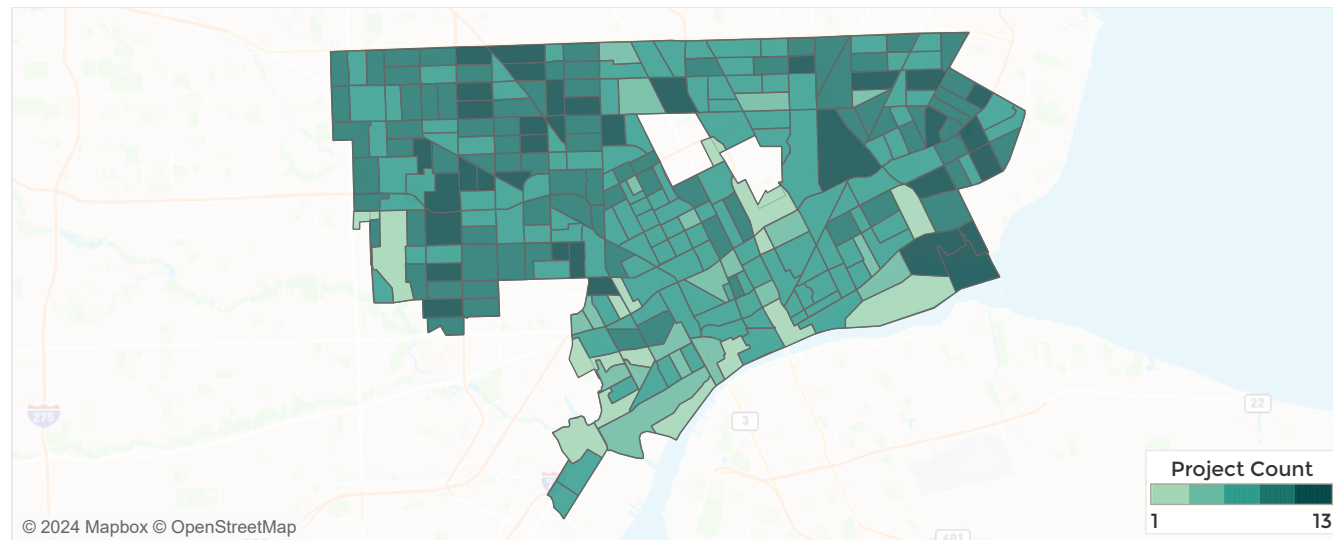
These figures do not include the other ways ARPA funds shored up and stabilized public sector employment with EC-6 project funds going to revenue replacement initiatives like the DPD Retention Improvement project which provided bonuses to officers to retain their employment. Twenty-five hundred officers were eligible for the bonuses. Similar initiatives exist across the EC-6 projects but do not yet have the data available on the size of the public sector workforce impacted by these retention funds. It is also important to note that these numbers do not include staff hired by ARPA Project sub-recipients like Detroit Employment Solutions Corporation and the staff hired across their six (6) contracted ARPA Workforce Programs.

Investing in Careers, Jobs, Economy, and Education

ARPA Programs are providing Detroit residents with the tools and resources to begin their lifelong career.. Many of the ARPA projects aim to provide education, skills and resources that empower residents and overall allow them to obtain meaningful employment in the Detroit workforce.



CITY OF DETROIT ARPA JET PORTFOLIO PARTICIPANTS



According to a report done by New Detroit, Governance Studies at Brookings *Examining and Addressing COVID-19 Racial Disparities in Detroit*¹⁸, in July 2020, unemployment in the city reached nearly 40 percent, a rate higher than that experienced during the Great Depression. The report found that 74 percent of black residents were working during COVID-19 as part of the essential workforce and were overexposed to the virus.

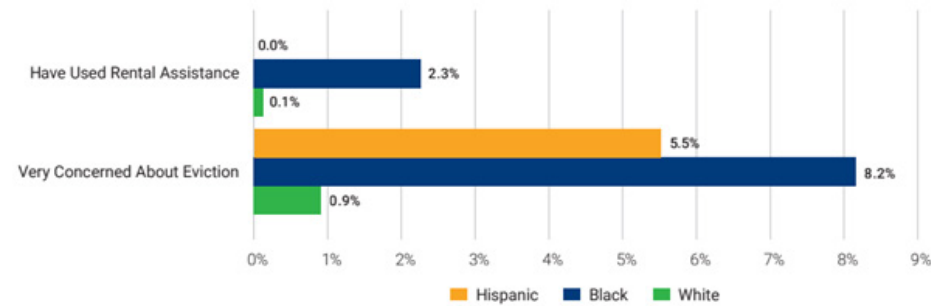
The following projects focus on providing Detroit residents with education, skills, and jobs: Skills for Life Work, Skills for Life Education, DAW Job Training, Adult High School Education, JumpStart, Small Business COVID-Response, Detroit Small Business Launcher, and Summer Youth Employment. Detroiters now have options for scholarships that will set up individuals for success and then receive a job.



Intervening in Land and Housing Ownership

According to, a report done by New Detroit, Governance Studies at Brookings *Examining and Addressing COVID-19 Racial Disparities in Detroit*¹⁹, affordable housing was an issue prior to the Pandemic and COVID-19 exacerbated the issue. Black residents are more likely to be very concerned about eviction.

Graph 5: Detroit's Housing Instability, by Race



Source: Detroit Metropolitan Area Communities Study, February 2021.

There are currently 45 + ARPA projects that work towards providing affordable housing, home repairs, and homeownership to Detroiters. These projects are also empowering residents by preventing eviction and displacement. A few exemplary programs leading this work are:

Renew Detroit is an example of one of the many ARPA programs that are working for the vulnerable populations. This is a new City program, that is funded by ARPA funds, and works to repair homes for low-income seniors and/or disabled residents of Detroit.

The Asset Protection Program offers legal services to low-income Detroit residents for securing clear home titles and deeds, drafting wills, and providing education on asset protection, thereby aiding in wealth transfer and preservation. The target population is low to moderate income homeowners. This program is explicitly designed to address disparities in generational wealth.

The Down Payment Assistance (DPA) Program provides qualifying Detroit households grants up to \$25,000, not to exceed 50% of the home purchase price. These grants are eligible to use for downpayment, prepaids including interest rate buy down, closing costs, and principal reduction. More in-depth analysis of DPA's performance and impact on the City is provided below in the Research Brief section below.

Operationalizing City Equity Impacts

While the above definitions and analyses of equity work to both benchmark Detroit's equity-performance in relation to other cities and provide an understanding of its footprint in relation to geographies of structural exclusion and abandonment, equity as a concept remains multi-faceted and heavily context and scale dependent. We can say whether the Projects in Detroit's ARPA portfolio do or do not meet certain standards of equity, but not necessarily how they do, or what their long-term impacts and interventions in equity-based issues in the city have been. To do this, equity has to be brought down to the level of project strategy and implementation, operationalized in specific and grounded ways at both the portfolio and project level in order to really evaluate what ARPA is doing on the ground. In this section, equity is considered from the perspective of process and data, namely in how the data gathered for ARPA Reporting Purposes to Treasury can be assembled and activated to define and evaluate equity across multiple measures that then can be introduced into city decision-making to guide future Portfolio activity, creating the grounds upon which long-standing frameworks of Monitoring, Evaluation & Learning can be implemented within the city in the long-term.

ARPA was meant to serve two purposes: 1) help cities respond to the immediate deleterious impacts of the COVID-19 Pandemic, and 2) to make long term infrastructural investments to bring city services up to speed with the needs of the 21st century. ARPA Reporting required the establishment of a performance management infrastructure in order to evaluate how well a city was meeting the first purpose of ARPA funding. However, this ARPA Reporting Infrastructure itself constitutes the development of a city infrastructure clearly within the mission of the second purpose of ARPA funds and adhering to the ARPA Strategic Goal of modernizing and improving city process in the long-term elaborated on above. It has done so through:

- Benchmarking Summary Indicators on Key City-Wide Populations, Outcomes, and Processes
- Curating and multiplying the sources of data that are able to be brought to bear on city-decision-making regarding funding allocations and program expansion
- Creating evaluation/analytic frameworks and tools for how to use all these disparate forms of data to guide actual decision-making
- Creating periodic internal reports using all the above products to build a cumulative view of city services

Data and evidence-driven decision-making is in vogue across the country, however, the conditions under which data has to be created, standardized, aggregated and transformed to properly influence decision-making are hard to attain and require careful, continual, and resource-heavy efforts to reach. ARPA Reporting has carried forward this transformation on the level of city functioning to build the infrastructure data-driven decision-making requires. To capitalize on these advances, all of this infrastructure, centralized data collection procedures, and treasure-trove of city data need to be systematically analyzed, evaluated, and architected to provide decision support to city stakeholders. In the sections that follow, two examples of equity evaluation products that are being introduced into city decision-making will be described along with a few highlights of Project equity and impact insights developed from specific use cases. The evaluation products to follow are: Strategic Portfolio Impact Analyses and Research Briefs.

Strategic Portfolio Level Impact Analyses

As stated in the 2023 Annual Report from last year, the size, scale, impact and complexity of ARPA investments across the portfolio and taken together across the city is nearly “incomprehensible” (pg.2). Understanding even the functioning and impact of one (1) of the 127 ARPA Projects in Detroit’s portfolio is not an easy task; however, the US Treasury Reporting requirements for ARPA-SLFRF funds have helped to set up, develop, and expand a data infrastructure and culture across the city that has begun the task of making all this activity more visible and comprehensible. Through the network of project leads, data stewards, and central services staff, this infrastructure has allowed the DS&A ARPA Team to begin to paint this picture, not only to enable transparency in the use of ARPA funds, but also to start to uncover insights within and across projects that can measure, evaluate, and influence past and future strategic decisions for the continued use and investment of these funds.

The DS&A ARPA Team kicked off these Strategic Portfolio Level Analyses by digging into the following research question:

How is the ARPA portfolio working together across and between projects to provide wrap-around services to Detroit residents?

Thirty-three (33) current ARPA Projects are required to submit demographic data, meaning that they are providing services directly to Detroit residents. Operations for these projects generally occur at the individual project level, and while there are a few instances where formal cooperation and planning are happening between individual projects in the provision of resident services, the ability to coordinate these efforts at scale remains limited. With the Treasury-required data being submitted by these resident-services projects available, given their attendant location data, it became possible to start looking at which households among the total ARPA participants have been receiving services from multiple programs, giving the ARPA Team as a whole the ability to find instances of already existing collaboration that they could then strategically formalize moving forward.

With fifteen (15) of these resident-services projects, at the time of analysis, having submitted resident household data with addresses, we were able to use the City of [Detroit’s Base Units system](#) to link all ARPA participant household addresses to a particular distinct city parcel, building, and unit within the city. This allowed for the identification of instances where different ARPA Projects were serving the same unique household, or where multiple members of a unique household were being served by one program multiple times. Due to internal needs for this strategic impact analysis and the complexities of the analysis itself, data was frozen before the end of the 2024 ARPA Reporting Period (June 30th, 2024) and is not congruent with the households served totals reported throughout the rest of the report.

Analyzing the support patterns of ARPA-funded projects in Detroit reveals valuable insights. The following examination focuses on two main aspects: households engaging with multiple programs and households receiving repeated support from the same program.



Multi-Program Households

A significant portion of households in Detroit benefit from multiple ARPA-funded projects. This multi-program engagement unveils opportunities for coordination and collaboration, fostering a more holistic approach to addressing community needs and enhancing program delivery.

Leadership in the city can leverage this information to promote cross-program synergy and integrated service delivery models. By encouraging different programs to work together, leadership can ensure that households receive comprehensive support. This can significantly enhance the effectiveness and reach of ARPA-funded projects. Additionally, this approach can help avoid duplication of efforts, ensuring efficient use of resources.

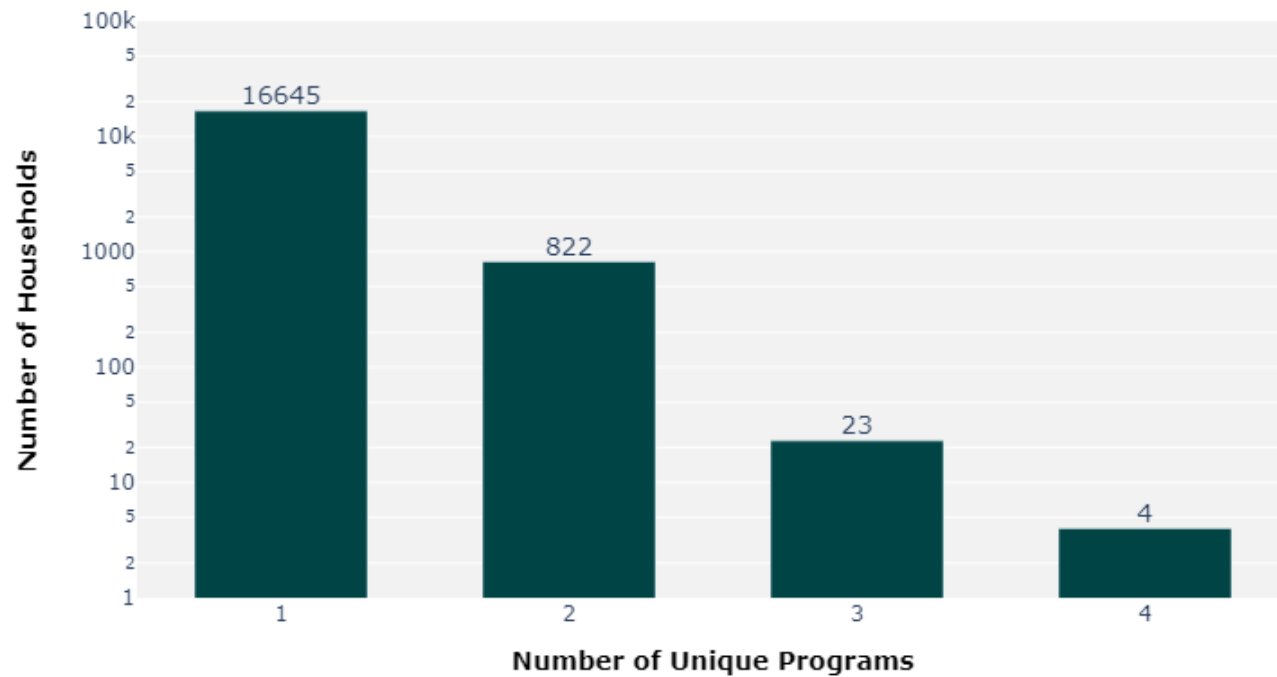
Key Statistics:

- The ARPA-funded projects have served a total of 17,495 unique households, demonstrating a wide-reaching impact.²⁰
- Out of these, 849 households are engaged with more than one program, highlighting significant multi-program participation.
- For households involved in multiple programs, the average number of unique programs per household is 2.04.

These statistics suggest that while the majority of households benefit from a single program, a notable segment engages with multiple services, indicating deeper levels of need or benefit from coordinated support.

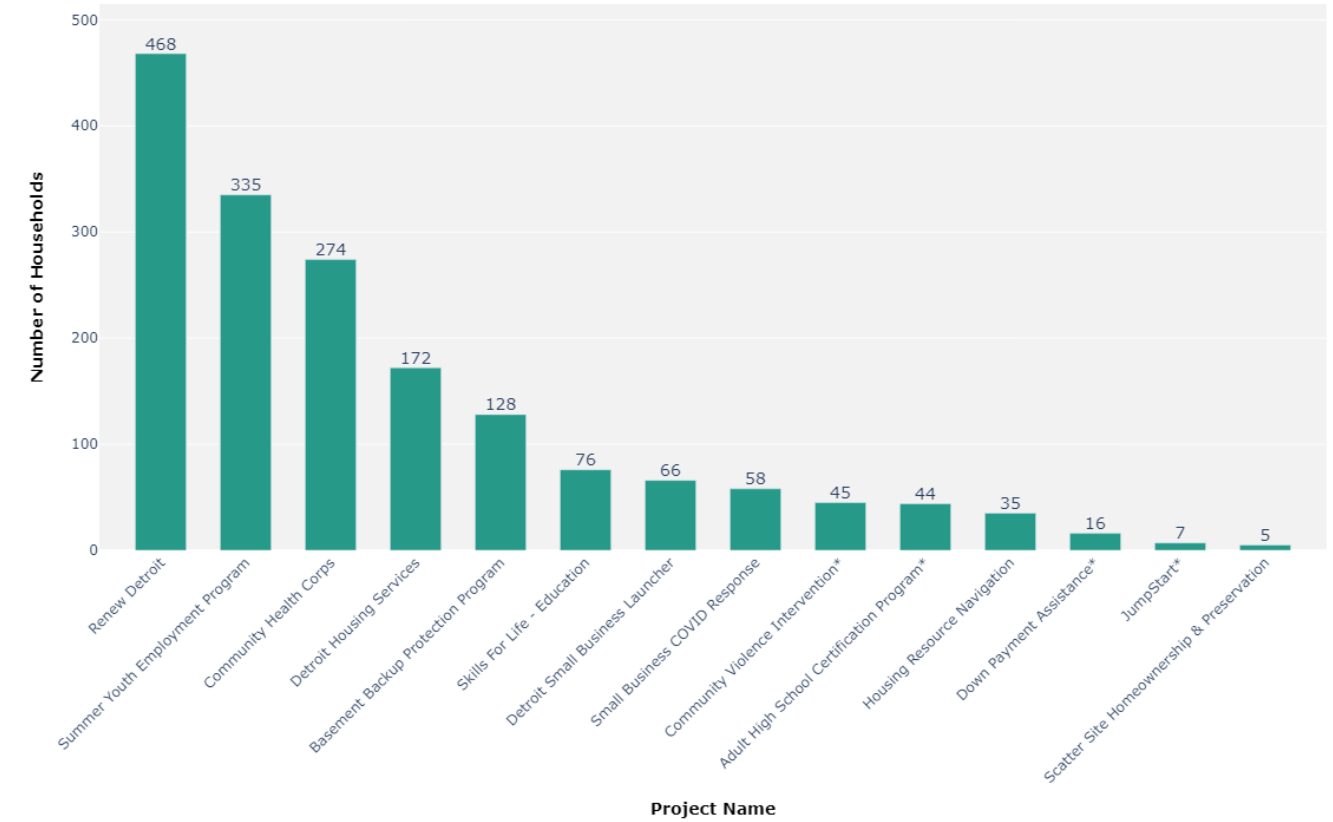
Number of Households per Number of Unique Programs

Number of Households per Number of Unique Programs



The bar chart titled Number of Households per Number of Unique Programs (shown above) illustrates the distribution of households by the number of programs they use. The vast majority of households (16,533) are engaged with only one program, but a significant portion (813 households) participates in two programs. The number of households involved in three or four programs is quite minimal. This suggests that most multi-program households receive support from a pair of programs, indicating that the coordination required among programs might primarily involve identifying and streamlining these pairs. However, there are households utilizing three or four programs, and while these cases are fewer, they highlight the potential need for more comprehensive coordination efforts. Ensuring seamless integration across multiple programs could provide significant benefits and address more complex needs.

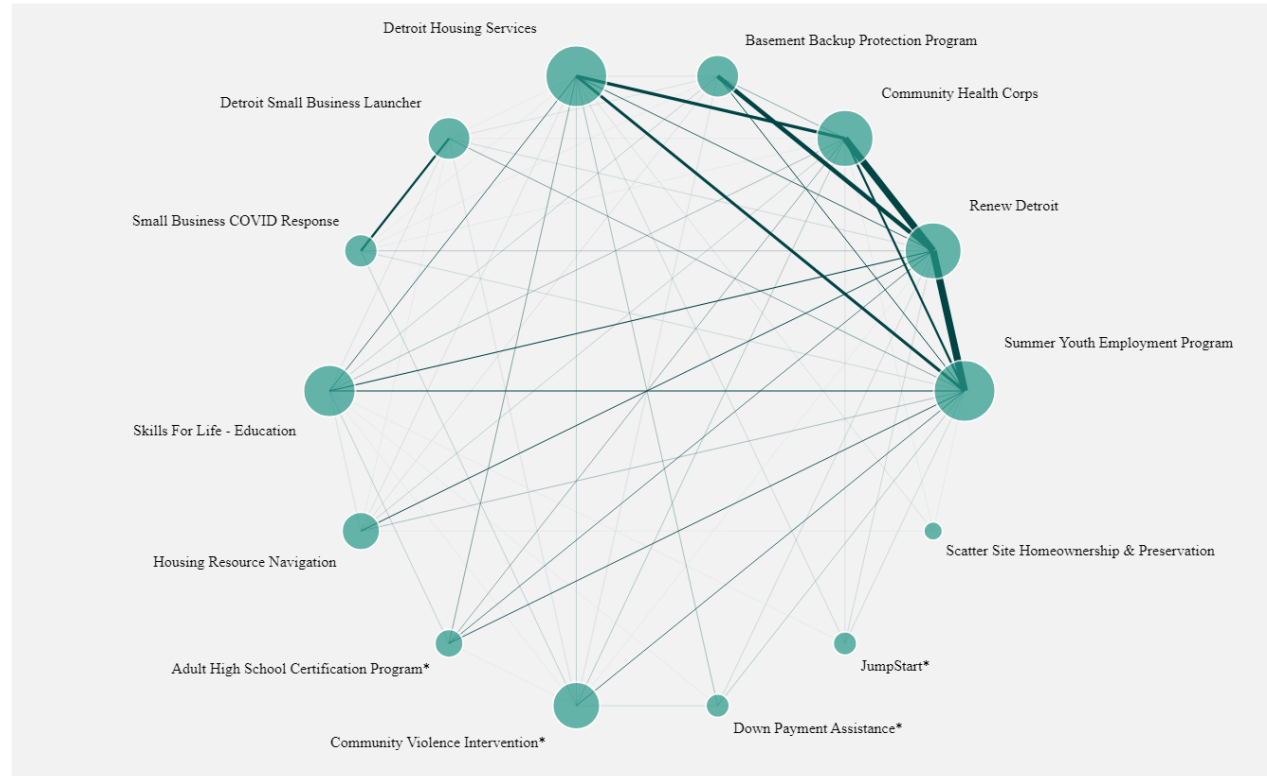
Multi-Program Household Count per Project



The bar chart titled Multi-Program Household Count Per Project (shown above) highlights the contribution of different projects to multi-program participation. Renew Detroit has the highest number of multi-program households (466), followed by the Summer Youth Employment Program (332). Other programs, such as Community Health Corps and Detroit Housing Services, also show considerable multi-program engagement, serving 270 and 163 households, respectively. The steep drop-off after the top few programs suggests that while some programs are highly central to the network, others may serve more specific needs.

Network of City of Detroit ARPA Programs Servicing the Same Households

Network of City of Detroit ARPA Programs Servicing the Same Households



This network model visually represents the interconnectedness among various ARPA-funded programs in Detroit. Each node represents a program, and edges between nodes indicate shared households.

The network model titled **Network of City of Detroit ARPA Programs Servicing the Same Households** (shown on the left) visually represents the interconnectedness among programs. The network consists of 14 nodes with an average degree of 8.86. The average degree indicates that each program is connected to almost 9 other programs through the households they serve. This high connectivity suggests a network where many programs share households with multiple other programs, despite most multi-program households engaging with only two unique programs (See **Number of Households per Number of Unique Programs**, shown previously).

The network model clearly demonstrates that **Renew Detroit** frequently supports households in conjunction with other programs, particularly **Summer Youth Employment Program**, **Community Health Corps**, and **Basement Backup Protection Program**. This relationship is further illustrated in the table titled **Network Model - Top 10 Project Combinations for Households Using Both Programs** shown below.

Network Model - Top 10 Project Combinations for Households Using Both Programs

Top 10 Project Combinations by Households Using Both Programs

Project 1	Project 2	Households Using Both Programs
Summer Youth Employment Program	Renew Detroit	150
Community Health Corps	Renew Detroit	143
Basement Backup Protection Program	Renew Detroit	91
Community Health Corps	Detroit Housing Services	66
Summer Youth Employment Program	Detroit Housing Services	60
Community Health Corps	Summer Youth Employment Program	46
Detroit Small Business Launcher	Small Business COVID Response	45
Skills For Life - Education	Renew Detroit	25
Summer Youth Employment Program	Skills For Life - Education	21
Housing Resource Navigation	Renew Detroit	19

The network model also reveals that Summer Youth Employment Program, Detroit Housing Services, and Community Health Corps have high connectivity with other projects. This is confirmed by their degree centralities, shown in the table below. Degree centrality measures the number of direct connections a node has. Summer Youth Employment Program and Detroit Housing Services exhibit the highest degree centrality with a value of 1, indicating they are connected to all other nodes at least once. This highlights their roles as key hubs facilitating comprehensive support for households.

Top 10 Nodes by Degree Centrality

According to the table on the right, Community Health Corps and Renew Detroit display high degree centralities, consistent with their top-four positions in multi-program household counts (see Multi-Program Household Count Per Project, shown previously). An interesting pattern is observed with Basement Backup Protection Program, which has a relatively high multi-program household count but lower degree centrality compared to some projects with fewer counts. As can be seen in the network model, this program frequently provides support alongside Renew Detroit, which is logical as both focus on home repairs. Ensuring collaboration between these projects could streamline service delivery and efficiently meet household needs.

Similarly, the Detroit Small Business Launcher and Small Business COVID Response programs exhibit high connectivity, reflecting their similar objectives. Coordinating these projects could enhance the efficiency of support delivery.

Top 10 Nodes by Degree Centrality

Node	Degree Centrality
Summer Youth Employment Program	1
Detroit Housing Services	1
Renew Detroit	0.923
Community Health Corps	0.923
Skills For Life - Education	0.846
Community Violence Intervention*	0.769
Basement Backup Protection Program	0.692
Detroit Small Business Launcher	0.692
Housing Resource Navigation	0.615
Small Business COVID Response	0.538

Key Insights:

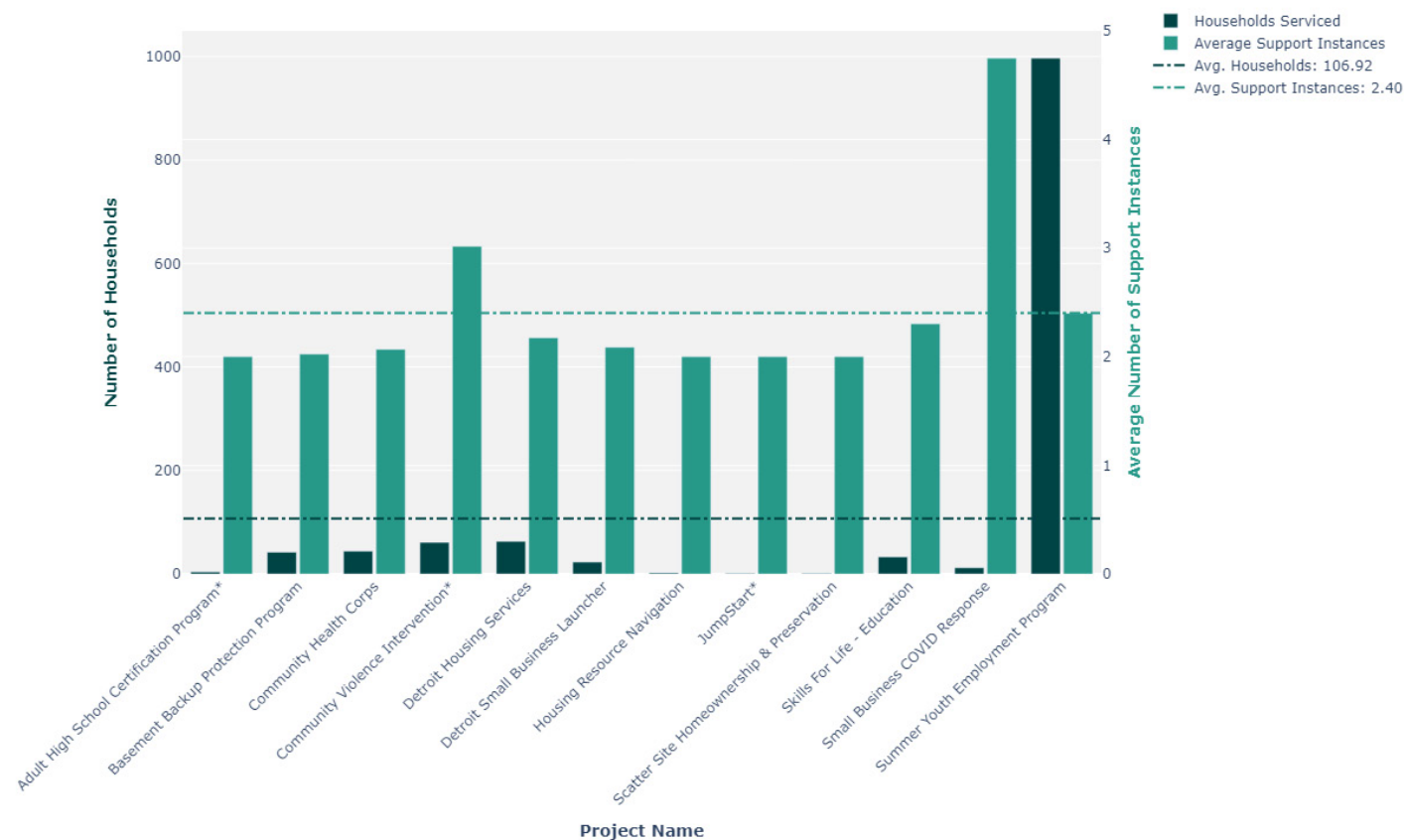
- **Coordination Among Programs:** The majority of multi-program households receive support from a pair of programs, indicating that the coordination required among programs might primarily involve identifying and streamlining these pairs. However, the presence of households utilizing three or four programs suggests that more comprehensive coordination efforts could provide significant benefits and address more complex needs.
- **Interconnected Network:** The high average degree of 8.86 in the network model suggests substantial overlap in the households served by different programs. While most multi-program households engage with only two programs, the specific pairs of programs vary greatly, leading to high overall connectivity.
- **Central Programs:** Programs such as Renew Detroit and Summer Youth Employment Program play central roles in servicing multi-program households. Renew Detroit has the highest number of multi-program households, while Summer Youth Employment Program and Detroit Housing Services exhibit the highest degree centrality, serving as key hubs that facilitate comprehensive support for households. These programs may require more resources and coordination efforts to handle the complex needs of their participants effectively.
- **Specialized Program Connectivity:** The network model reveals that programs with similar objectives, such as Detroit Small Business Launcher and Small Business COVID Response, exhibit high connectivity. Coordinating these projects could enhance the efficiency of support delivery and improve outcomes for the households and businesses they serve.

The interconnectedness of programs suggests opportunities for promoting integrated service delivery models, where different programs work together to provide comprehensive support. By understanding and leveraging these insights, stakeholders can enhance the effectiveness and sustainability of ARPA-funded initiatives in Detroit.

Households Receiving Multiple Instances of Support

The analysis of programs providing multiple instances of support to the same households reveals important patterns and insights. This section examines the distribution and dynamics of repeat support, highlighting key projects and their implications for service delivery and resource allocation.

Projects Providing Multiple Instances of Support to Households



This bar chart illustrates the number of households receiving multiple instances of support from various ARPA-funded projects in Detroit, along with the average number of support instances per household for each project. Each bar represents a project, with the left y-axis showing the number of households given support more than once for a given project and the right y-axis showing the average number of support instances given to these households for a given project. The dashed lines represent the overall averages for both households and support instances, providing a benchmark for comparison across different projects.

The plot shown on the left titled Projects Providing Multiple Instances of Support to Households provides a visual representation of how different projects interact with households, specifically focusing on those that offer repeated support, whether through services, grants, or other forms of assistance. The data shows:

Summer Youth Employment Program:

- This program stands out significantly, providing support to around 1,000 households more than once. Given its nature, it often enrolls multiple youths from the same household, which explains the high number of households with multiple individuals served. This program's extensive reach highlights its importance in providing valuable employment opportunities to the youth of Detroit.

Average Individuals Served:

- Small Business COVID Response has the highest average number of support instances per household, far exceeding other projects. This high number indicates that the program provides multiple rounds of financial assistance to the same businesses, reflecting a high maintenance cost. This repeated financial support provided to the Small Business COVID Response program raises questions about the sustainability of such interventions.
- Community Violence Intervention is another project with a high average of support instances per household. This indicates frequent interactions with the same households, suggesting recurring issues that require intervention. The high frequency of services underscores the need for more integrated and comprehensive support systems to address the root causes of violence and instability within these households. Increased funding could enhance these programs' ability to collaborate with other services and achieve more sustainable outcomes.

This analysis provides useful insights into the dynamics of programs providing multiple instances of support to households, highlighting key areas for improvement and strategic planning. By recognizing these patterns and implementing targeted recommendations, stakeholders can enhance the effectiveness and sustainability of ARPA-funded initiatives in Detroit.

Research Briefs

Research briefs are a data-driven product being produced by DS&A ARPA in partnership with ARPA Project Partners to quantify, evaluate, and disseminate the impacts of individual ARPA Projects on intervening in the given social issue in the city that they were designed to address. These Research Briefs aim to dig into what long-term impacts a project has had on the City by first modelling the given social issue the project was designed to intervene in using secondary data, and then comparing project-level data and outcomes against this secondary data to explore how and whether the project is serving who it purports to, establish the scale of the project's operation versus the size of its overall need in the city, and identify whether the project is reducing or increasing associated outcomes in a way that impacts and/or changes overall long-term trends.

The first Research brief was conducted on the ARPA Down Payment Assistance (DPA) Program which provides qualifying Detroit households grants up to \$25,000, not to exceed 50% of the home purchase price. These grants are eligible to use for downpayment, prepaids including interest rate buy down, closing costs, and principal reduction.

The goals of this research brief were to measure the baseline performance of the Detroit Housing Market leading into COVID-19 and the ARPA Award period, measure current DPA program performance to date, and analyze how DPA has intervened in the Detroit Housing Market to date by comparing DPA's performance since it began operating to annual averages of Detroit Mortgage decisions, aiming to understand the proportionality, direction, and downstream impacts of the program on the City's overall rates of home ownership. Summary findings from this research brief are provided below to demonstrate the process, focus, and insights that research briefs aim to produce. Due to internal needs for this research brief and the complexities of analysis detailed in this research brief, data was frozen before the end of the 2024 ARPA Reporting Period (June 30th, 2024) on May 18th. Up to date aggregate performance metrics on the Down Payment Assistance program concurrent with the 2024 ARPA Reporting period will be provided in the Project Inventory section below.

The Story Behind DPA

The COVID-19 pandemic caused havoc for the housing stability of Detroiters. While eviction moratoriums had been in place since the first days of the pandemic, households behind on their rental payments filed over 50,000 applications for rental assistance. As households regained employment and stabilized their housing, achieving homeownership can generate wealth-building opportunities, and stabilize neighborhood housing markets citywide.

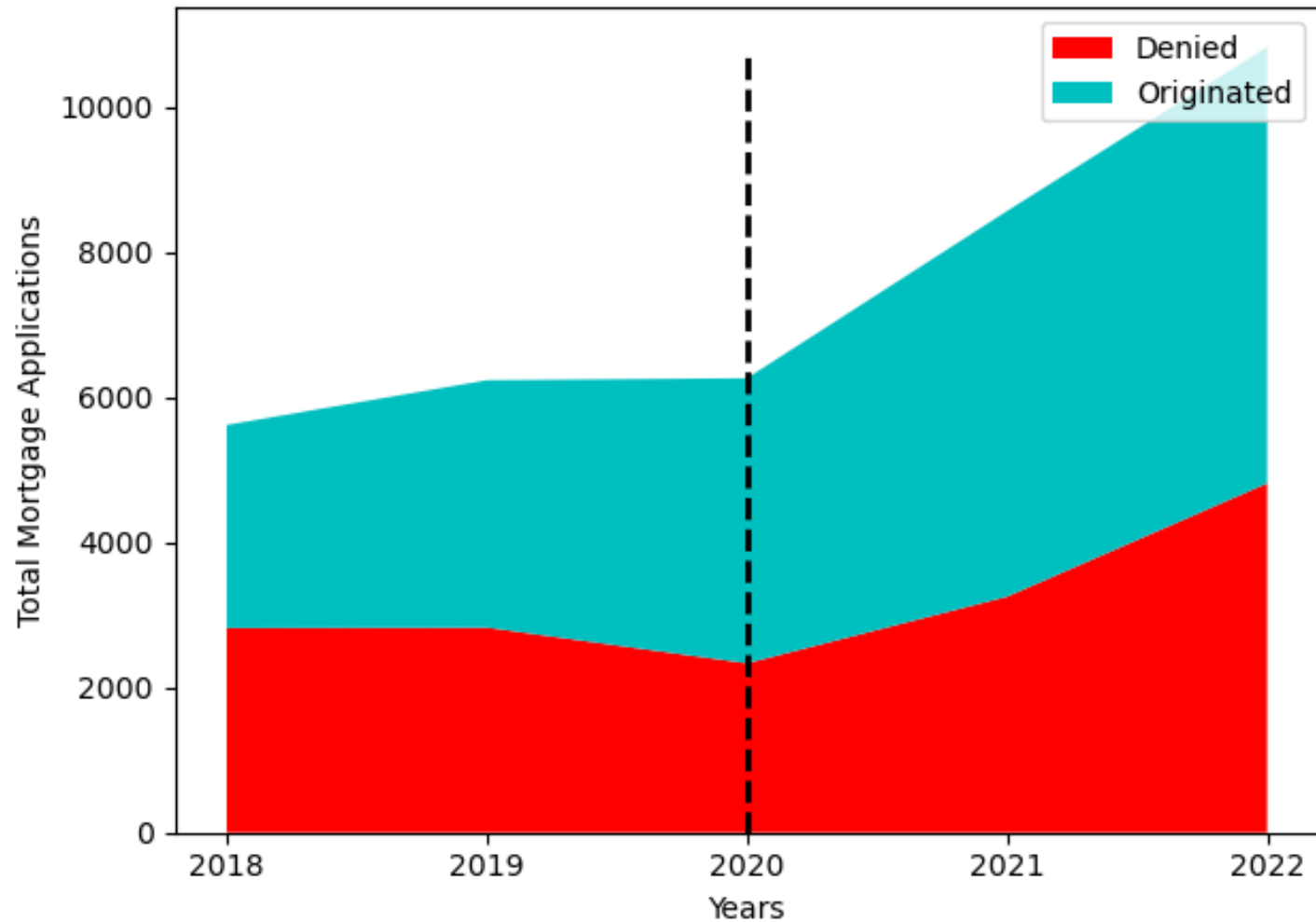
While acknowledging that homeownership is not always the preference or the best fit for all households, the City seeks to remove barriers to purchasing a home in the City, particularly for current Detroit residents. Insufficient collateral and poor credit histories are the largest barriers for Detroiters in accessing financing for home purchases and home improvements. Loans for both home purchases and home improvements are denied at a higher rate in Detroit than in the rest of the region. Distressed property conditions also pose a risk for lenders, making it more difficult for buyers to access financing because these homes are often insufficient collateral for lenders, which limits the amount of money they are willing to fund on the property causing the potential homeowner to infuse more cash into the purchase transaction.

To help Detroit households achieve homeownership, a Down Payment Assistance (DPA) program to help prospective homebuyers and current homeowners was launched in 2023. In addition to financial assistance towards down payment, prepaids, closing costs, and principal reduction the program works with certified housing counseling agencies and certified financial counseling agencies to provide housing counseling and credit counseling services respectively. Investing in Detroit resident's ability to access home ownership helps improve Detroit's housing market by increasing mortgage lending activity in the city. These mortgage originations replace cash real estate transactions that are more often investor purchases."

The State of Detroit's Mortgage Market at the City and Neighborhood Level

Following the lead of reports produced by the University of Michigan's Center for Equitable Family & community Well-Being²¹, baselines of Detroit's Housing Market leading into 2020 and beyond were established using Home Mortgage Disclosure Act (HMDA) data from the past five years (2018-2022), with Detroit's mortgage market annually producing the following results:

Detroit's Mortgage Market (2018-2022) HMDA

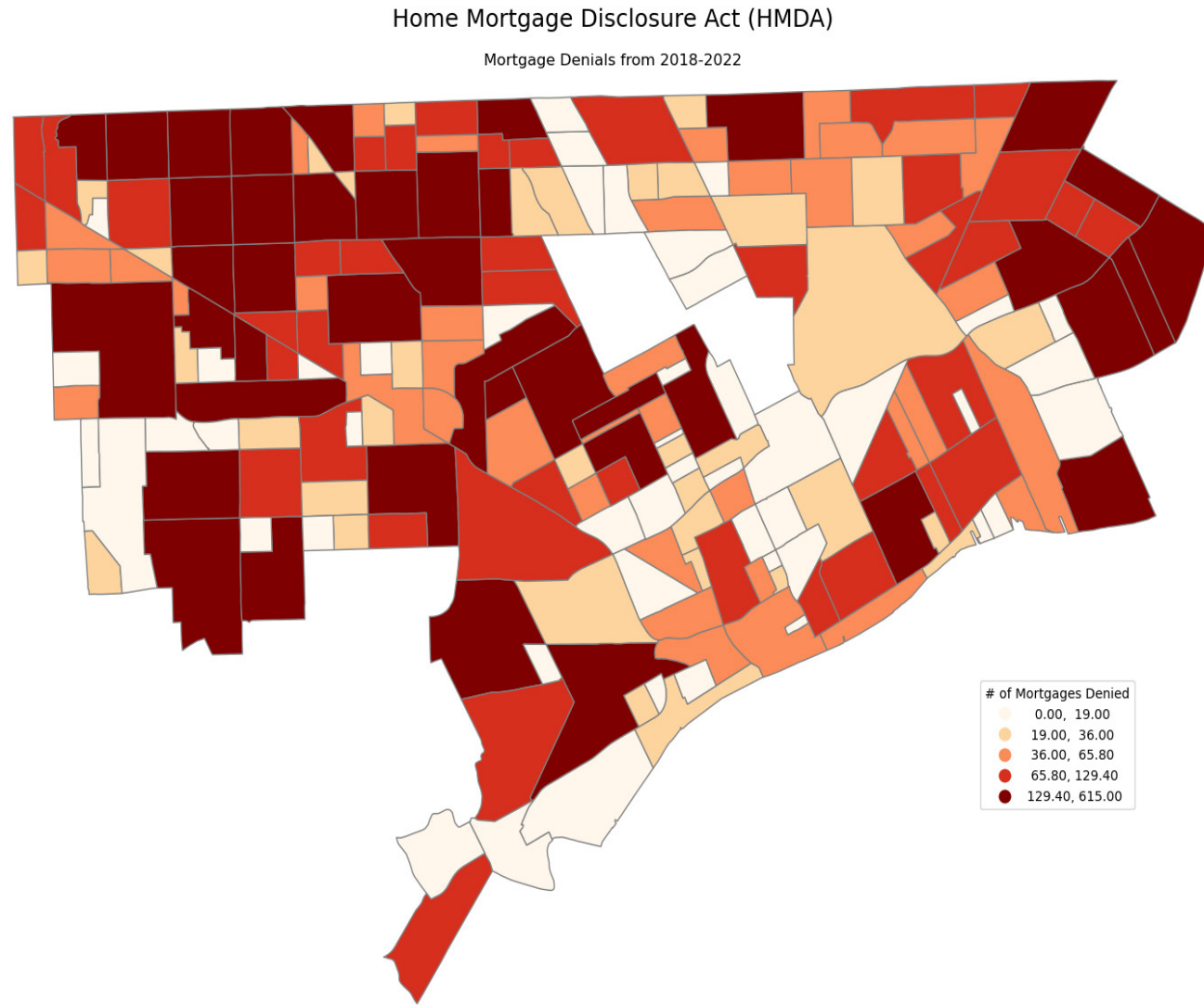


YEAR	TOTAL DECISIONS	ORIGINATIONS	DENIALS	DENIAL RATE
2018	5614	2797	2817	0.50
2019	6230	3407	2823	0.45
2020	6258	3927	2331	0.37
2021	8561	5312	3249	0.37
2022	10819	6008	4811	0.44

In 2020, the total number of mortgage decisions, in terms of the total annual number of mortgage applications and corresponding originations & denials, nearly doubled from 6,258 in 2020 to 10,819 in 2022. The total absolute number of denials was starting to go down in the city 2018 to 2020, but rose sharply from 2020 onwards, probably due to the sharp increase in volume of total mortgage applications. Surprisingly, the denial rate actually dropped dramatically in 2019 from 45% of all applications to 37% in 2020, even with the onset of COVID-19.²² The denial rate has actually started increase again from 2020 to 2022. Over this five-year period, in total, the City of Detroit experienced 37,482 total mortgage decisions of which 21,451 were originations and 16,031 were denials

Taking the past five years of HMDA data on the state of Detroit's mortgage market, we will be using the total average annual mortgage decisions as an index of the existing mortgage market to compare DPA performance to over the past year of its operations. Annually, Detroit produced an average of 7,496 mortgage decisions, of which 4,290 were originations and 3,206 were denials, denoting a 42.8% mortgage denial rate annually. At the neighborhood level, the average neighborhood received 36.7 mortgage applications of which 21 were originations and 15.7 were denials. The top ten neighborhoods in terms of absolute total denials from 2018-2022 are listed below along with total applications, originations, and overall denial rates. The theory of change would be that these would be the neighborhoods that DPA should be targeting for intervention.

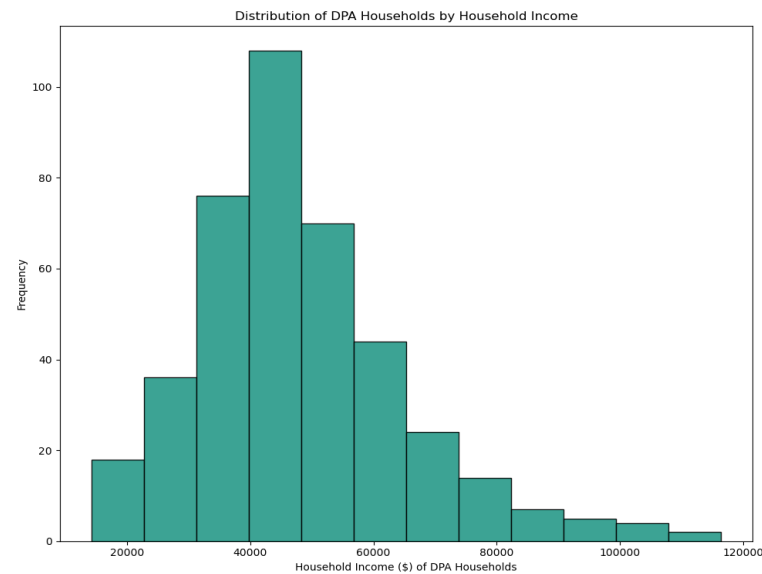
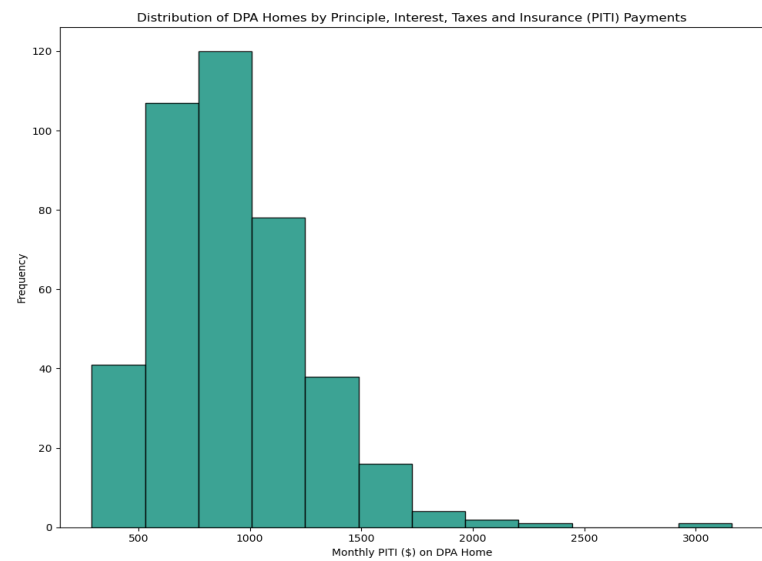
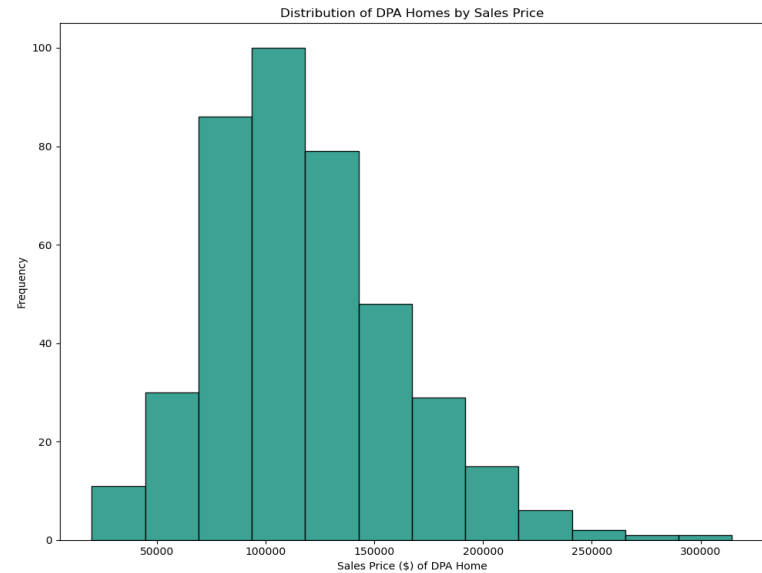
Top 10 Neighborhoods for Mortgage Denials 2018-2022



Rank	Neighborhood	Denials	Total Decisions	Denial Rate
1	Bagley	615	1867	0.329405
2	Morningside	451	1113	0.405211
3	Warrendale	380	589	0.645161
4	University District	304	1050	0.289524
5	North Rosedale Park	300	942	0.318471
6	Schulze	282	757	0.372523
7	Evergreen-Outer Drive	281	640	0.439063
8	Crary/St Marys	272	612	0.444444
9	Cornerstone Village	266	610	0.436066
10	East English Village	265	852	0.311033

This is the context that Down Payment Assistance as a program was entering into when it started in 2023, facing a heated-up housing market with more competition but an increasing amount of denials. The numbers provided above will serve as a baseline from which to evaluate Down Payment Assistance program performance across Detroit, measuring both its proportionality and impact on the greater housing market. Given that Down Payment Assistance was started with the goal of targeting and changing outcomes for those who faced mortgage denial as a result of having a lack of collateral or sufficient funds for a down payment, the assumption going into the following analyses is that successful DPA-backed mortgages would have been denials in past years, even if this assumption does not always hold in particular cases.

DPA – Progress to Date



Race	Count	Percentage
Black or African American	383	93.9
White	13	3.2
Other not listed here	9	2.2
Middle Eastern or North African	3	0.7

Of these 432 mortgages, 408 of them provided demographic and spatial data to assess the profile of Down Payment Assistance recipients and evaluate the program’s impact on Detroit’s neighborhoods. These 408 households contained a total of 1,065 residents, with 93.9% of households headed by Black Detroiters, and accounting for 1,000 total residents in these households. The annual median household income for DPA participants was \$44,930.50. The funds provided in the form of DPA in turn worked to leverage \$38,172,246 from 80 lenders, or an average of \$3.60 leveraged for each \$1 in DPA assistance provided, for a median home price of \$110,909. On these mortgages, DPA recipient households paid a median average of \$881 for their principal, interest, taxes, and insurance (PITI) per month.



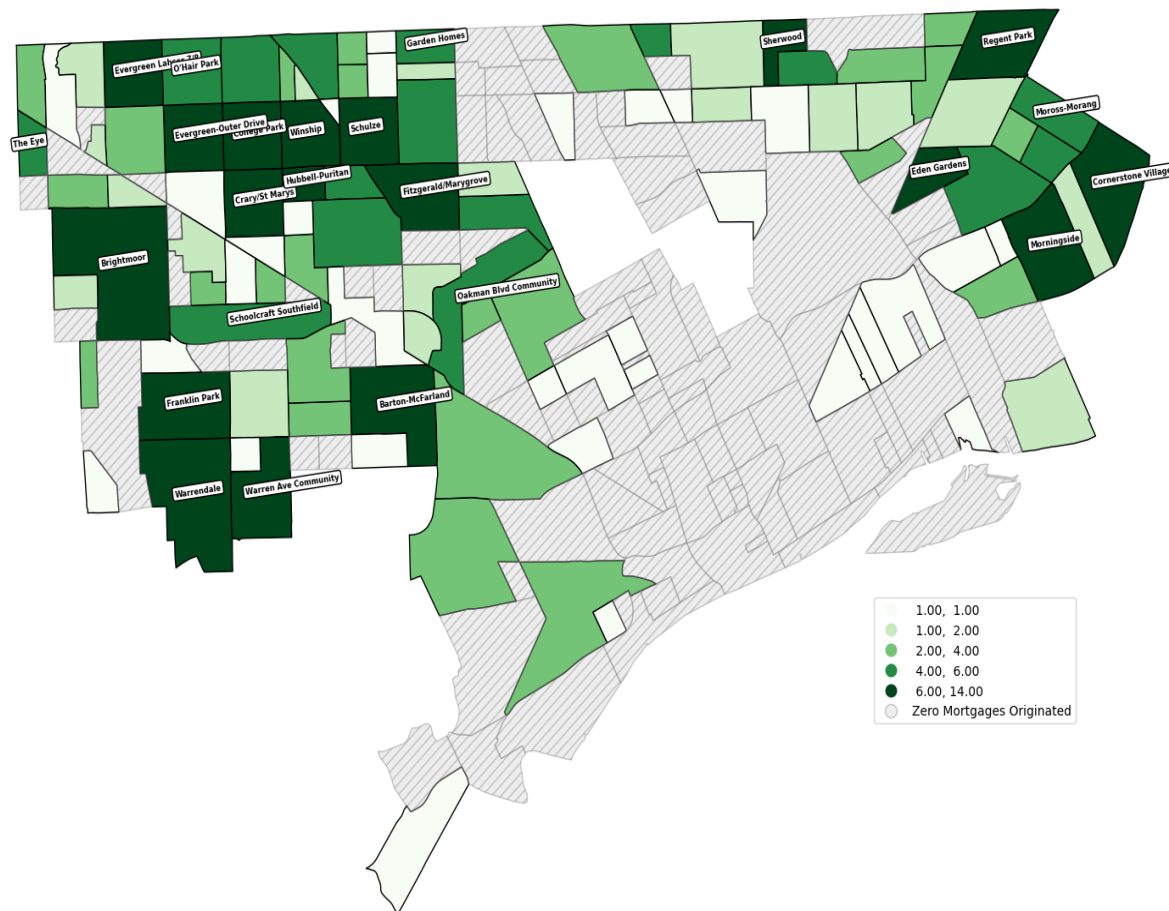
Neighborhood Effects of DPA

In the 408 households who received DPA mortgages there was a total of 1,065 individual residents. These 408 mortgages were originated in 108 out of Detroit's 204 neighborhoods²³, hitting 52.9% of the city, and on average originating 3.8 mortgages per neighborhood. These 108 neighborhoods accounted for:

- 26,677 of the city's total 37,482 mortgage decisions over this five-year period, or 71.2% of total mortgage applications
- 14,356 of the city's total 25,451 mortgage originations over this five-year period, or 56.4% of total mortgage originations
- 12,321 of the city's total 16,031 mortgage denials over this five-year period, or 76.9% of total mortgage denials

These 108 neighborhoods had an average denial rate of 51.5%, 8.7% higher than the overall city denial rate of 42.8%, receiving 49.4 mortgage applications per year on average of which 26.6 were originations and 22.8 were denials. Out of these 108 neighborhoods, the most DPA mortgages originated were 14 each in both the Fitzgerald/Marygrove and Crary/St. Mary's neighborhoods.

Down Payment Assistance Program - Mortgages Originated by Neighborhood



Rank	Neighborhood	Mortgage Count
1	Fitzgerald/Marygrove	14
2	Crary/St Marys	14
3	College Park	13
4	Morningside	12
5	Warrendale	12
6	Evergreen Lahser 7/8	10
7	Regent Park	9
8	Barton-McFarland	9
9	Hubbell-Puritan	9
10	Franklin Park	8

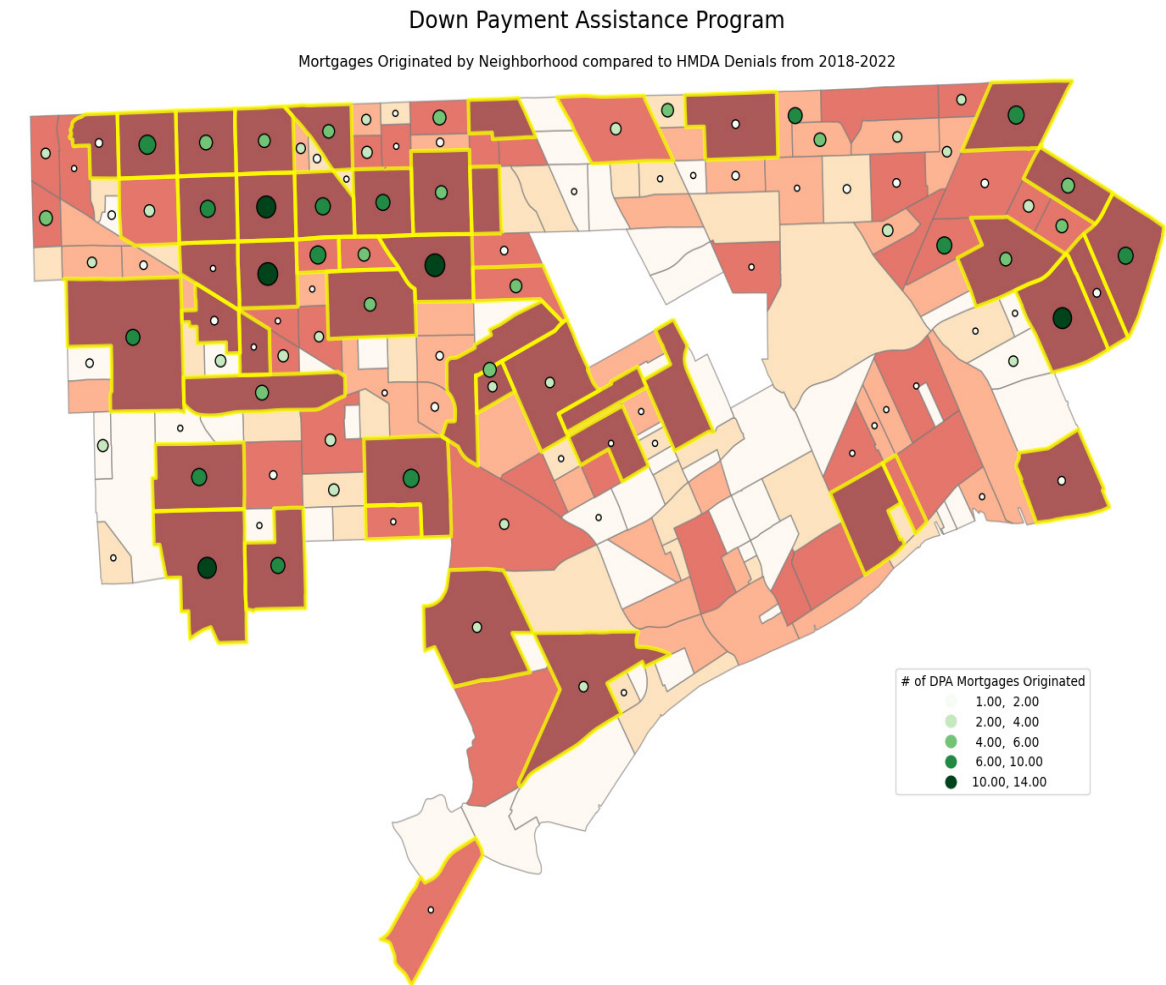
DPA's Impact on Detroit's Housing Market

The stated goal of the program is helping those who would have normally been denied mortgages due to a lack of funds achieve homeownership through a city provided down payment grant. The assumption we can hold here is that people accepted by DPA and provided with down payment funds would have been among those denied if the program was not present. Therefore, we can take DPA participants and treat them as those who would have been among the denied in past years to see what proportion of denials DPA as a program have converted into originations at both the city and neighborhood levels.

At the city level, due to the Down Payment Assistance program, 13.8% of annual mortgage denials became originations, or in other words, denials in the city were decreased by 13.8% due to DPA intervention in the housing market.²⁴ In terms of annual originations, DPA grew mortgage origination in the city annually by 10.1%.²⁵

At the neighborhood level, compared to historical preceding mortgage decision performance within the 108 neighborhoods DPA was active in, Down Payment Assistance originated 3.8 Mortgages per active neighborhood, resulting in 16.7% of annual denials on average per neighborhood becoming originations thanks to the DPA program, or in other words, denials within these neighborhoods were decreased by 16.7% per neighborhood due to DPA intervention in the housing market.²⁶ In terms of annual originations, DPA grew mortgage originations within these neighborhoods annually by 14.3% on average per participating neighborhood.²⁷

The impact of home ownership on generational wealth is often, rightfully, focused on its impact on those who were formerly locked out of homeownership gaining the power of home ownership as an asset allowing the potential for long-term wealth building through mortgage payments and the building of equity over time, not losing a large proportion of their monthly income to on-going rental payments. A further power home ownership unlocks for DPA participants is the ability to stay in the neighborhoods they have rented in, or even in some cases buy the homes that they had been renting, for years beforehand, a key method for fighting forms of neighborhood displacement often associated with gentrification or economic development. To date, the DPA program has allowed 6.4% of DPA households, or 26 households containing 64 individual Detroit residents, to buy in the neighborhoods they had already been living in, and of these 26 households, 46.2%, or 12 households containing 26 total individuals, were able to buy the home that they had been formerly living in.



Labor Practices

The City has an opportunity to make SLFRF investments doubly impactful, both in the projects it deploys that positively impact residents' daily lives and in the local wealth generated by the work of deploying these projects. The City is committed to using strong labor practices, including prevailing wage requirements, to promote effective and efficient delivery of high-quality infrastructure projects while also supporting the economic recovery through strong employment opportunities for workers.

In line with ARPA objectives, the City is complying with Davis-Bacon Act for projects with combined capital construction expenditures greater than \$10 million. In recognition that strong labor practices promote opportunities for Detroiters and catalyze economic recovery from the pandemic, the city uses a multipronged approach to create a robust workforce development and employment pipeline that supports the city and, by extension, employers across the region. These extend beyond federally required activities, such as compliance with Equal Employment Opportunity regulations.



Use of Evidence

In last year's report, the City of Detroit aimed to distill the evidence behind, and best practices followed by, exemplar programs across project policy areas by making use of white papers that the University of Michigan - Poverty Solutions wrote in relation to existing ARPA programs to come up with not only programs that work but ones that also fit the specific needs and conditions of Detroit residents. For more information on this, see last year's report.

This year, we are providing a limited but demonstrative glossary of the various forms of evidence that projects across the ARPA Portfolio used when designing and implementing their programs directly, as well as the various evidence-based frameworks that the city has endorsed over the past few years that influenced ARPA program delivery. Examples shown below were self-reported and collected via a qualitative questionnaire sent out to ARPA Project teams and represent only a few of the many cases where evidence and research were employed throughout project design and implementation.

Asset Protection Program (Project ID 12.1.187)

- Several cities and counties are exploring the challenges of inherited properties. Notably, the Pew Research Center released a report examining the issue and proposing solutions in Philadelphia in 2021.
- For the last several years, the Washtenaw County Treasurer has also coordinated a group of volunteer attorneys and family mediators who work pro bono to help clear titles, establish ownership and create property wealth for families.

Palmer Park Bandshell (Project ID 07.1.087)

- The City of Detroit has several performance spaces along the Riverfront (Hart Plaza, the Aretha Franklin Amphitheatre, and the new performance area at Riverside Park) and this new venue in District 2 will build off the recognized successes of these spaces.
- The General Services Department has had great success in hosting Jazz in the Park and Opera in the Park at pop-up venues across the city and a resource like the Palmer Park bandshell will provide a larger, well-equipped venue for similar activities going forward.

Scatter Site Homeownership & Preservation (Project ID 12.1.016)

- The Scatter-Site Homeownership Program is supported by academic evidence, as well as an existing track record of work in the Midwest by our subcontractor CHN. Published in 2019, University of Michigan researchers Margi Dewar and Lan Deng found that in Detroit, scatter-site LIHTC developments fare worse after their 15-year affordability periods expire compared to multifamily properties
- The program's design was heavily inspired and influenced by CHN's existing program, given its strong track record of success in Cleveland and beyond. The organization's flagship Lease to Purchase program has helped over 1,000 renters nationwide become first-time homeowners.

City of Detroit Demographic Data Portal (Project ID 15.3.045)

- Detroit's Open Data work has been guided by the evidence-based approaches advocated by Results for America and the Bloomberg Center for Government Excellence. We are modelling our approach to Open Data on the vibrant Open Data Portals (ODPs) managed by New York City (NYC Open Data) and San Francisco (DataSF | San Francisco Open Data).

Community Violence Intervention (Project ID 06.3.159)

- Research shows that Community Violence Intervention (CVI) programs have been able to reduce violence by as much as 60%, which led to the White House forming the Community Violence Intervention Collaborative and encouraging state and local governments to invest ARPA funds in programs.
- The South Bronx (New York) and Richmond (California) built CVI programs around street outreach and violence interruption tactics, with impressive results: South Bronx saw a 63% decrease in gun shooting victimization and Richmond saw a 43% reduction in gun-related deaths and assaults.

Historic Sites and Facilities Support (Project ID 08.6.183)

- At the city level, Detroit's Neighborhood Beautification Fund and the Detroit Land Bank Authority (DLBA) focus on repurposing vacant properties and enhancing community spaces. State-level initiatives include the Michigan State Housing Development Authority (MSHDA) and the Michigan Economic Development Corporation (MEDC), providing historic preservation and community revitalization funding.
- Nationally, the National Trust for Historic Preservation and the Historic Preservation Fund (HPF) offer grants and funding for preservation activities across the country. These programs reflect a broad commitment to maintaining historic structures and enhancing community services.

Senior Centers 654 Mt. Elliott (Project ID 07.1.184)

- The 654 Mt. Elliot Senior Center project is informed by research on social determinants of health, which highlights the importance of community and social context for seniors' well-being, as supported by the CDC and WHO. It aligns with the WHO's Age-Friendly Cities Framework, promoting inclusive and accessible urban environments for older adults.
- Aging in Place Programs: Various cities have implemented "Aging in Place" programs, designed to help seniors remain in their homes and communities safely and independently. Examples include New York City's Age-Friendly NYC initiative and San Francisco's Dignity Fund.

Ladder 30 Renovation (Project ID 14.5.023)

- The Detroit Fire Department (DFD) Ladder 30 renovation project is guided by the need to address specific operational gaps and capacity issues identified within the Detroit Fire Department. The Los Angeles Fire Department (LAFD) has undertaken several expansion projects to improve its emergency response capabilities. These include constructing new fire stations and adding resources to existing ones to enhance service coverage and response times.



Performance Report

This section of the report describes the performance of the programs that were allocated funding and approved as of June 30, 2024. Of the 127 approved programs, performance data is available for 80 programs. For up-to-date information on all associated finances by program and investment area, visit the City of Detroit's Office of the Chief Financial Officer webpage "How are Detroit's ARPA Funds being Spent". Individual project dashboards providing monthly updates of project progress on submitted performance metrics will be added to this page and made live in the coming months after this report is submitted.

Since its SLFRF award, the City has given its unwavering attention to building rigorous processes and procedures for vetting, managing, monitoring, and supporting project development. This focus balances the need to advance ambitious but achievable performance outcomes and the need to concurrently assure compliance with laws, regulations, and policies with effective grants management. The performance reporting section describes the performance management tracking used to measure the overall intended results of the project along with the current data that have been collected through the end of the reporting period.

Program Performance will be described on two different levels:

- Across Portfolio Categories, where performance will be reported by summarizing and aggregating the work performed by all projects in each portfolio category with brief analyses on the category's Spatial/ Geographic and Diversity & Inclusion considerations.
- Within each Individual Project, where performance will be considered in terms of each individual project's given metrics and the latest data they submitted to measure progress toward their stated goals.

Performance will be evaluated across the 80 projects that have submitted any kind of performance data, with portfolio category performance evaluation limited to this population of projects. At the individual project level, those projects that have not submitted performance data will still be described and will provide example long-term goals, outcomes, and outputs to provide readers with an idea of how each project will be tracking their performance in the future

Performance Report: Treasury Required Outputs

Project	EC #	Output	Metric
Affordable Housing Development - 5800 Michigan Avenue*		Number of households receiving eviction prevention services (including legal representation)	N/A
	2.15	Number of affordable housing units preserved or developed	0
Affordable Housing Development - 60 Harper Apartments		Number of households receiving eviction prevention services (including legal representation)	N/A
	2.15	Number of affordable housing units preserved or developed	0
Affordable Housing Development - 7850 E. Jefferson Apartments 4% 1		Number of households receiving eviction prevention services (including legal representation)	N/A
	2.15	Number of affordable housing units preserved or developed	0
Affordable Housing Development - 7850 E. Jefferson Apartments 9% 1		Number of households receiving eviction prevention services (including legal representation)	N/A
	2.15	Number of affordable housing units preserved or developed	0
Affordable Housing Development - 7850 E. Jefferson Apartments 4% 2		Number of households receiving eviction prevention services (including legal representation)	N/A
	2.15	Number of affordable housing units preserved or developed	0
Affordable Housing Development - 7850 E. Jefferson Apartments 9% 2		Number of households receiving eviction prevention services (including legal representation)	N/A
	2.15	Number of affordable housing units preserved or developed	0
Affordable Housing Development - CCSEM St. Matthew		Number of households receiving eviction prevention services (including legal representation)	N/A
	2.15	Number of affordable housing units preserved or developed	0
Affordable Housing Development - Henry Street		Number of households receiving eviction prevention services (including legal representation)	N/A
	2.15	Number of affordable housing units preserved or developed	0
Affordable Housing Development - Hubbard Farms Apartments		Number of households receiving eviction prevention services (including legal representation)	N/A
	2.15	Number of affordable housing units preserved or developed	0
Affordable Housing Development - Life is Dreamtroit		Number of households receiving eviction prevention services (including legal representation)	N/A
	2.15	Number of affordable housing units preserved or developed	0
Affordable Housing Development - Meyers Senior		Number of households receiving eviction prevention services (including legal representation)	N/A
	2.15	Number of affordable housing units preserved or developed	0
Affordable Housing Development - Orchard Village Apartments		Number of households receiving eviction prevention services (including legal representation)	N/A
	2.15	Number of affordable housing units preserved or developed	0
Affordable Housing Development - Preserve on Ash 1		Number of households receiving eviction prevention services (including legal representation)	N/A
	2.15	Number of affordable housing units preserved or developed	0
Affordable Housing Development - Van Dyke Village Apartments		Number of households receiving eviction prevention services (including legal representation)	N/A
	2.15	Number of affordable housing units preserved or developed	0

Project	EC#	Output	Metric
Affordable Housing Development and Preservation - AFG Miller Grove	2.15	Number of households receiving eviction prevention services (including legal representation)	N/A
		Number of affordable housing units preserved or developed	0
Affordable Housing Development and Preservation - Grandmont Rosedale Park Collective II (GRPC II)*	2.15	Number of households receiving eviction prevention services (including legal representation)	N/A
		Number of affordable housing units preserved or developed	0
Affordable Housing Development and Preservation - Merrill Place II	2.15	Number of households receiving eviction prevention services (including legal representation)	N/A
		Number of affordable housing units preserved or developed	0
Affordable Housing Development and Preservation - MLK on 2nd	2.15	Number of households receiving eviction prevention services (including legal representation)	N/A
		Number of affordable housing units preserved or developed	0
Affordable Housing Development and Preservation - OSI Art Apartments	2.15	Number of households receiving eviction prevention services (including legal representation)	N/A
		Number of affordable housing units preserved or developed	0
Affordable Housing Development and Preservation - The Anchor at Mariners Inn	2.15	Number of households receiving eviction prevention services (including legal representation)	N/A
		Number of affordable housing units preserved or developed	0
Lee Plaza	2.15	Number of households receiving eviction prevention services (including legal representation)	N/A
		Number of affordable housing units preserved or developed	0
Affordable Housing Development – Benjamin O. Davis Veterans Village (BODVV)*	2.16	Number of households receiving eviction prevention services (including legal representation)	N/A
		Number of affordable housing units preserved or developed	0
Emergency Shelters - Cass Community	2.16	Number of households receiving eviction prevention services (including legal representation)	N/A
		Number of affordable housing units preserved or developed	N/A
Emergency Shelters - Pope Francis Center	2.16	Number of households receiving eviction prevention services (including legal representation)	N/A
		Number of affordable housing units preserved or developed	N/A
Asset Protection Program	2.18	Number of households receiving eviction prevention services (including legal representation)	N/A
		Number of affordable housing units preserved or developed	N/A
CDO Home Repair Program	2.18	Number of households receiving eviction prevention services (including legal representation)	N/A
		Number of affordable housing units preserved or developed	N/A

Project	EC#	Output	Metric
Detroit Housing Services	2.18	Number of households receiving eviction prevention services (including legal representation)	624
		Number of affordable housing units preserved or developed	N/A
Down Payment Assistance*	2.18	Number of households receiving eviction prevention services (including legal representation)	N/A
		Number of affordable housing units preserved or developed	390
Homelessness Diversion	2.18	Number of households receiving eviction prevention services (including legal representation)	N/A
		Number of affordable housing units preserved or developed	N/A
Homelessness Prevention	2.18	Number of households receiving eviction prevention services (including legal representation)	N/A
		Number of affordable housing units preserved or developed	N/A
Housing Resource Navigation	2.18	Number of households receiving eviction prevention services (including legal representation)	N/A
		Number of affordable housing units preserved or developed	N/A
Landlord Repair Program	2.18	Number of households receiving eviction prevention services (including legal representation)	N/A
		Number of affordable housing units preserved or developed	0
Renew Detroit	2.18	Number of households receiving eviction prevention services (including legal representation)	N/A
		Number of affordable housing units preserved or developed	N/A
Right To Counsel*	2.18	Number of households receiving eviction prevention services (including legal representation)	4191
		Number of affordable housing units preserved or developed	927
Scatter Site Homeownership & Preservation	2.18	Number of households receiving eviction prevention services (including legal representation)	N/A
		Number of affordable housing units preserved or developed	1,941
Detroit Small Business Launcher	2.29	Number of small businesses served	322
Small Business COVID Response	2.30	Number of small businesses served	2,322
Neighborhood Opportunity	2.34	Number of Non-Profits served	91
Public Facility Accessibility Program	2.34	Number of Non-Profits served	16
Detroit Small Museum Support	2.34	Number of Non-Profits served	0
Historical Sites and Facilities Support	2.34	Number of Non-Profits served	0

Project	EC#	Output	Metric
Community Violence Intervention*	1.11	Number of workers enrolled in sectoral job training programs	15
		Number of workers completing sectoral job training programs	15
		Number of people participating in summer youth employment programs	3
Gun Violence Reduction Plan	1.11	Number of workers enrolled in sectoral job training programs	N/A
		Number of workers completing sectoral job training programs	N/A
		Number of people participating in summer youth employment programs	N/A
Summer Youth Employment Program*	2.10	Number of workers enrolled in sectoral job training programs	N/A
		Number of workers completing sectoral job training programs	N/A
		Number of people participating in summer youth employment programs	8, 546
DAW Job Training	2.10	Number of workers enrolled in sectoral job training programs	1665
		Number of workers completing sectoral job training programs	963
		Number of people participating in summer youth employment programs	N/A
JumpStart*	2.10	Number of workers enrolled in sectoral job training programs	598
		Number of workers completing sectoral job training programs	328
		Number of people participating in summer youth employment programs	N/A
Adult High School Certification	2.10	Number of workers enrolled in sectoral job training programs	27
		Number of workers completing sectoral job training programs	N/A
		Number of people participating in summer youth employment programs	0
Skills For Life - Education	2.10	Number of workers enrolled in sectoral job training programs	154
		Number of workers completing sectoral job training programs	125
		Number of people participating in summer youth employment programs	N/A
Skills For Life - Work	2.10	Number of workers enrolled in sectoral job training programs	154
		Number of workers completing sectoral job training programs	125
		Number of people participating in summer youth employment programs	N/A

Technology

11 Projects

Total Programmed: \$38,288,981

The Technology Portfolio targets investments in IT and cybersecurity Infrastructure, devices, internet access, and technology support initiatives. These initiatives span city services and strategies to minimize the digital divide.

Project Insights:

The ARPA Fund 2024 report for the City of Detroit highlights a dynamic portfolio of projects spanning various stages, each contributing to the city’s technological advancement, operational efficiency, and community equity. At the forefront is the Digital Equity Coordination and Technical Support project, currently awaiting contract approval. This initiative aims to establish a robust open-source data portal, promoting transparency and inclusivity in data sharing across the city. With plans to commence data collection from April to December 2024, followed by a pilot phase in early 2025, the project emphasizes community engagement and equitable access to digital resources as key success factors.

In progress, the DoIT PC Refresh Project and DoIT Data Center Upgrades Project underscore Detroit’s commitment to enhancing its technological infrastructure. The PC Refresh initiative has already procured machines and begun deployments, targeting significant upgrades across public safety and central city operations. Meanwhile, the Data Center Upgrades Project, comprising multiple RFPs and vendor selections, aims to bolster the city’s IT resilience with new generators and CRAC units. These efforts align with Detroit’s strategy to modernize service delivery and operational capabilities while addressing critical infrastructure needs.

Further advancing digital inclusion, the Connect 313 Digital Inclusion Data Operation project navigates procurement delays to expand the city’s Open Data Portal (ODP). Despite challenges, milestones like the establishment of an Open Data Team and increased portal usage demonstrate progress in democratizing access to city data. Looking ahead, planned enhancements include launching a Detroit-specific Climate Vulnerability Index and expanding data tools for community and governmental use, showcasing Detroit’s leadership in leveraging data for public good.

Successfully completed initiatives, such as the DoIT ARPA Project Oversight and IT Consulting Services projects, underscore Detroit’s effective project management and strategic deployment of ARPA funds. These efforts ensure accountability and oversight while maximizing the impact of technology investments. The Enterprise Data Warehouse (EDW) initiative exemplifies this by centralizing data access for city departments, facilitating data-driven decision-making and operational efficiencies. With projects like the DoIT Associate Data Director’s focus on fire department operations and ongoing IT infrastructure upgrades, Detroit continues to position itself as a leader in municipal innovation and equitable digital access.

Project Sector: City Services/Technology

Investments and projects that help maintain the City of Detroit services which include, cybersecurity infrastructure, upgrading the City’s technology devices, improving internet access, and capital budget supplements along with covering operating costs.

Project Count	Total Programmed	Amount Obligated	Total Requisitions	Funds Remaining	Total Spend
11	\$38,288,981	\$34,218,852	\$4,547,995	(\$477,866)	\$19,000,762

Feet of fiber installed	% increase in network speeds across data centers	Number of times the Let’s Talk Data Stewardship monthly meetings have been attended by City employees
45,100	50%	638
DoIT Network Fiber Redundancy	DoIT Network Infrastructure Replacement	Enterprise Data Warehouse

Total dollars saved in capital expenses in outdated storage systems	Total dollars saved in scheduled capital expenses for server hardware	Total dollars saved in Annual Support Maintenance for data storage
\$364,230,518	\$32,000,000	\$16,700,000
DoIT Server, Storage, and Backup System Replacement		

Project .. City Services/Technology

Key Takeaways:

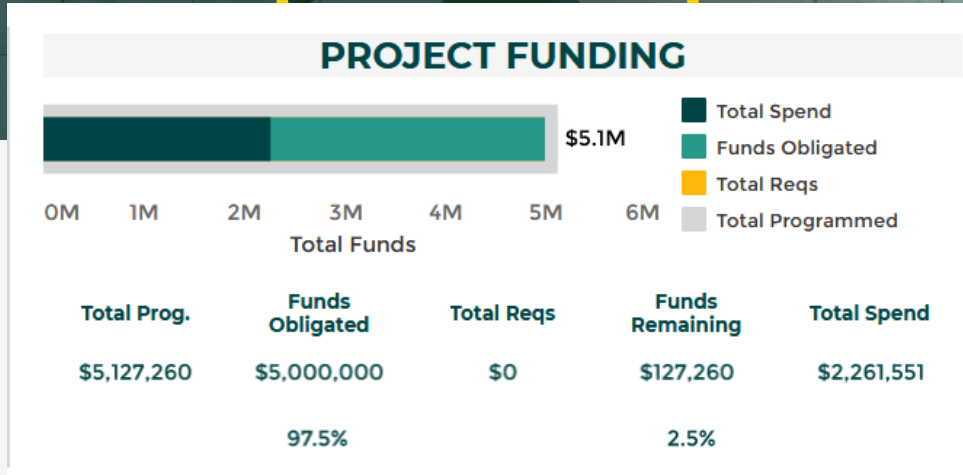
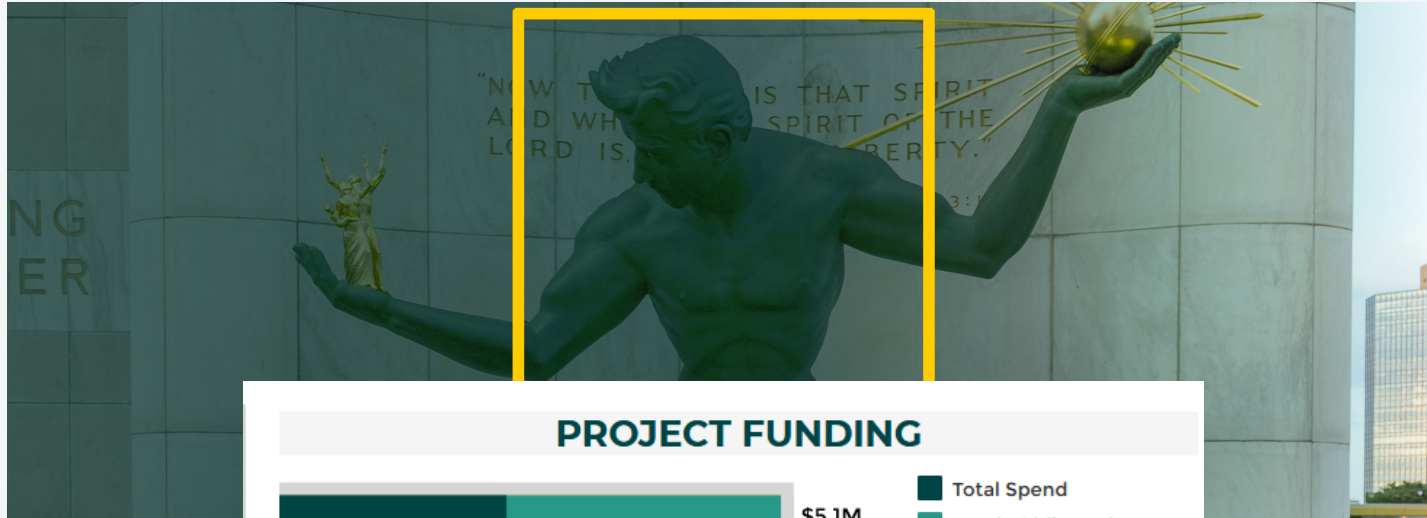
- Investment in Technological Infrastructure: Detroit is enhancing its technological infrastructure through initiatives like the DoIT PC Refresh Project and Data Center Upgrades, improving operational efficiency in public safety and central city services.
- Focus on Digital Equity and Inclusion: Initiatives such as Digital Equity Coordination and Connect 313 Digital Inclusion Data Operation underscore Detroit’s commitment to digital equity, promoting transparency and empowering communities through open data initiatives.
- Effective Project Management: Completed projects like DoIT ARPA Project Oversight demonstrate Detroit’s strong project management and accountability, ensuring efficient use of funds and alignment with community priorities.

City of Detroit Demographic Data Portal

Project ID: 15.3.045
AUL Date: 02/01/22
EC#: 2.37

Project Description:

The goals of the City of Detroit Demographic Data Portal may be grouped into two broad categories: establishing a Data Trust to track digital inclusion efforts and transforming Detroit's Open Data Portal (ODP) into a digital empowerment hub. The purview of the Open Data Team, and this qualitative metric submission, is the second group of goals. However, the combined end product of both groups will be an accessible public interface where anyone with access to a laptop, tablet, cellphone, or similar device and the internet may view timely data on the state of digital inclusion in Detroit.



Featured Project Metrics

Long Term Goals:

- Establish and operate a data tech stack and data trust.
- Establish an Open Data Team within the City of Detroit's Department of Innovation and Technology.
- Greater clarity on unique, neighborhood level challenges to bridging the digital divide through surveying and data collection.

Outcomes:

- Fully staff the data tech stack and purchase datasets, software, and hardware.
- Create a Digital Inclusion Portal for Public Use
- Create a governing structure to protect personally identifiable information in Second-, Third-, and Fourth-Party Datasets and approve release of data/apps to the Digital Inclusion Portal.

Outputs:

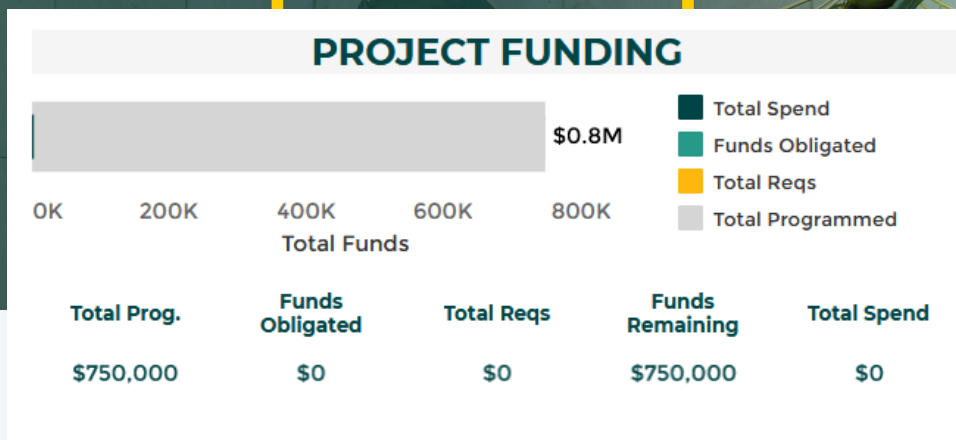
- Number of User Feedback Responses Resolved: **226 responses**
- Number of User Feedback Responses Submitted: **233 responses**
- Number of Community Group Meetings and Events Attended: **50 events**

Motor City Tech Bar

Project ID: 14.3.103
AUL Date: 08/09/22
EC#: 2.04

Project Description:

In the Digital Equity Coordination and Technical Support project, The City of Detroit Office of Digital Equity & Inclusion is focused on providing demographic data that can drive decision making citywide to bridge the digital divide. Using these data points to measure the impact as well as the needs in the community ensuring digital equity resources are being placed where they are most needed. This project will provide local community outreach organizations, nonprofits, to fortune 100 companies interested in investing in the City of Detroit, with demographic data for the population we serve. Participants will have access to data identifying populations in need of devices, IT certification training to IT workforce internships to job placement. We understand measuring ROI and impact on the community we serve is the first step to closing the digital equality gap. Our goal is to ensure all data shared is securely managed in alignment with local and national data laws and requirements. That is why the Office of Digital Equity & Inclusion has partnered with Data Drive Detroit (D3). Through this partnership we will collect data from grassroots, local and national organizations. Collecting demographic accurately representing the various demographic groups residing in the City of Detroit.



Featured Project Metrics

Long Term Goals:

- Provide reliable technical support to Detroit residents for troubleshooting device technical issues and accessing online content
- Create a single contact point for Detroit residents to access, and become connected to, digital assets and resources locally and online.
- Train workforce equipped to compete in the global economy and access employment opportunities in the growing field of information Technology (IT)

Outcomes:

- Successful deployment of the Technical Support Program
- Successful deployment of Mobile Digital Equity Units

Outputs:

- Number of Technical Support tickets created and resolved: **Coming soon**
- Number of Detroit residents connected to free or low-cost internet plans through the Digital Equity Call Center: **Coming soon**
- Number- of residents connected with digital skills training: **Coming soon**

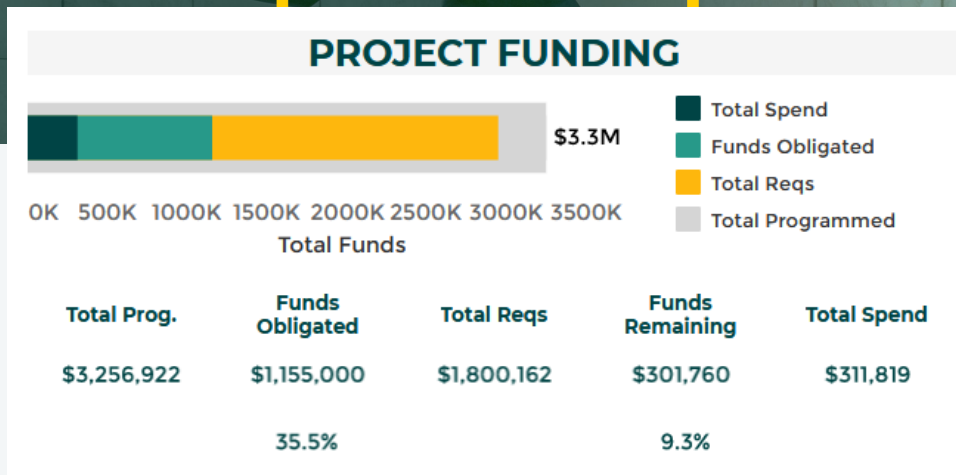
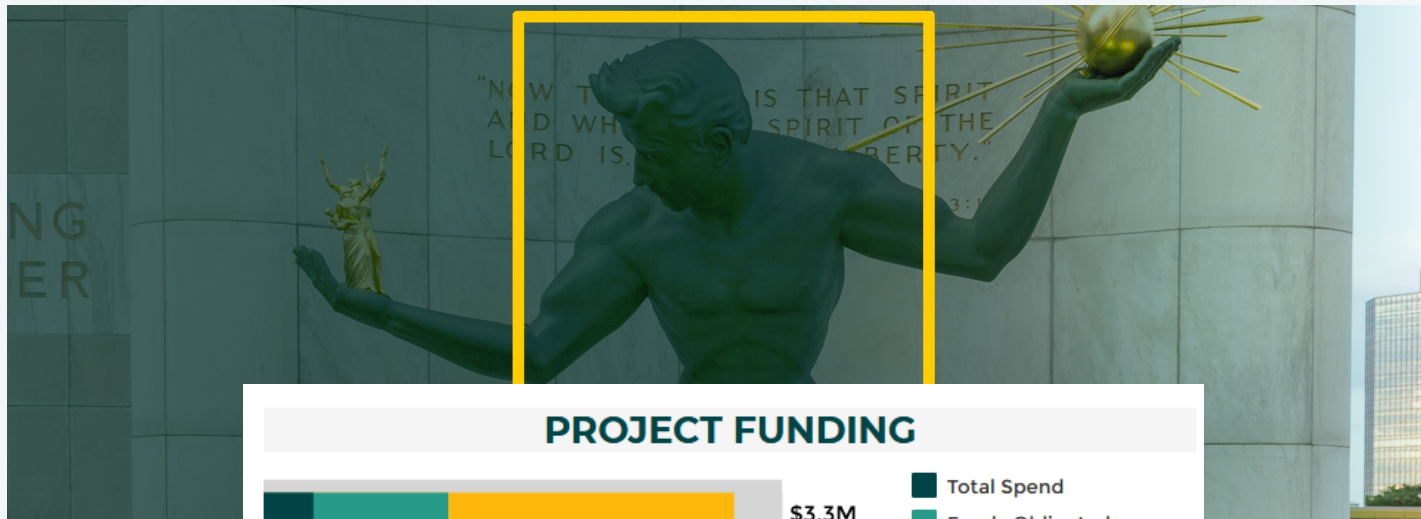


DoIT Data Center Upgrades Project

Project ID: 02.1.086
AUL Date: 03/28/22
EC#: 6.01

Project Description:

The Data Center Upgrades project is focused on enhancing the resiliency of the mission-critical City of Detroit data centers. This is being done through a targeted mitigation of risks that are associated with aging and limitations of the equipment and infrastructure that currently exists.



Featured Project Metrics

Long Term Goals:

- Increased data center resilience by reducing risk factors associated with aging and limited existing equipment / infrastructure
- Increased IT infrastructure efficiency
- Improved/integrated strategic decision-making related to cooling design

Outcomes:

- Reduction in the number of risks related to power and cooling
- Reduction of energy consumption of the data center
- Integration of professional recommendations into data center designs in timely manner

Outputs:

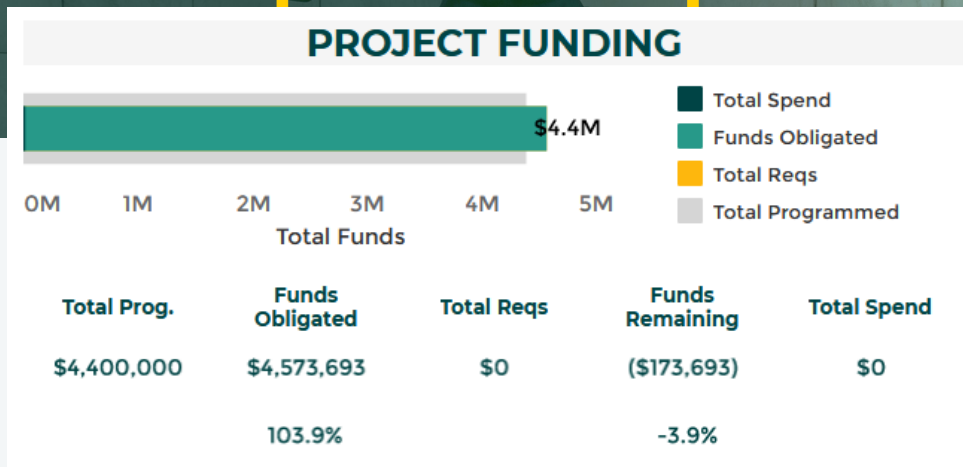
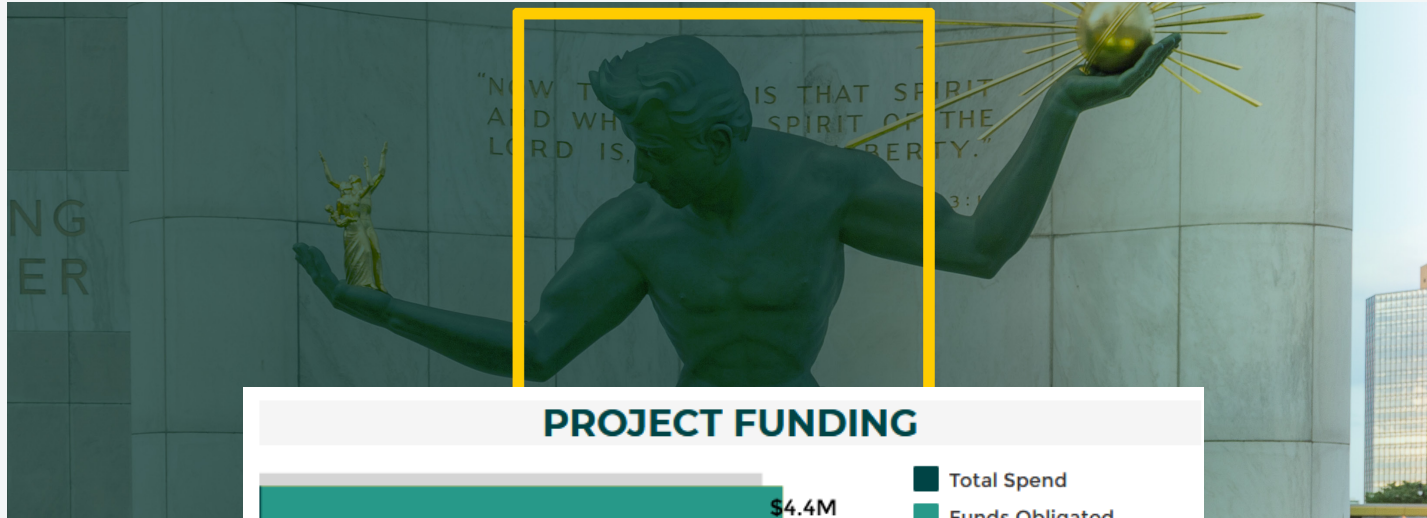
- Calculated decrease in kWh usage of data center (if data is available): **Coming soon**
- Number of vulnerabilities resolved related to power and cooling within the data centers: **Coming soon**

DoIT Network Fiber Redundancy

Project ID: 02.1.109
AUL Date: 06/29/22
EC#: 6.01

Project Description:

The purpose of the DoIT Network Fiber Redundancy Project is to install additional fiber networks that are connecting key City of Detroit facilities, thereby increasing network speeds, reducing failure risks and increasing compliance with State and Federal Criminal Justice Information Services requirements for network security. This project also contains backup generators for 10 radio towers and the head of the radio system, increasing redundancy of their operations as well.



Featured Project Metrics

Long Term Goals:

- Successful installation and integration of additional fiber network capacity
- Reduce likelihood of catastrophic failure of network
- Efficient operations and improved service to residents / community members

Outcomes:

- Increase redundancy between two core data centers by eliminating the ability of a single fiber cut to disrupt the connection between data centers
- Reduce network connectivity expenses for city
- Increase network speeds

Outputs:

- Percent of progress toward tenfold increase in network speeds between data centers: **Coming soon**
- Feet of pull string installed: **451 ft**
- Feet of fiber installed: **451 ft**

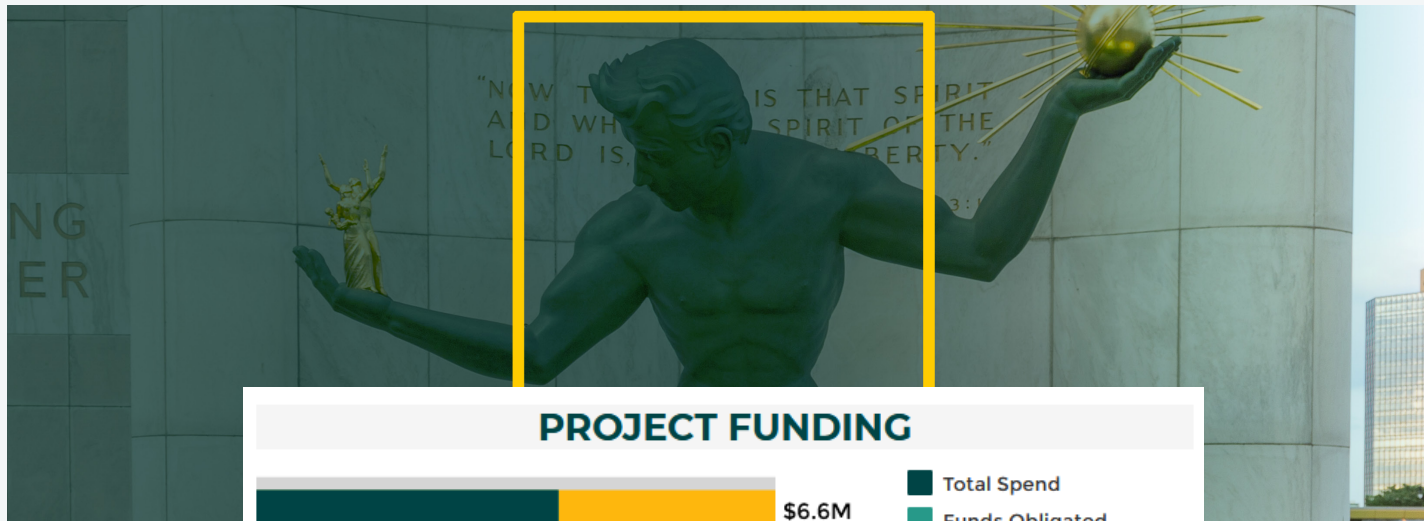


DoIT Network Infrastructure Replacement

Project ID: 02.1.085
 AUL Date: 02/08/22
 EC#: 6.01

Project Description:

Successfully increases fiber network capacity and redundancy between two core data centers, eliminating the risk of a single fiber cut disrupting connections, thereby reducing catastrophic network failures and improving efficient operations and service to residents.



PROJECT FUNDING									
				\$6.6M					
0M	1M	2M	3M	4M	5M	6M	7M		
Total Funds									
Total Prog.		Funds Obligated		Total Reqs		Funds Remaining		Total Spend	
\$6,567,905		\$3,820,072		\$2,747,833		\$0		\$3,817,397	
		58.2%				0.0%			

Featured Project Metrics

Long Term Goals:

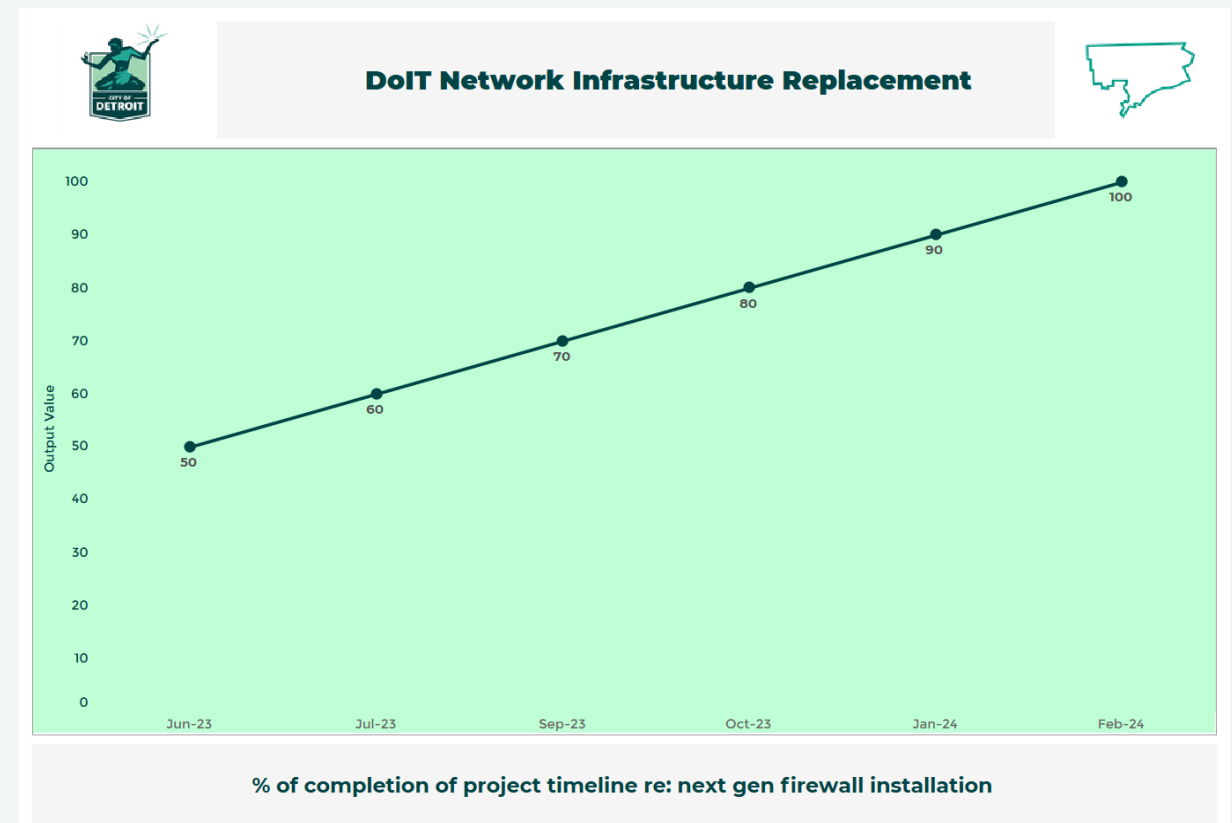
- Improve IT network security and resilience and mitigate future network outages with proactive infrastructure replacement

Outcomes:

- Decrease number of devices outside of support timeframe, which will decrease in likelihood of device downtime
- Increased cybersecurity from removal of outdated/obsolete technology
- Increased wireless coverage at City of Detroit facilities

Outputs:

- % increase in network speeds across data centers: **50%**
- % increase in wireless coverage at City of Detroit facilities (increase in number of access points comparison "current vs future): **75%**
- % completion project timeline to install network hardware: **100%**

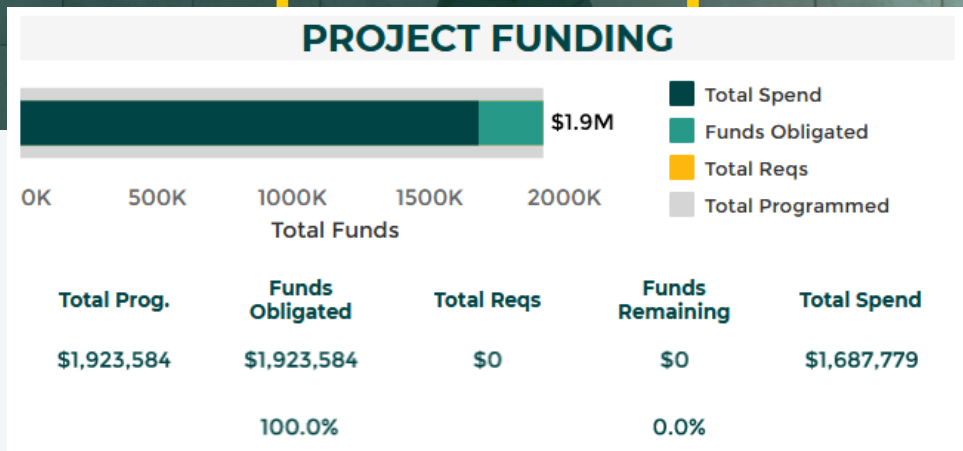
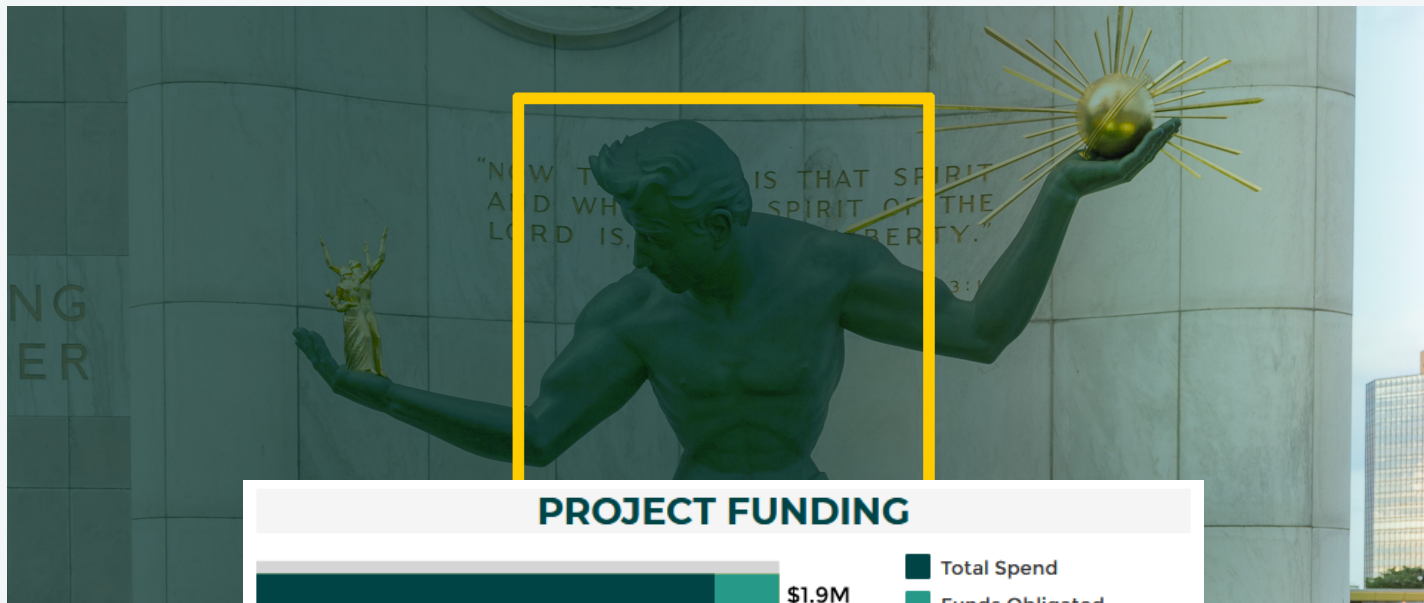


DoIT PC Refresh Project

Project ID: 02.1.095
 AUL Date: 03/28/22
 EC#: 6.01

Project Description:

The DoIT PC Refresh Project is refreshing aging equipment for the city of Detroit. The project provides mitigation to elimination of costly fees associated with outdated software installations, licensing, and out of warranty equipment repair/replacement.



Featured Project Metrics

Long Term Goals:

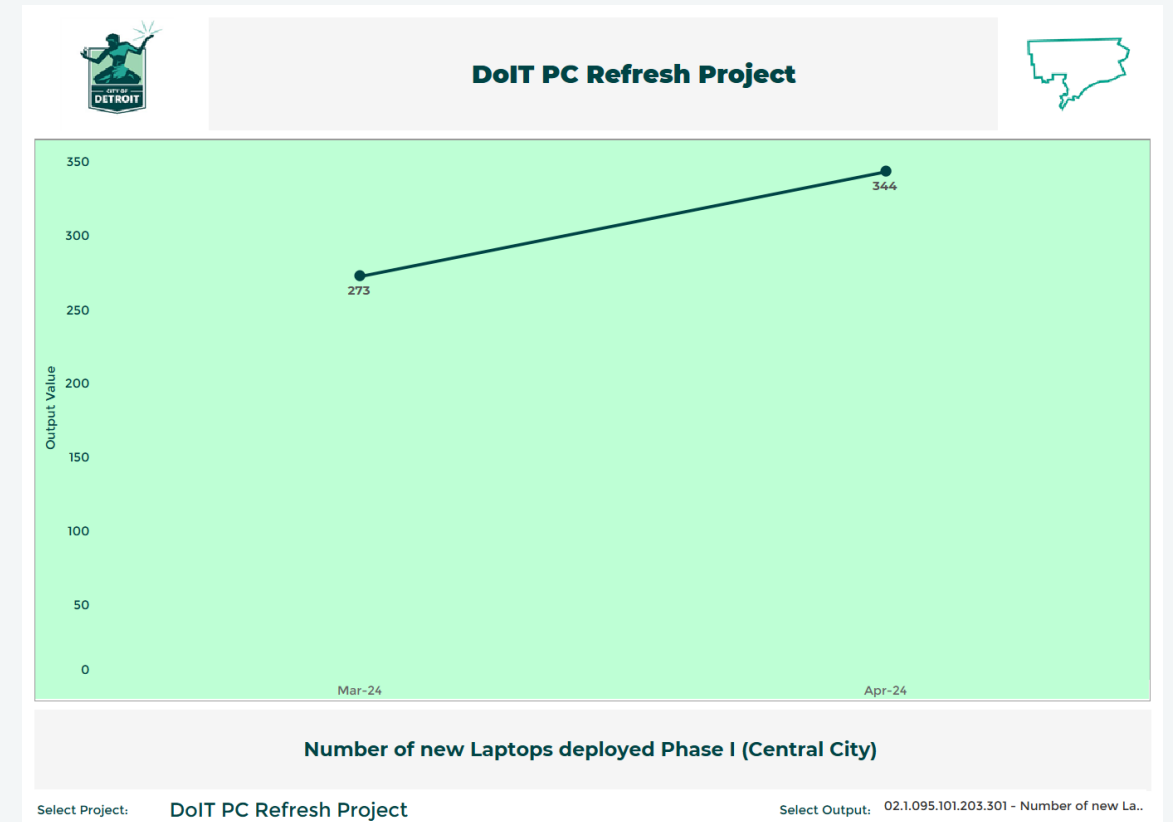
- Continued investment in City IT devices to ensure they are secure and reliable to maximize employee productivity

Outcomes:

- Reduction of outdated technology
- Increased cybersecurity from removal of outdated technology and technology that cannot be updated
- Lower Microsoft support costs

Outputs:

- Number of new Laptops deployed Phase II (Central City): **21**
- Number of new Laptops deployed Phase I (Central City): **344**
- Reduction in # of unpatchable old workstations remaining (Windows 7, Windows 10 below version 1709, and over 4 years old, Central City): **57**

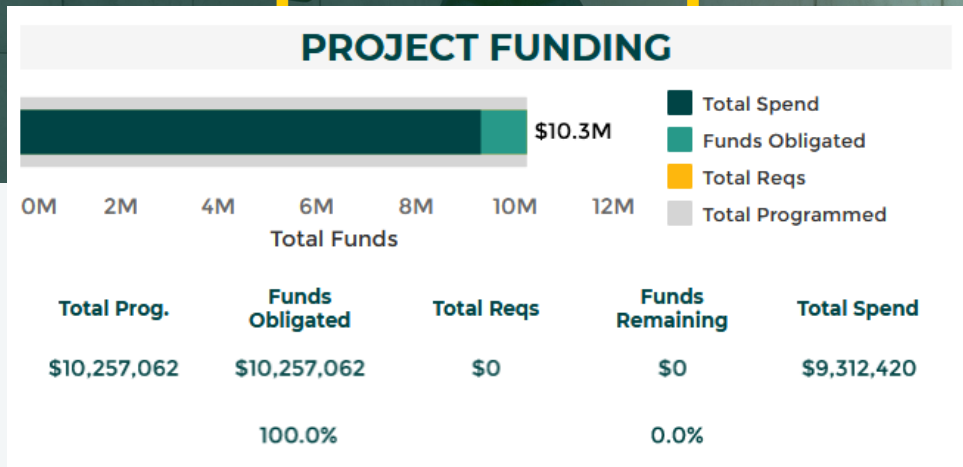
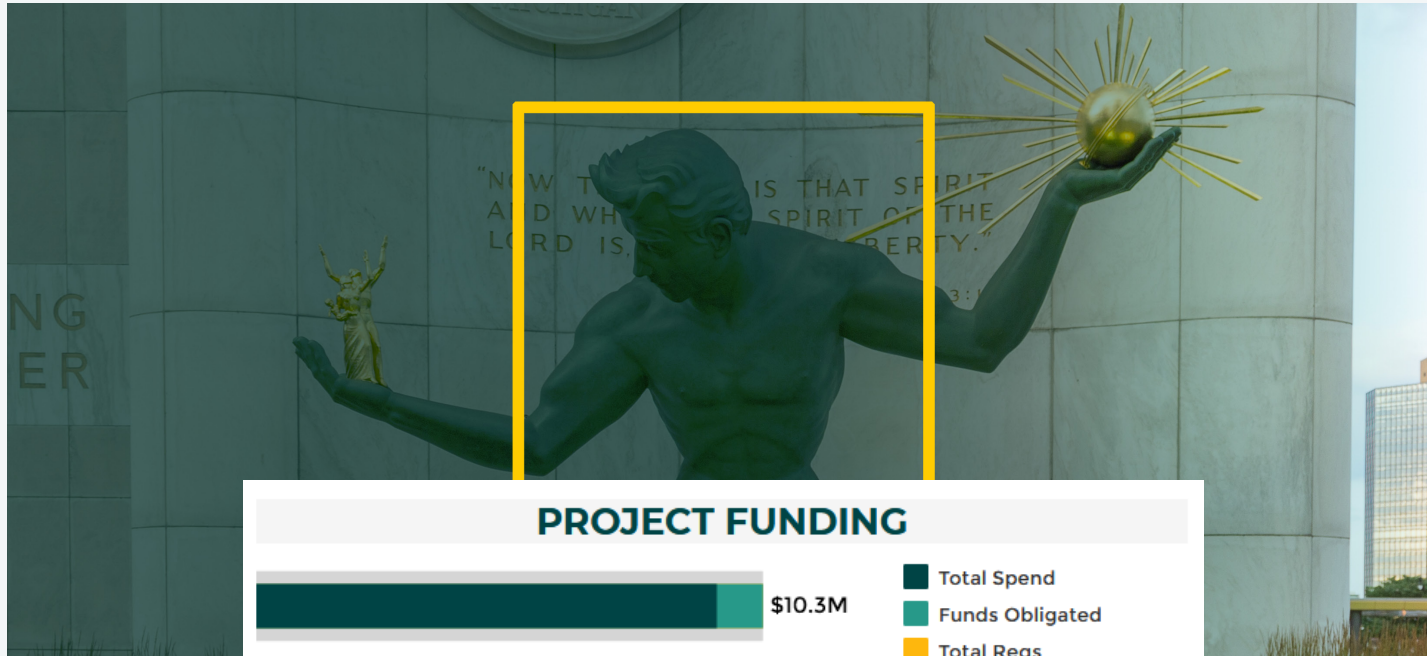


DoIT Server, Storage, and Backup System Replacement

Project ID: 02.1.094
AUL Date: 03/08/22
EC#: 6.01

Project Description:

The DoIT Network Infrastructure Replacement project will replace ageing infrastructure with modern hardware by replacing operating expenses with a onetime capital purchase. Digital infrastructure just like physical infrastructure is a foundation of City services, applications, and operations. This project will refresh our digital hardware to replace old devices reaching their end of life.



Featured Project Metrics

Long Term Goals:

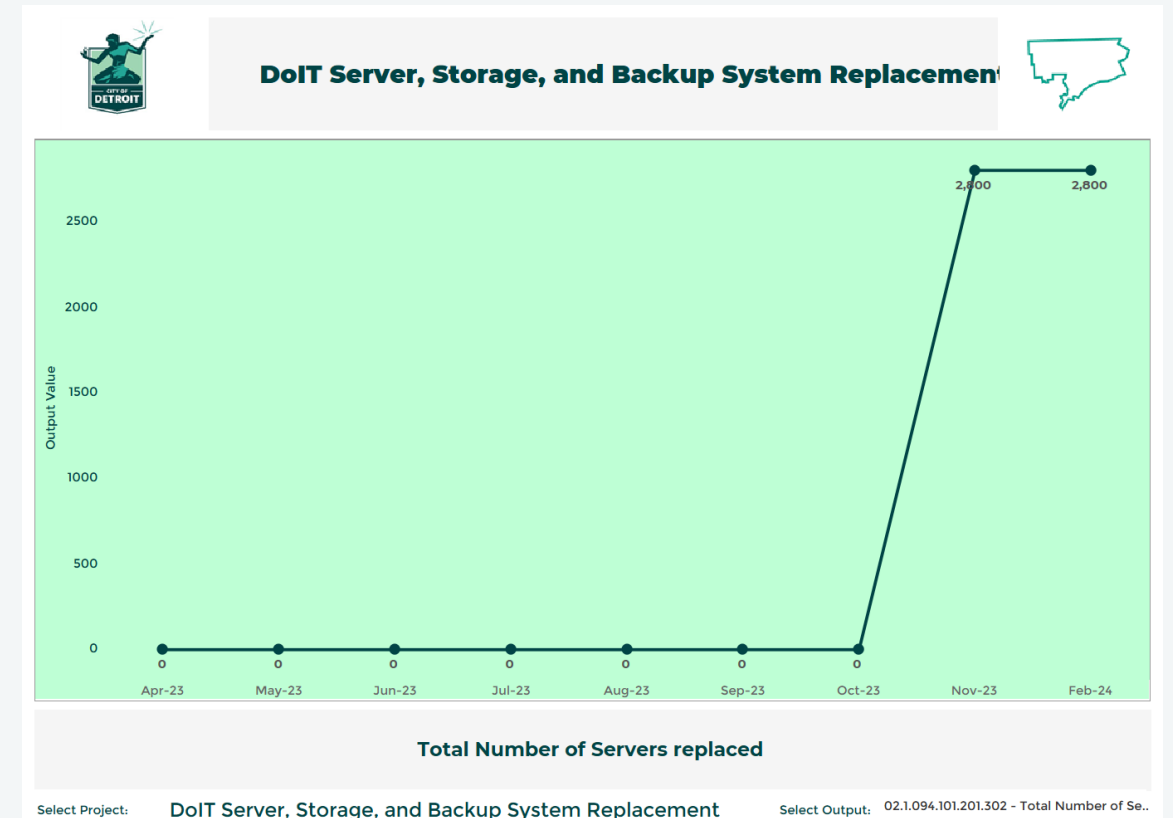
- Replace outdated server and storage hardware to improve IT server reliability and security, improve the ability of the City to restore and backup critical City of Detroit data and increase DoIT staff efficiency

Outcomes:

- Reduce negative productivity impacts and increase cybersecurity on critical systems that are on aging and/or outdated hardware
- Enable automation of backup system
- Consolidation of Public safety data back-up equipment, leading to better use of IT infrastructure

Outputs:

- Total dollars saved in scheduled capital expenses for server hardware: **\$32,000,000**
- Total dollars saved in capital expenses in outdated storage systems: **\$364,230,518**
- Total Number of Servers replaced: **2,800 servers**

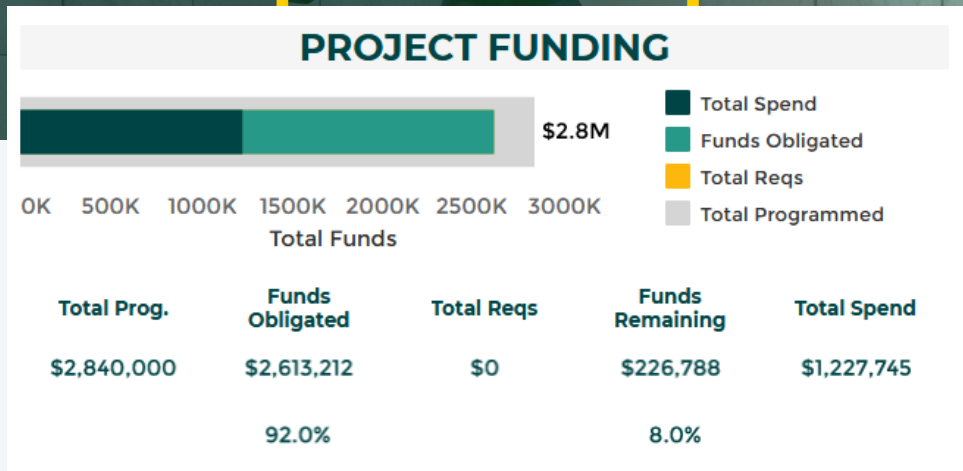
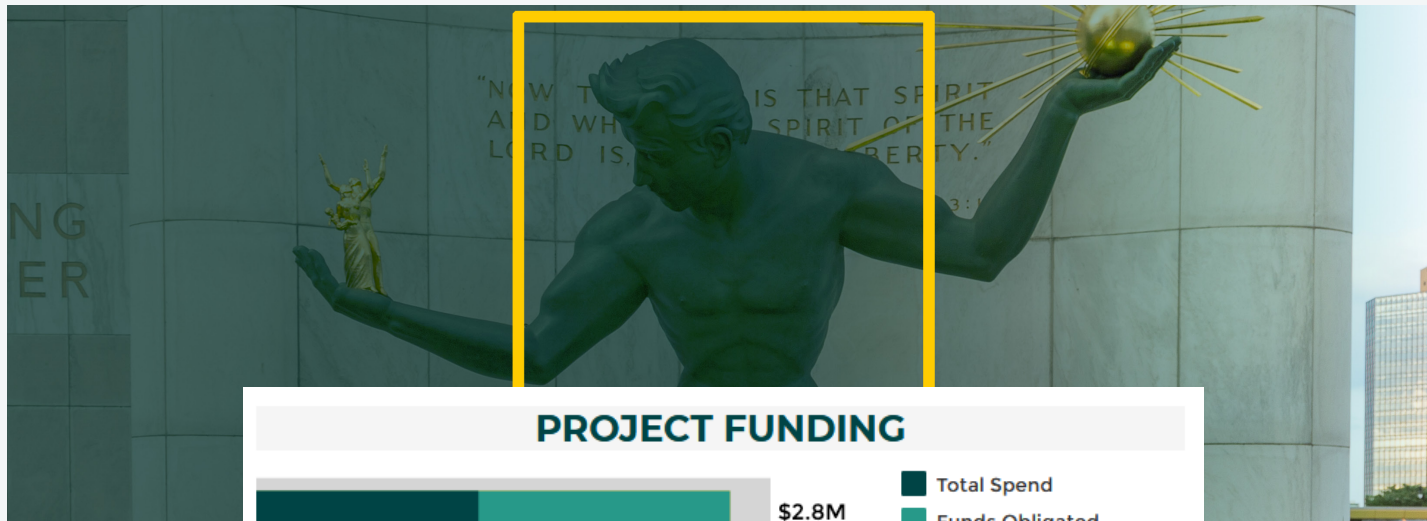


Enterprise Data Warehouse

Project ID: 02.1.037
 AUL Date: 01/10/22
 EC#: 6.01

Project Description:

In the Enterprise Data Warehouse project, The City of Detroit plans to allocate funds from the ARPA budget to establish a citywide data warehouse as part of the City Services & Infrastructure initiative. A data warehouse serves as a centralized platform for storing and managing multiple datasets in a standardized format, facilitating manageable querying and analysis. The initiative seeks to address complex local challenges such as climate change, intergenerational poverty, and equitable development. Integrated cross-functional data will enable the development of analytical tools for strategic planning, ensuring robust, efficient, and equitable service delivery.



Featured Project Metrics

Long Term Goals:

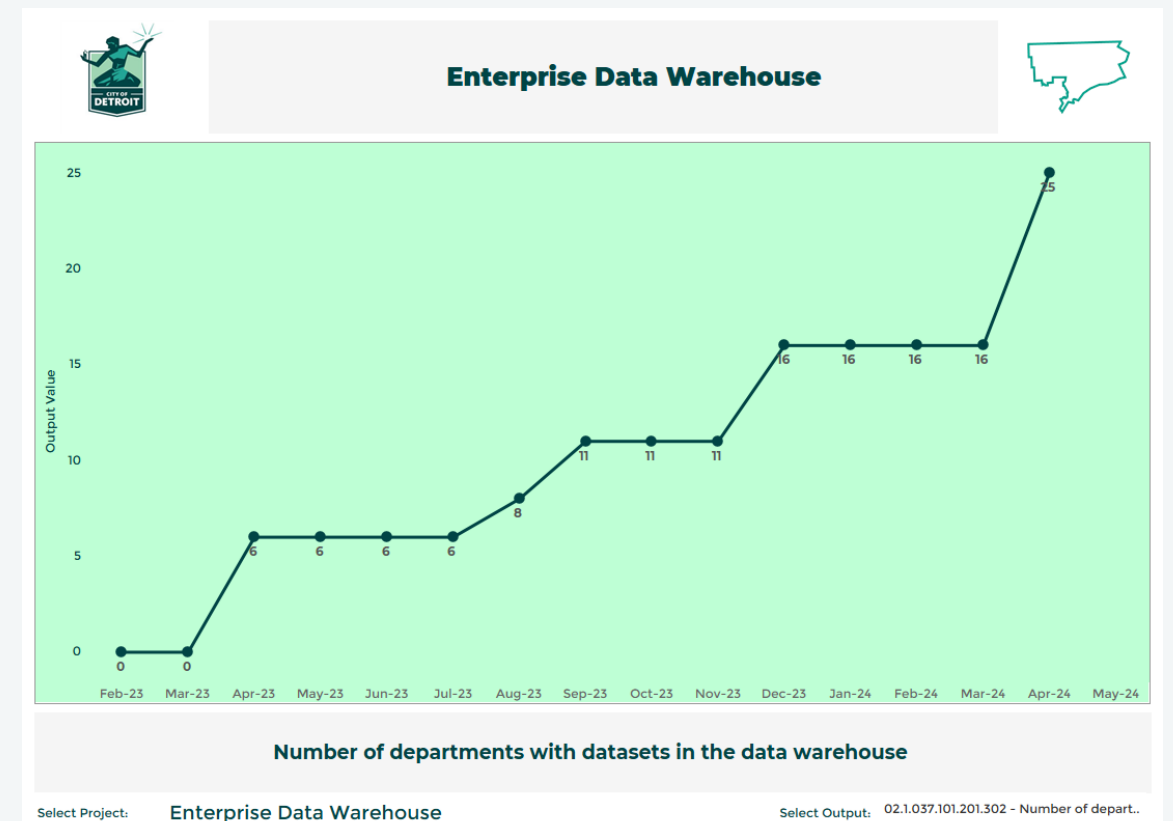
- Enterprise-wide data warehouse that centralizes and standardizes a majority of the City's data, increasing the City's analytics capability and ability to make strategic and informed decisions that improve service delivery, efficiency, resiliency, and equity.

Outcomes:

- Increase Data Coverage
- Increase Metadata Coverage
- Increase Departmental User Engagement

Outputs:

- Number of times the Let's Talk Data Stewardship monthly meetings have been attended by City employees. (The attendance tally accounts for every instance of participation, irrespective of repeat attendees): **638**
- Number of Data Governance Working Group meetings held: **10**
- Number of datasets in warehouse ready for departmental use: **131**



Select Project: Enterprise Data Warehouse

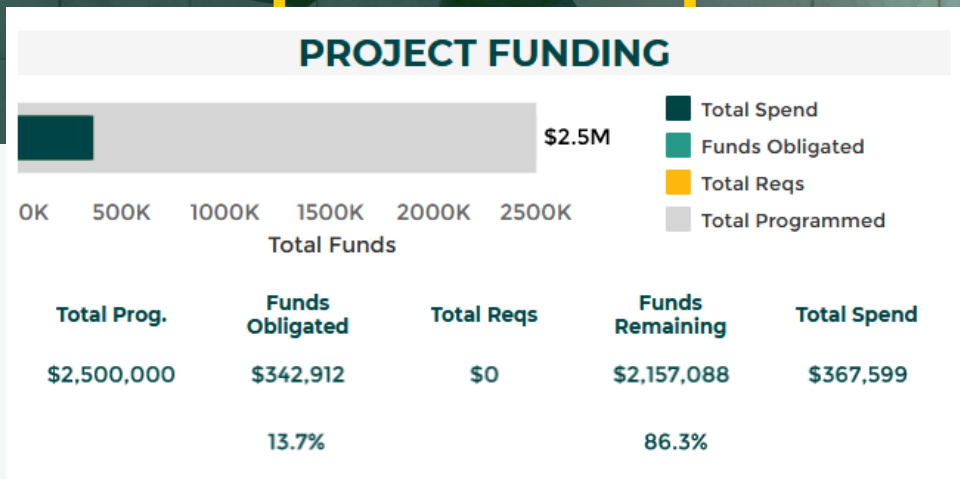
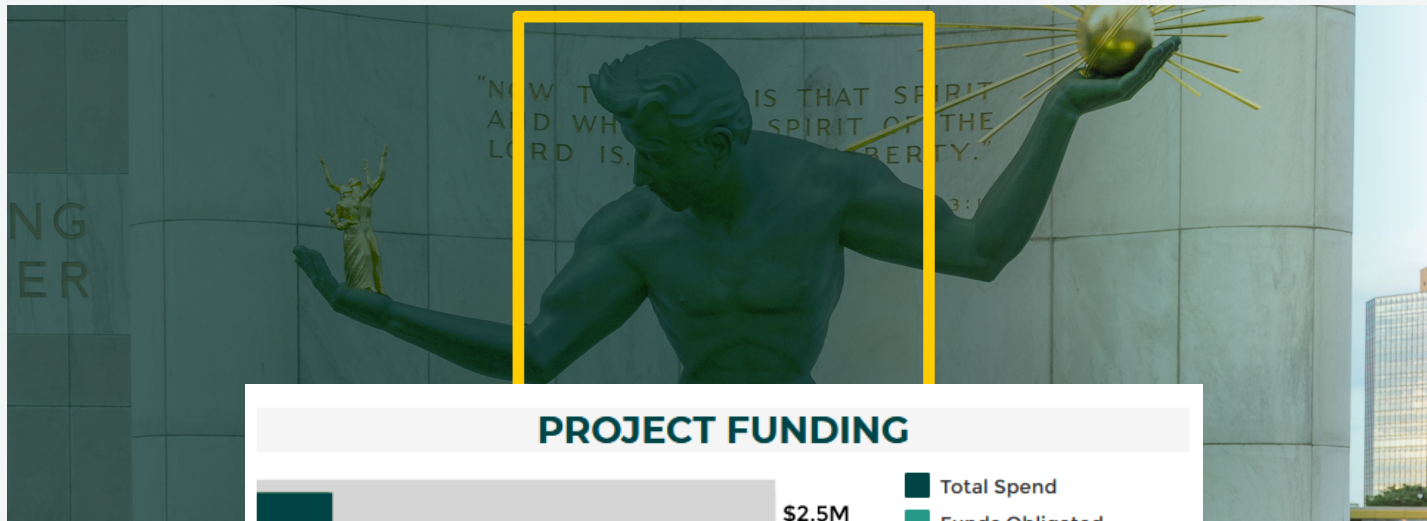
Select Output: 02.1.037.101.201.302 - Number of depart..

Incentives Portal Program

Project ID: 02.1.026
 AUL Date: 12/29/21
 EC#: 6.01

Project Description:

Introduces a unified submission portal and data repository to streamline and improve the management of City-allocated subsidies and incentive programs for commercial real estate and multi-family developments.



Featured Project Metrics

Long Term Goals:

- Provide an outdoor event venue available to residents of all of Detroit's Neighborhoods, expanding equitable access to artistic, wellness, and community programming that will strengthen community relationships.

Outcomes:

- Completion of construction scope for restoration and relocation of the Bandshell and surrounding amenities, restoring an historic Detroit landmark as a public venue.
- Increased neighborhood vibrancy through improved recreational amenities and strengthened access for new public services and partnerships for the community.

Outputs:

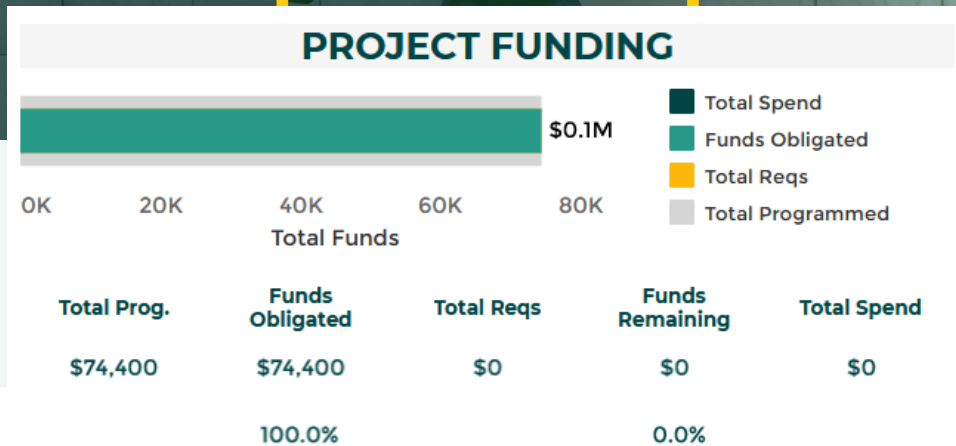
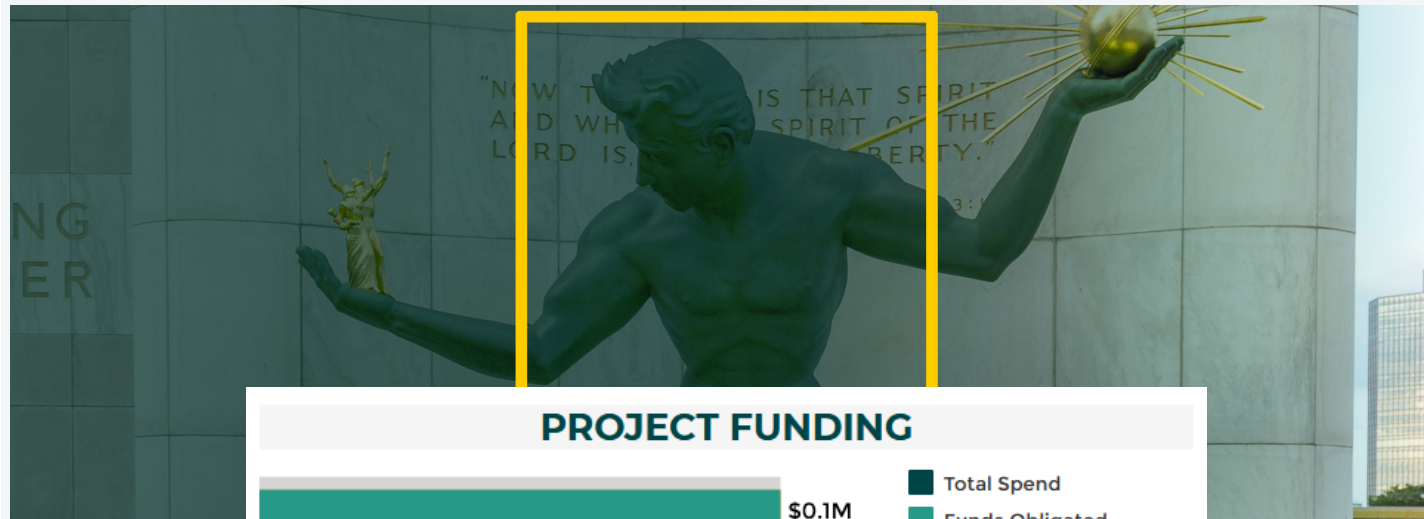
- Output data coming soon

IT Consulting Services - Cross Departmental Analysis

Project ID: 02.1.036
 AUL Date: 10/29/21
 EC#: 7.01

Project Description:

IT Consulting Services project aims to analyze the technology and software needs within city departments, determine shared needs across departments, and identify enterprise-wide software solutions to address cross-departmental technology and software needs



Featured Project Metrics

Long Term Goals:

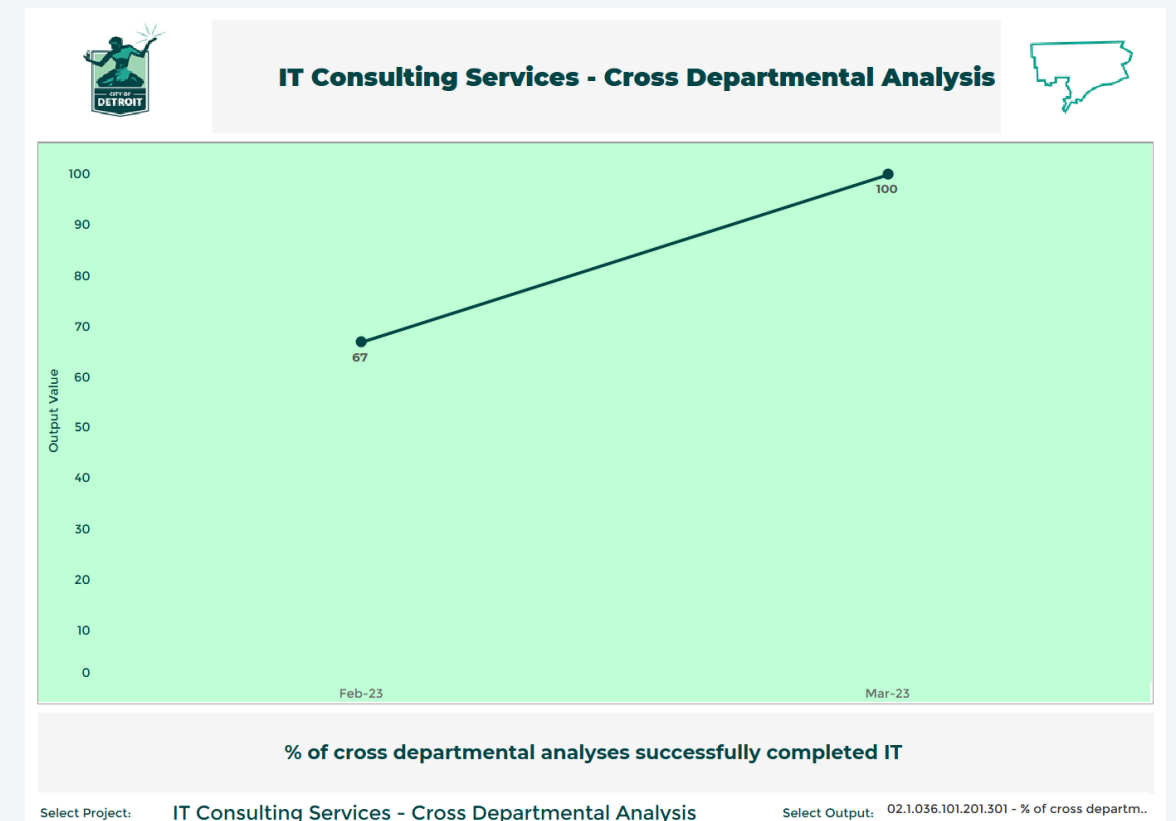
- Implement technology and software solutions the City is managing and maintaining via implementation of cross-departmental solutions, consolidating solutions and reducing redundancy in processes

Outcomes:

- Expand the capacity of existing DoIT PMO staff, providing process analysis, opportunity identification, and project management services to departments with limited knowledge and experience with technology solution implementation

Outputs:

- % of cross departmental analyses successfully completed IT: **100**

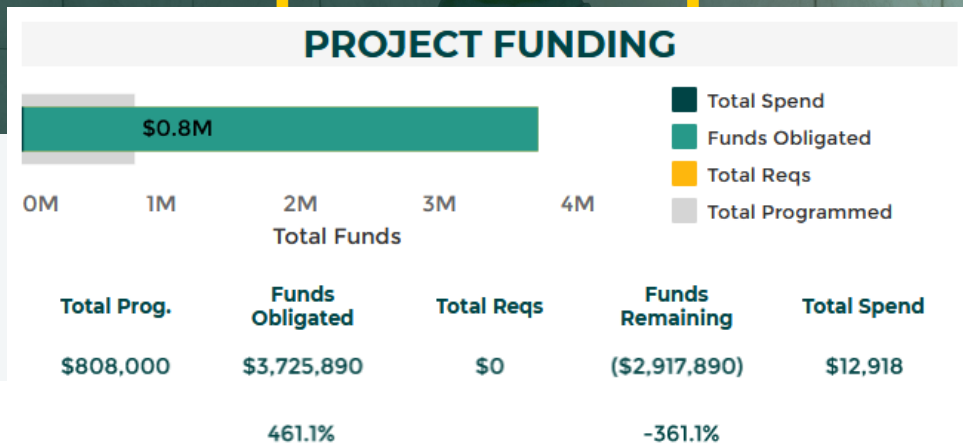
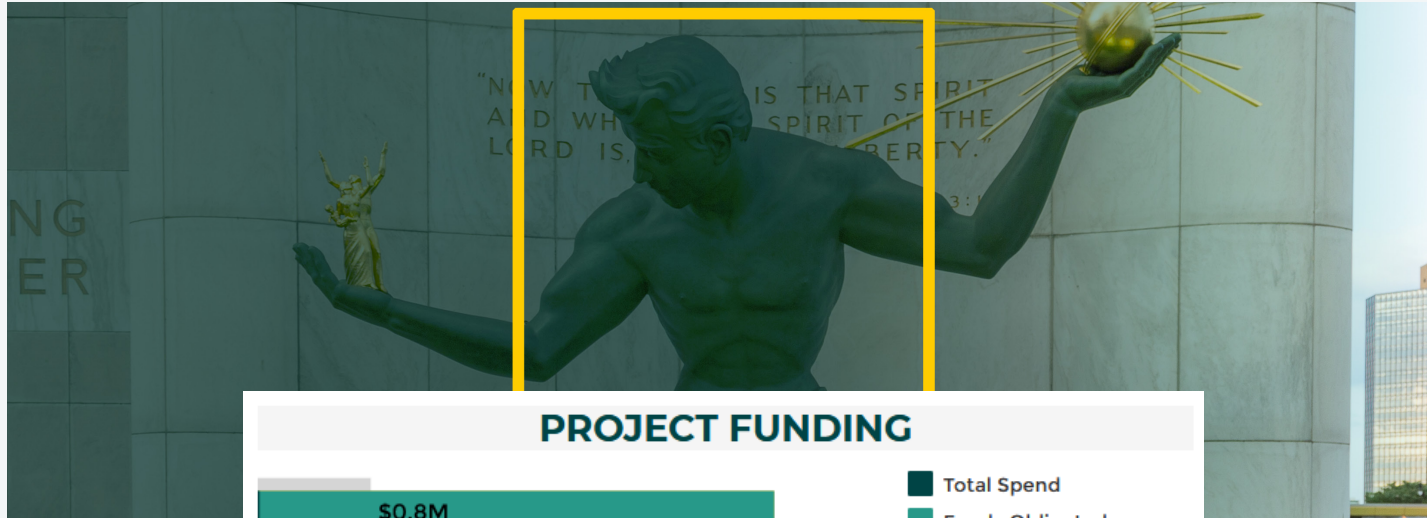


IT Consulting Services - Requirements Gathering, RFP Development, & Optional Implementation

Project ID: 02.1.126
 AUL Date: 07/06/22
 EC#: 6

Project Description:

The IT Consulting Services - Requirements Gathering, RFP Development, and Optional Implementation project engaged numerous departments in identifying technical and functional requirements for several technology projects. This resulted in development and implementation recommendations for the Enterprise Data Warehouse, and RFP development for the Incentives Portal Project and the Enterprise Constituent Relationship Management project.



Featured Project Metrics

Long Term Goals:

- Implement technology and software solutions the City is managing and maintaining via implementation of cross-departmental solutions, consolidating solutions and reducing redundancy in processes

Outcomes:

- Expand the capacity of existing DoIT PMO staff, providing process analysis, opportunity identification, and project management services to departments with limited knowledge and experience with technology solution implementation

Outputs:

- Output data coming soon



Housing

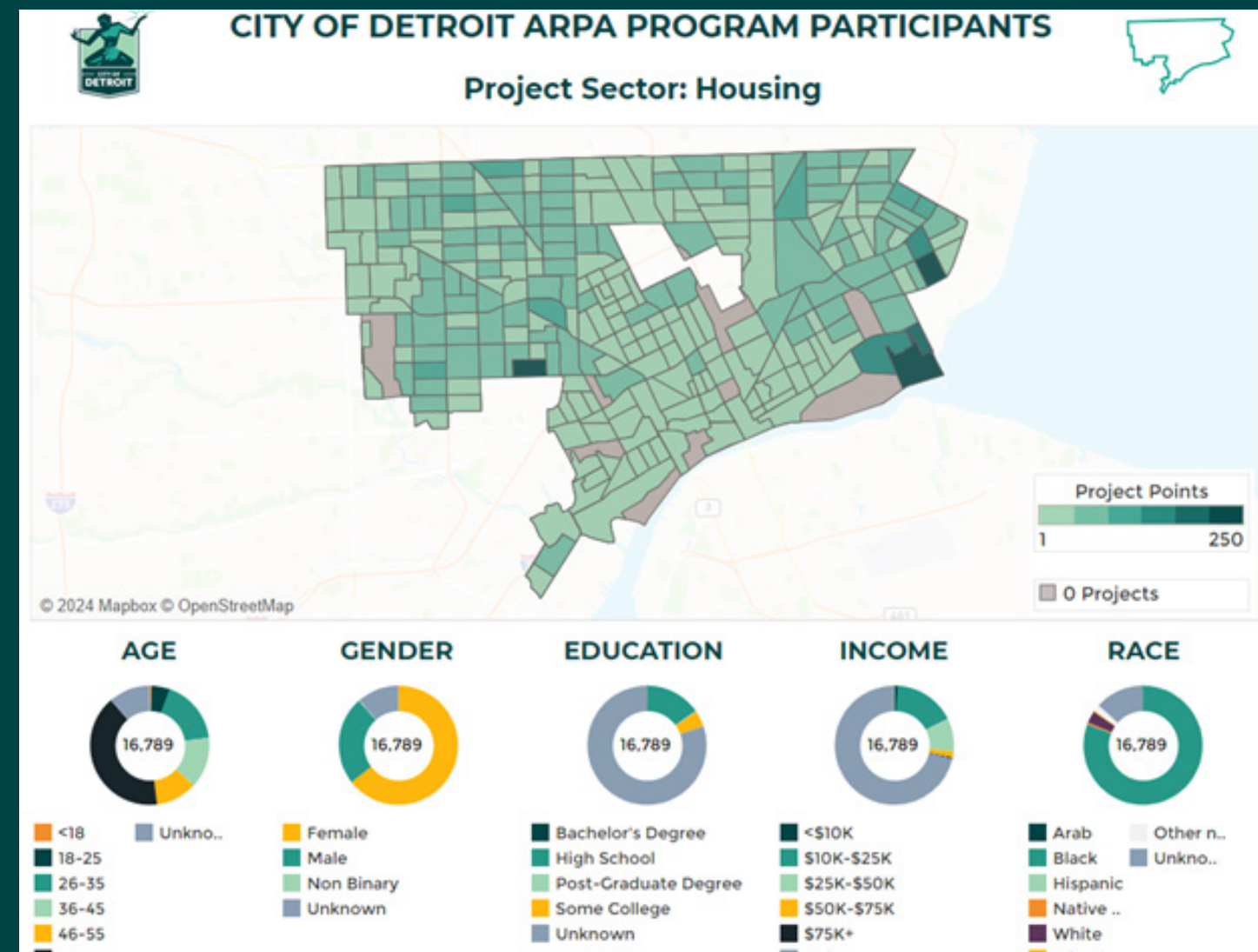
43 Projects

The Housing Portfolio is comprised of projects that address the housing crisis in Detroit including initiatives focused on affordable housing provision, foreclosure and homelessness prevention, home repairs, homeownership-based initiatives such as down payment assistance, and a variety of housing-related supportive services.

Detroit faces unique challenges in its housing sector, characterized by widespread abandonment, housing vacancies, and blight. As of January 2024, Detroit’s Landbank Authority had an inventory of 70,198 vacant properties, including 62,501 vacant lots and 7,697 structures (7,052 residential).²⁸ This situation is a result of multiple factors, including the largest municipal bankruptcy in U.S. history and the severe impact of the 2008 financial crisis on Detroit residents. Consequently, while the demand for housing has increased, the city’s ability to supply new constructions and maintain existing properties has lagged behind.

Much of the new quality housing stock in Detroit comes from privately financed luxury developments. These new units are often cost-prohibitive for many Detroit residents. This has led to many Detroit residents living in precarious housing situations, including homelessness. For instance, a one-night count on January 25, 2023, recorded 1,280 people in shelters across Detroit, Hamtramck, and Highland Park.²⁹ Any approach that the City of Detroit takes to address the housing sector through its ARPA-SLFRF funds must take all these resident housing conditions into consideration. To this end, the City established 43 programs across its Housing Portfolio that could meet these conditions head on.

Total Programmed: \$166,115,951



Key Takeaways:

- Progress and Commitment to Affordable Housing: Detroit is advancing its affordable housing project, with multiple developments like Meyers Senior and 60 Harper Apartments successfully completing financial closing and moving into construction. These developments aim to provide low-income housing for Detroit residents.
- Expansion and Impact of Detroit Housing Services: Since its launch, the Detroit Housing Services office has relocated over 2,200 residents and handled 127,000 calls. It plans to expand its efforts into the emergency shelter system to further address homelessness and housing stability.
- Innovative Housing Programs and Investment: Programs like the Landlord Repair Program and Detroit Duplex Repair Program focus on creating affordable middle housing with a strong return on investment, demonstrating Detroit’s strategic approach to maximizing public funds for housing development.

Housing

43 Projects

Total Programmed: \$166,115,951

Project Sector: Housing					
Addresses the housing crisis in Detroit including initiatives focused on affordable housing provision, foreclosure and homelessness prevention outreach and homeownership initiatives, credit repair and restoration initiatives, down payment assistance, and Veterans' housing programs, including home repairs.					
Project Count	Total Programmed	Amount Obligated	Total Requisitions	Funds Remaining	Total Spend
43	\$166,115,951	\$144,549,579	\$40,591,011	(\$19,024,639)	\$66,090,967
Number of program/service enrollments for applicable housing supports	Number of Roof Repairs Completed	Number of affordable housing units preserved as affordable within the City	Affordable Housing Units Constructed (80% AMI or less)		
7,596	830	10,116	49		
Housing Resource Navigation	Renew Detroit	Scatter Site Homeownership & Preservation	Aggregate Metric		
Number of installations completed	Number of residents placed in permanent housing	Number of Residents stabilized with temporary housing	Number of Inquiries		
278	2,791	2,165	3,644		
Basement Backup Protection Program	Detroit Housing Services				
Project .. Housing					

AFFORDABLE HOUSING		
49	\$70,026,898	\$34,170,038
Number of affordable housing units completed (80% Area Median Income or less)	Non-ARPA dollars leveraged (private)	Non-ARPA dollars leveraged (public)
70	70	139
Number of units occupied at beginning of construction	Number of completed units occupied by original tenants	Number of Permanent Supportive Housing units

Project Insights:

The City of Detroit has numerous affordable housing projects underway, each at various stages of completion. In total seventeen projects such as the Meyers Senior, 60 Harper Apartments, Hubbard Farms Apartments, Veteran's Housing Progress and several developments at 7850 E. Jefferson have all successfully completed their financial closings, are currently under construction and have reached in progress status. Funds will be disbursed upon receipt of requests for eligible project costs. These projects are progressing towards the completion of affordable housing units aimed at providing much-needed low-income housing for city residents in need. The ongoing construction demonstrates the city's commitment to addressing housing affordability and increasing the availability of housing options for its residents.

The Detroit Housing Services (DHS) office, launched in November 2022, has made significant strides by relocating 2,249 residents and receiving 127,000 calls through the Detroit Housing Resource HelpLine since its public launch in May 2023 is soon to be completed. The office has expanded its service pipelines and formed additional partnerships to better target at-risk populations. The "No Wrong Door" policy, which aims to ensure that any resident receiving city services is surveyed for housing needs and referred to the HelpLine if necessary, is expected to lead to greater resource utilization and increased housing stability city-wide. In the coming months, DHS plans to expand its efforts into the emergency shelter system, applying successful homeless prevention strategies to assist currently homeless individuals in finding permanent housing.

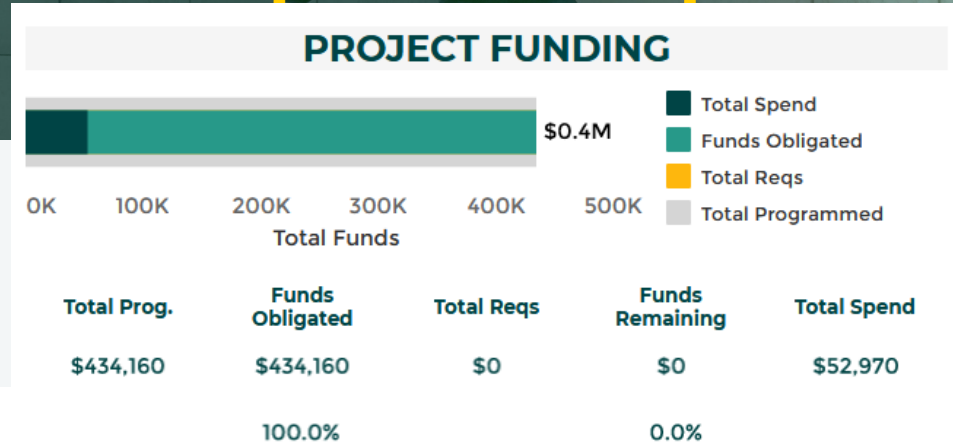
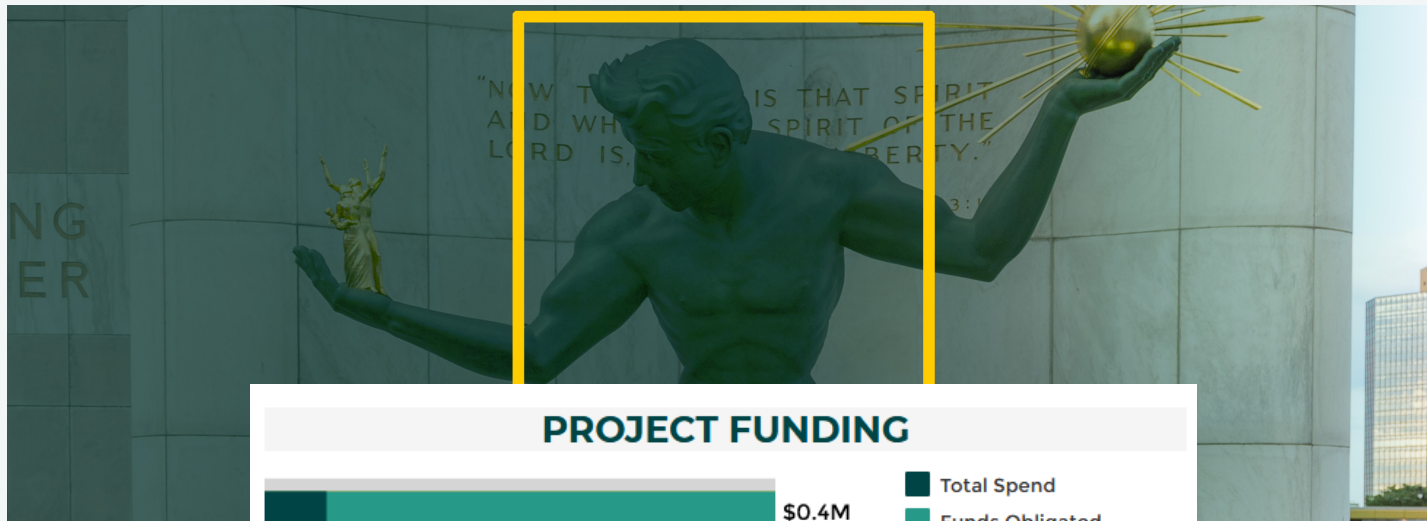
Other significant initiatives include the Landlord Repair Program, which focuses on middle housing that is more affordable compared to single-family homes and larger multifamily units has in progress status. The program includes the Detroit Landlord Training Program, which began in July 2023, and the Detroit Duplex Repair Program, which launched intake in November 2023 and is expected to begin projects in April 2024. The goal is to complete construction and achieve code compliance on 144 units of rental housing at or below 60% AMI, and to finish construction on 24 second-floor apartment units in Southwest Detroit at or below 80% AMI. These efforts aim to create affordable housing with a significant return on investment, making it a vital part of the city's housing strategy. Additionally, Renew Detroit is in progress status with success in effective onboarding and training of staff and contractors to align with their mission and standards. Their internally developed training sessions and workshops have fostered significant professional growth and development.

Affordable Housing - Administrative Support

Project ID: 02.3.190
 AUL Date: 09/08/23
 EC#: 2.15

Project Description:

Allocates ARPA funding through the Housing and Revitalization Department to support affordable housing development in Detroit, addressing construction cost increases and enhancing administrative capacity for project management, underwriting, and financial closings.



Featured Project Metrics

Long Term Goals:

- Coming soon

Outcomes:

- Coming soon

Outputs:

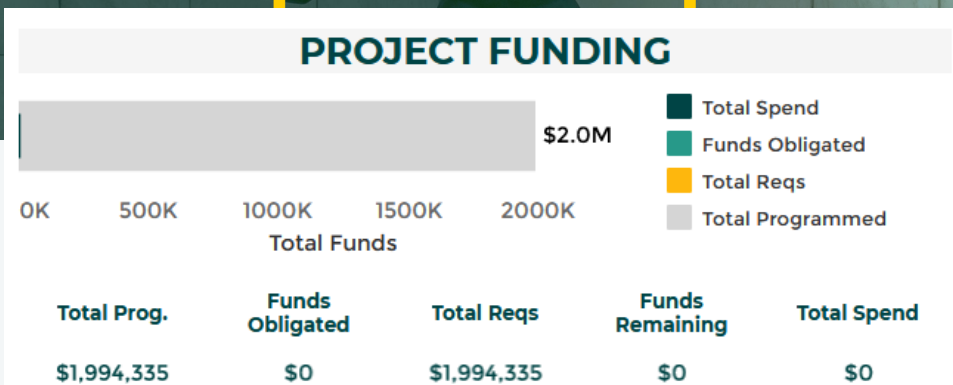
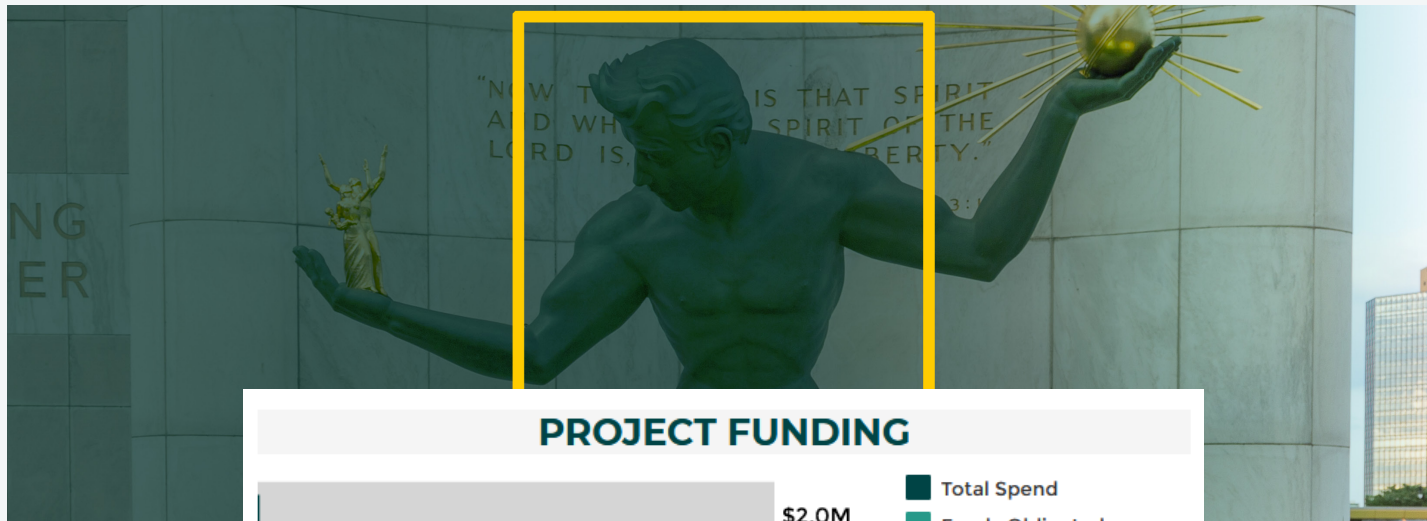
- Output data coming soon

Affordable Housing - Alley Infrastructure Project

Project ID: 02.3.215
AUL Date: XX/XX/XXXX
EC#: 6.01

Project Description:

Coming soon



Featured Project Metrics

Long Term Goals:

- Coming soon

Outcomes:

- Coming soon

Outputs:

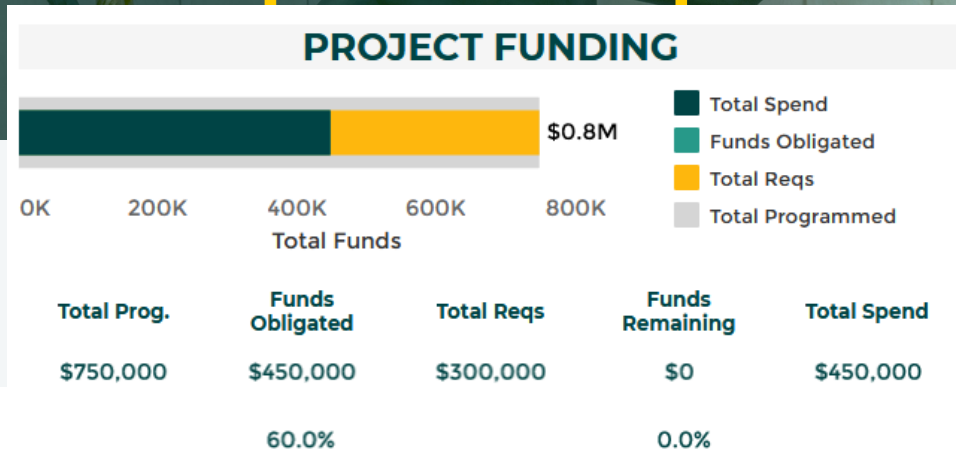
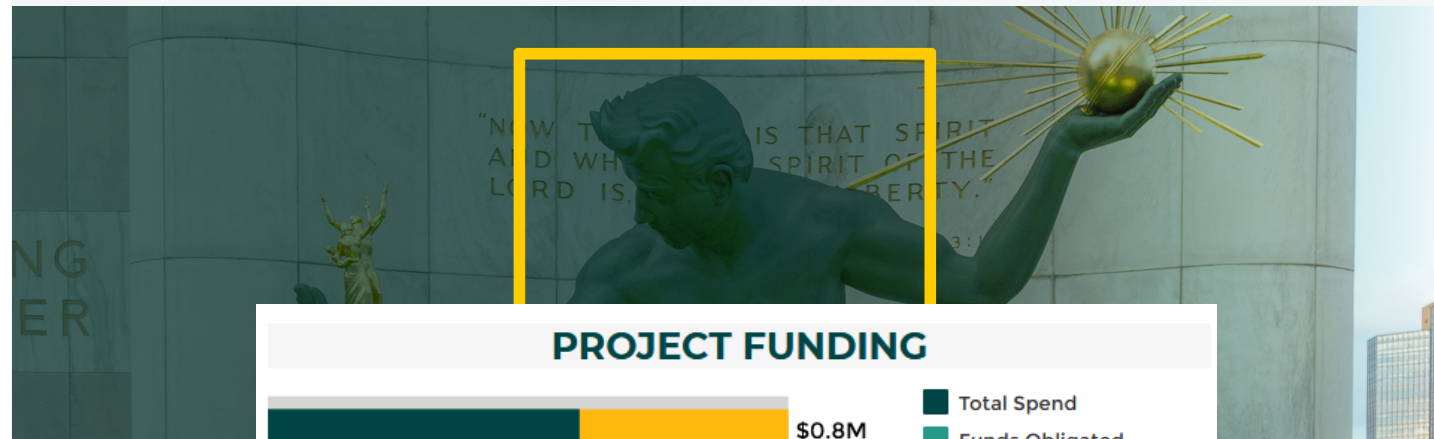
- Output data coming soon

Affordable Housing Development 5800 Michigan Avenue

Project ID: 04.1.176
AUL Date: 10/08/23
EC#: 2.15

Project Description:

The objective of the Affordable Housing Development 5800 Michigan Avenue project is to support the development of affordable housing by providing funding to fill financing gaps from construction cost increases to allow shovel-ready affordable housing projects to move forward. The funding will support the new construction of the 5800 Michigan Avenue project, which will be a mixed-use development with 40 units of permanent supportive (PSH) housing for tenants with incomes at or below 30% AMI and will have MSHDA PSH project-based vouchers. The development will be for the homeless and/or at-risk youth and young families in the Chadsey Condon community area. Due to COVID-19, the availability of affordable housing has become even more important.



Featured Project Metrics

Long Term Goals:

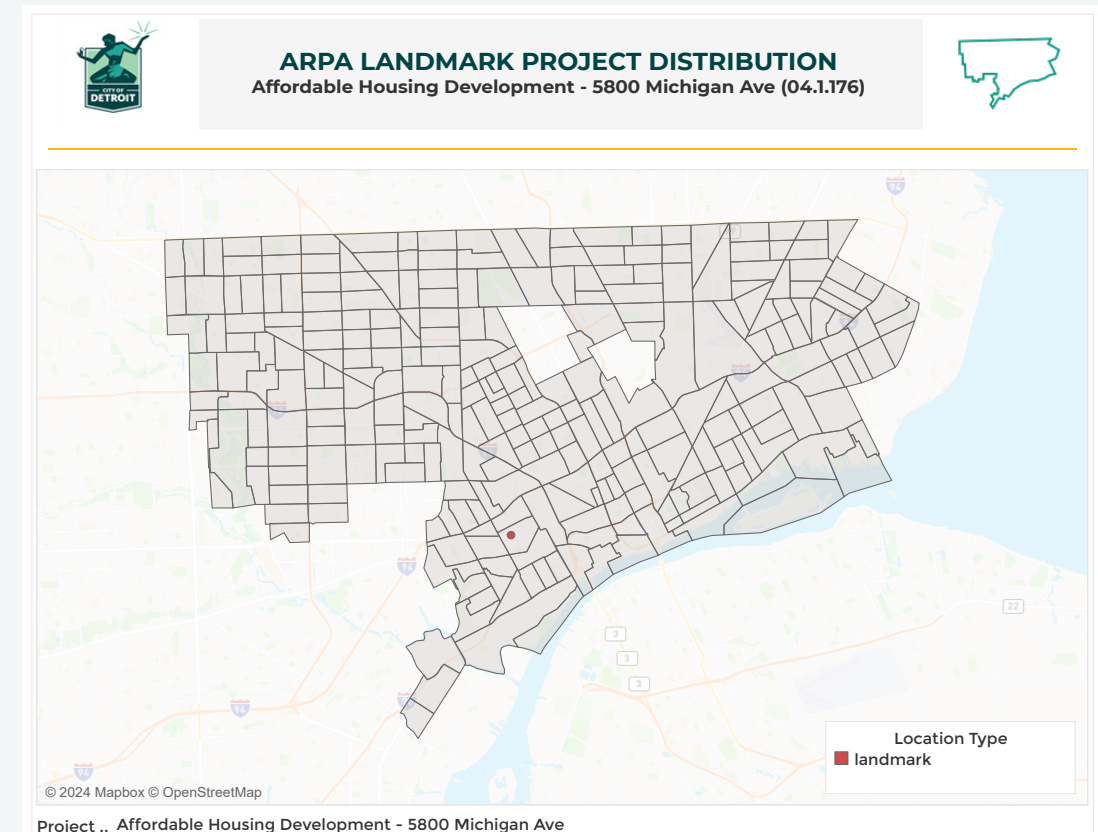
- New construction of the 5800 Michigan Avenue project to provide affordable housing units in the Chadsey Condon neighborhood

Outcomes:

- Increase availability of affordable and stable housing
- Acquire funding support to facilitate project construction

Outputs:

- Non-ARPA dollars leveraged (public): **\$450,000**
- Percent of housing construction completed: **50%**
- Number of affordable housing units completed (80% Area Median Income or less): **Coming soon**



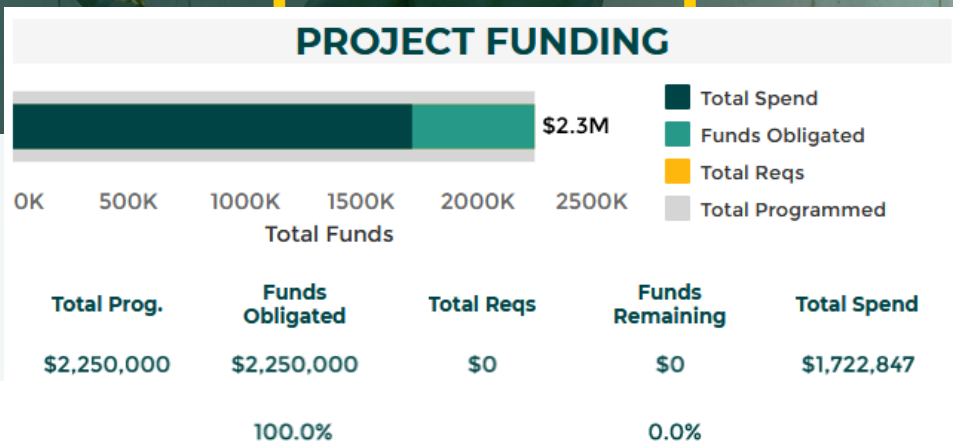
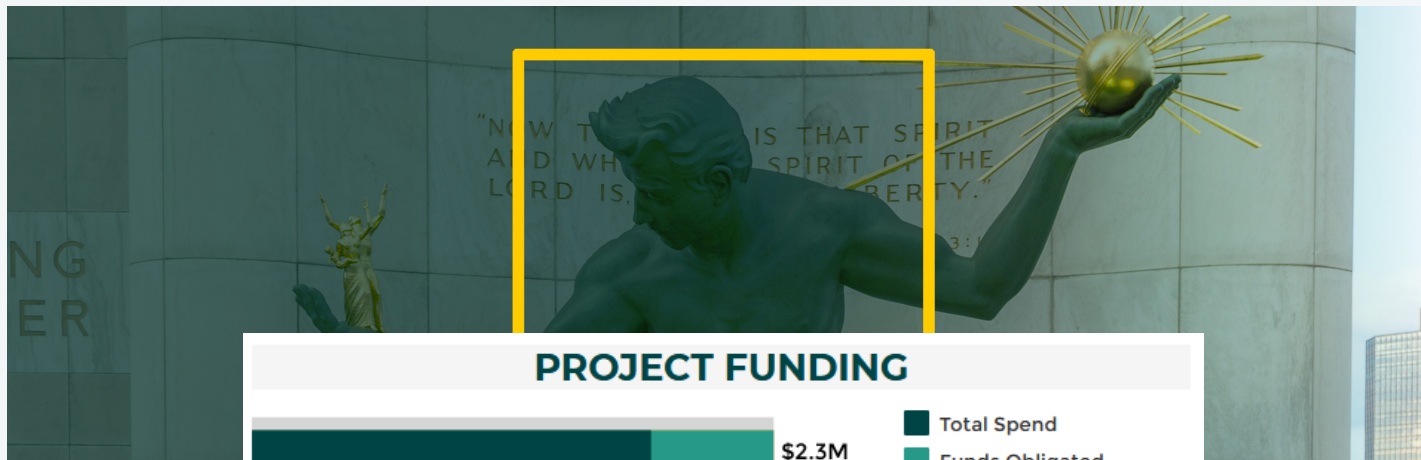
Affordable Housing Development - 60 Harper Apartments

Project ID: 12.1.204
AUL Date: 11/20/23
EC#: 2.15

Project Description:

The objective of the Affordable Housing Development 60 Harper Apartments project is to support the development of affordable housing by providing funding to fill financing gaps from construction cost increases to allow shovel-ready affordable housing projects to move forward. Due to COVID-19, the availability of affordable housing has become even more important.

Specifically, this mixed-use development will support the new construction of forty-nine (49) total housing units for tenants earning between 30% and 60% of the area median income (AMI) in the Medbury Park neighborhood of Detroit.



Featured Project Metrics

Long Term Goals:

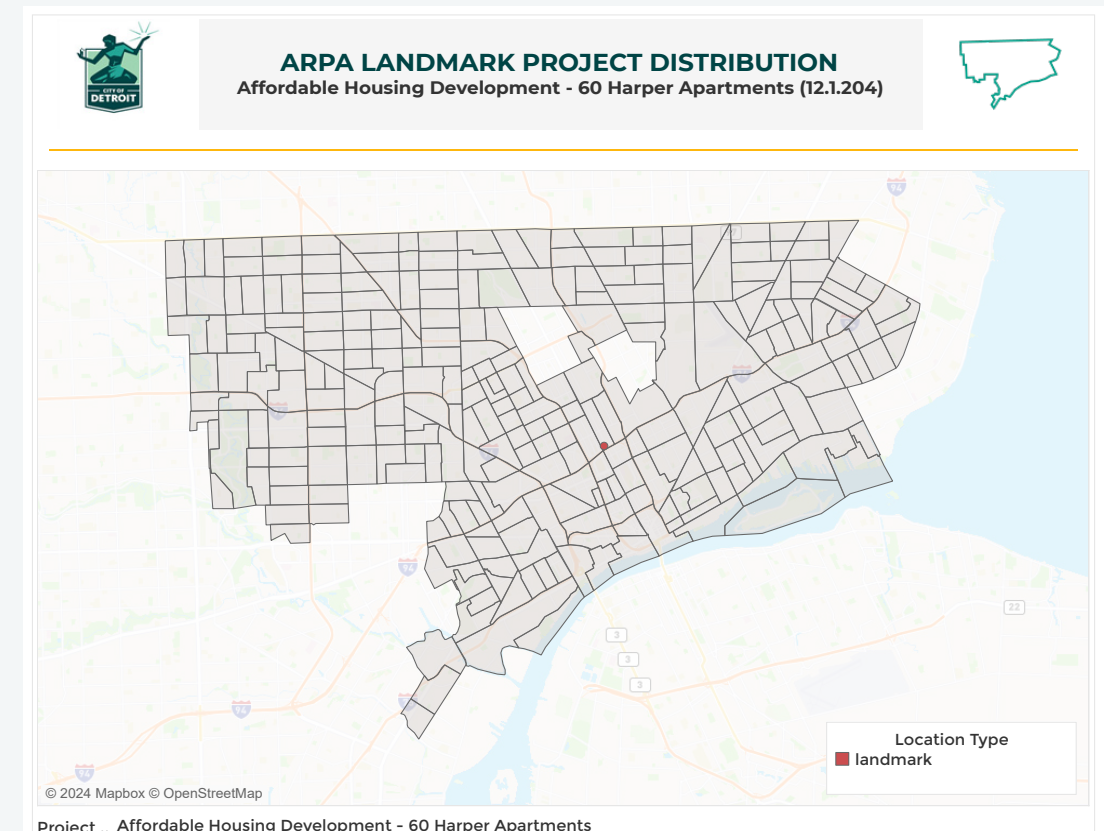
- New construction to provide affordable housing units in the Medbury Park neighborhood

Outcomes:

- Increase availability of affordable and stable housing
- Acquire funding support to facilitate project construction

Outputs:

- Number of affordable housing units completed (80% Area Median Income or less): **Coming soon**
- Percent of housing construction completed: **17%**
- Non-ARPA dollars leveraged (private): **\$1,004,878.81**

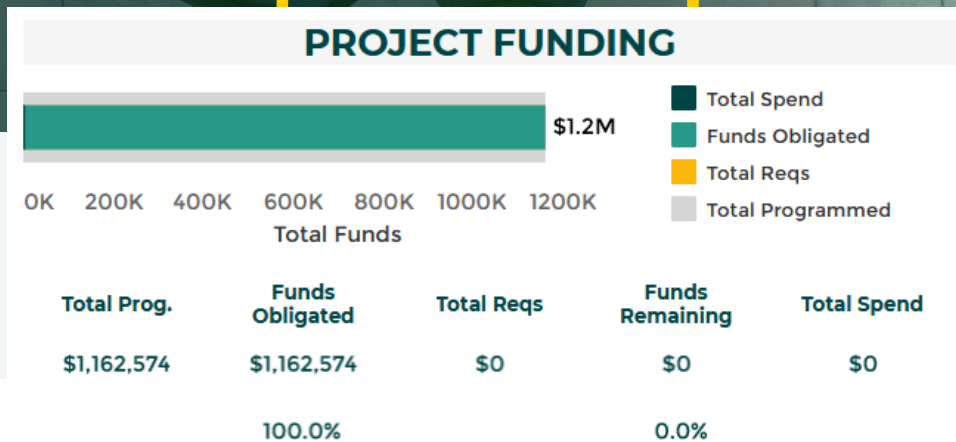
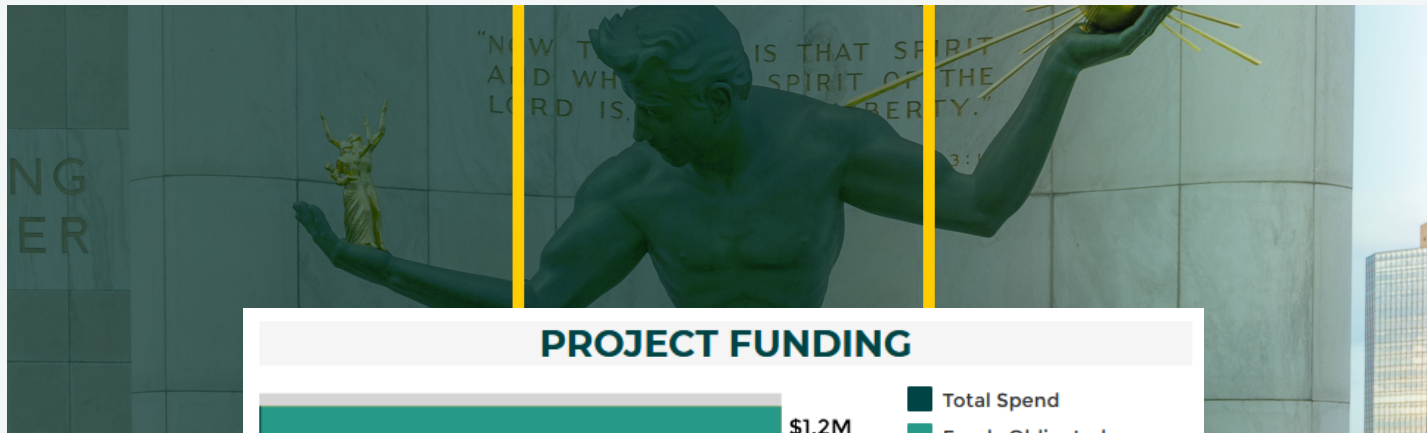


Affordable Housing Development - 7850 E. Jefferson Apartments 4% 1

Project ID: 12.1.198
AUL Date: 11/13/23
EC#: 2.15

Project Description:

Affordable Housing Development 7850 E. Jefferson Apartments will provide 150 units of new construction affordable housing in two buildings – with four floors each – on approximately three acres of vacant land on Detroit’s East Riverfront with 178 parking spaces. Each building will have a condominium structure with a 9% LIHTC component and a 4% LIHTC component. This project plan is for the 4% LIHTC component of Building 2 that includes 31 affordable units consisting of 6 studio units and 25 one-bedroom units that will be built using modular construction methods. The objective of the project is to support the development of affordable housing by providing funding to fill financing gaps from construction cost increases to allow shovel-ready affordable housing projects to move forward. Due to COVID-19, the availability of affordable housing has become even more important.



Featured Project Metrics

Long Term Goals:

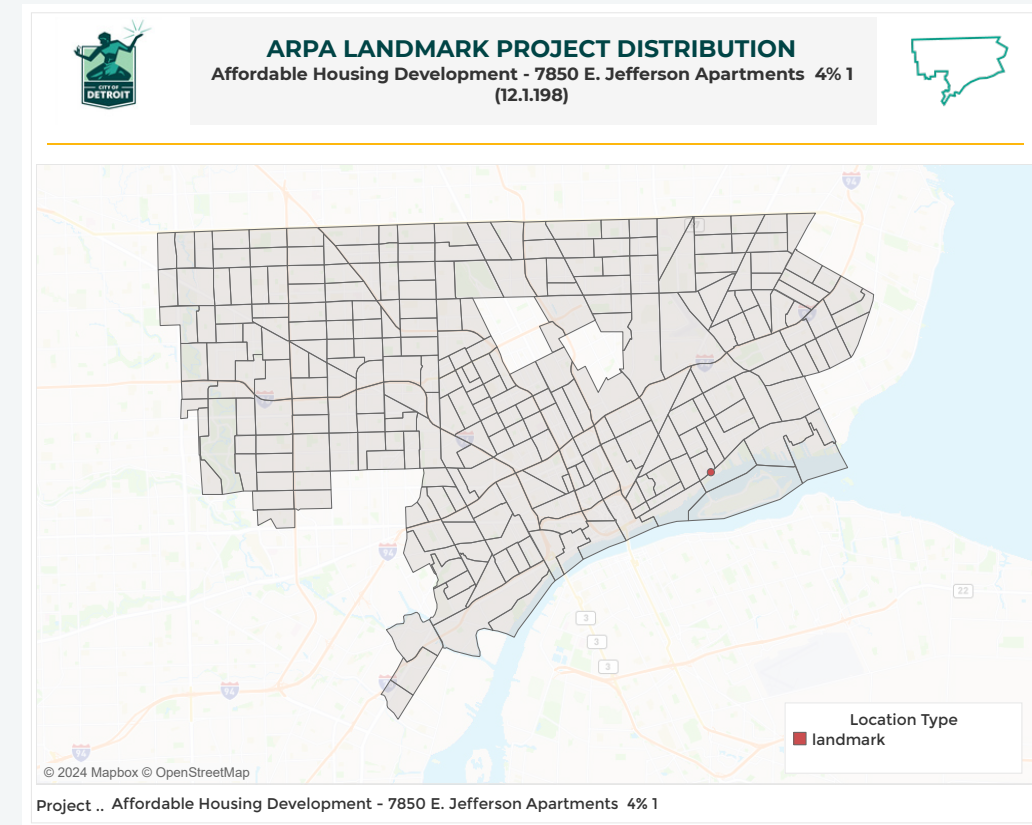
- New construction to provide affordable housing units in the Gold Coast neighborhood

Outcomes:

- Increase availability of affordable and stable housing
- Acquire funding support to facilitate project construction

Outputs:

- Non-ARPA dollars leveraged (public): **\$3,870,148.00**
- Number of affordable housing units completed (80% Area Median Income or less): **Coming soon**
- Non-ARPA dollars leveraged (private): **\$4,416,290.00**

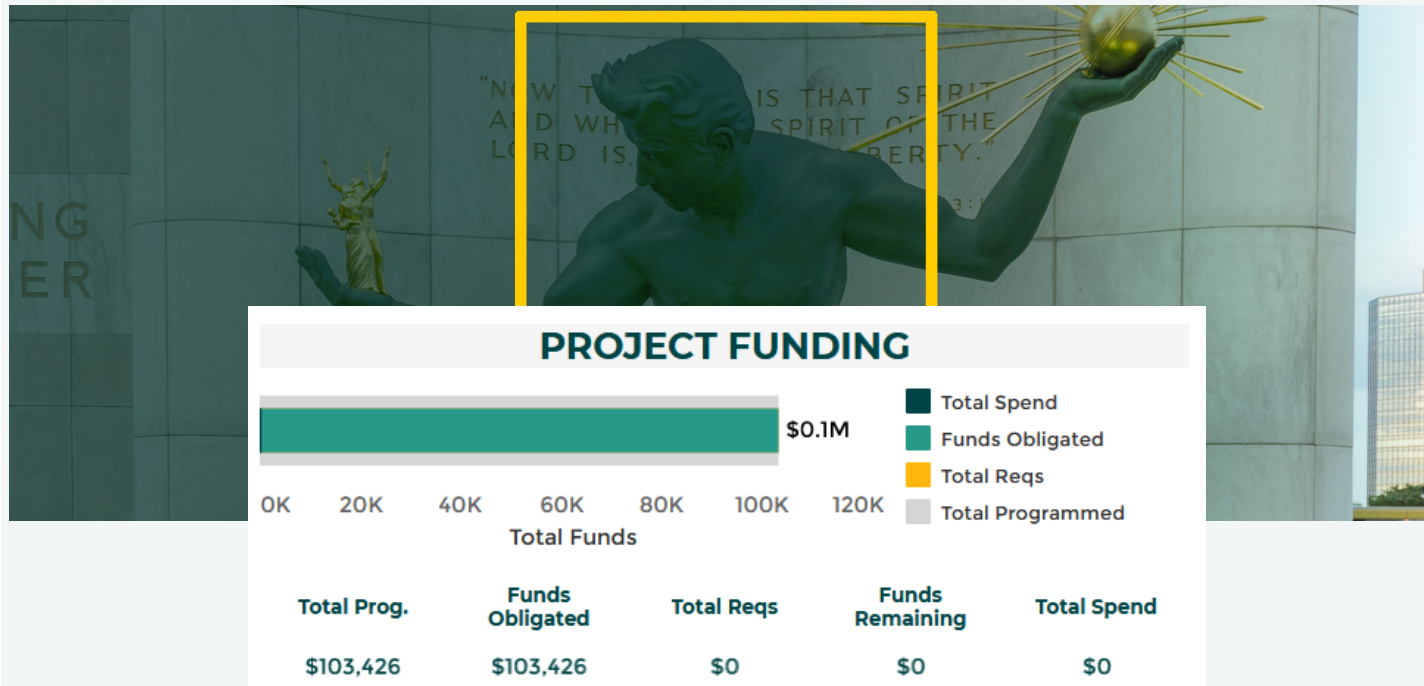


Affordable Housing Development - 7850 E. Jefferson Apartments 9% 1

Project ID: 12.1.200
AUL Date: 11/13/23
EC#: 2.15

Project Description:

Affordable Housing Development 7850 E. Jefferson Apartments will provide 150 units of new construction affordable housing in two buildings – with four floors each – on approximately three acres of vacant land on Detroit’s East Riverfront with 178 parking spaces. Each building will have a condominium structure with a 9% LIHTC component and a 4% LIHTC component. This project plan is for the 4% LIHTC component of Building 2 that includes 31 affordable units consisting of 6 studio units and 25 one-bedroom units that will be built using modular construction methods. The objective of the project is to support the development of affordable housing by providing funding to fill financing gaps from construction cost increases to allow shovel-ready affordable housing projects to move forward. Due to COVID-19, the availability of affordable housing has become even more important.



Featured Project Metrics

Long Term Goals:

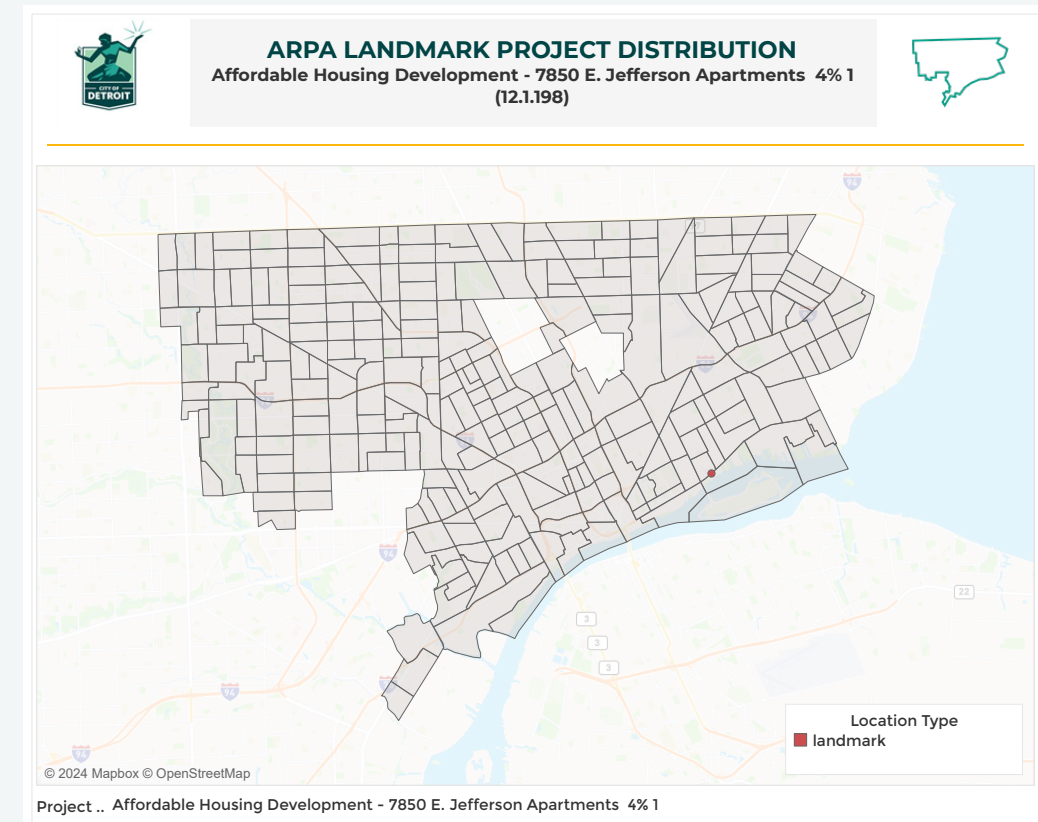
- New construction to provide affordable housing units in the Gold Coast neighborhood

Outcomes:

- Increase availability of affordable and stable housing
- Acquire funding support to facilitate project construction

Outputs:

- Non-ARPA dollars leveraged (public): **\$9,974,901.00**
- Non-ARPA dollars leveraged (private): **\$2,967,212.00**
- Number of affordable housing units completed (80% Area Median Income or less): **Coming soon**

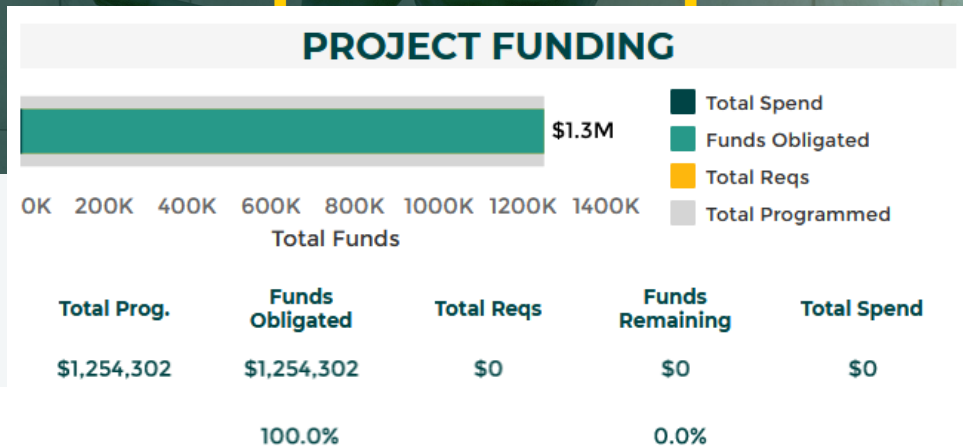
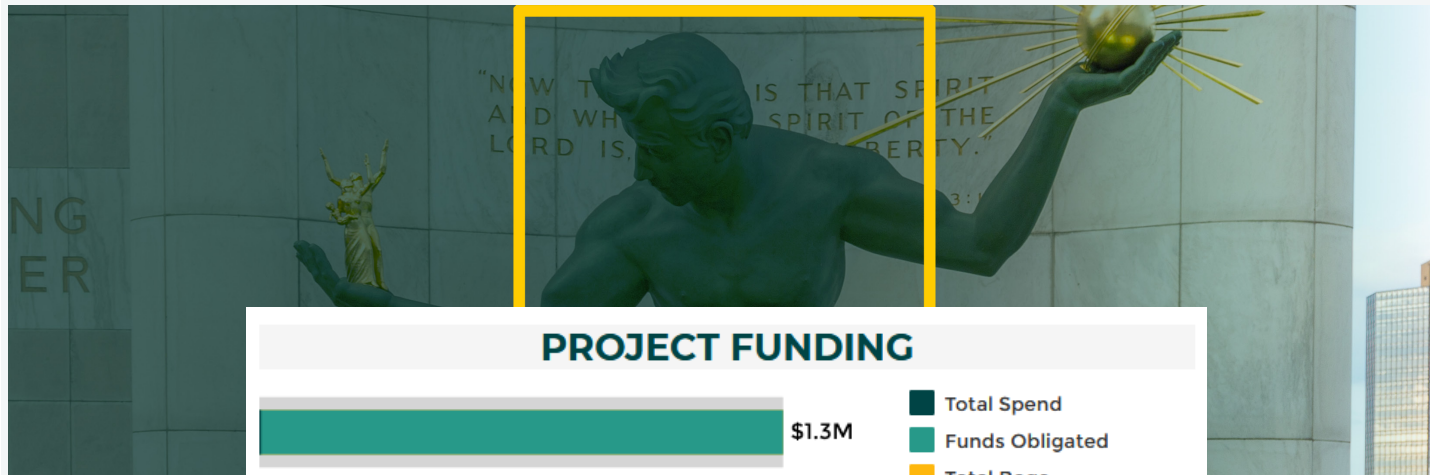


Affordable Housing Development - 7850 E. Jefferson Apartments 4% 2

Project ID: 12.1.199
AUL Date: 11/13/23
EC#: 2.15

Project Description:

Affordable Housing Development 7850 E. Jefferson Apartments will provide 150 units of new construction affordable housing in two buildings – with four floors each – on approximately three acres of vacant land on Detroit’s East Riverfront with 178 parking spaces. Each building will have a condominium structure with a 9% LIHTC component and a 4% LIHTC component. This project plan is for the 4% LIHTC component of Building 2 that includes 31 affordable units consisting of 6 studio units and 25 one-bedroom units that will be built using modular construction methods. The objective of the project is to support the development of affordable housing by providing funding to fill financing gaps from construction cost increases to allow shovel-ready affordable housing projects to move forward. Due to COVID-19, the availability of affordable housing has become even more important.



Featured Project Metrics

Long Term Goals:

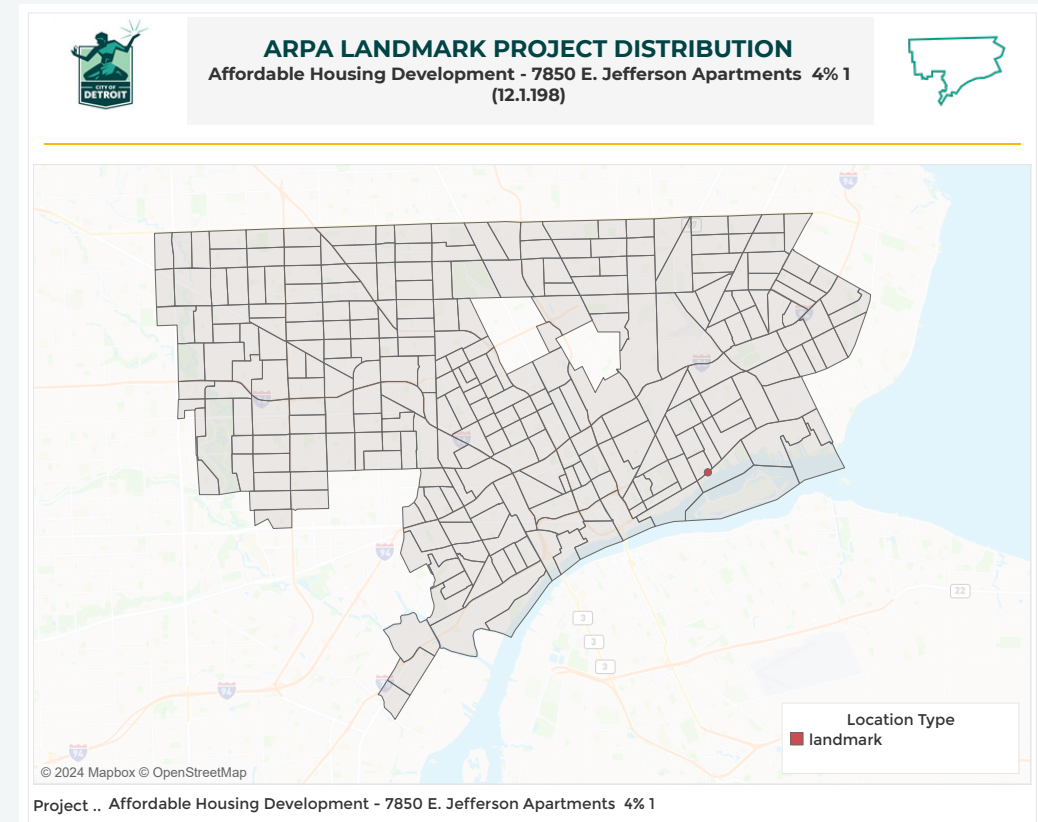
- New construction to provide affordable housing units in the Gold Coast neighborhood

Outcomes:

- Increase availability of affordable and stable housing
- Acquire funding support to facilitate project construction

Outputs:

- Non-ARPA dollars leveraged (private): **\$4,325,270.00**
- Non-ARPA dollars leveraged (public): **\$3,870,145.00**
- Number of affordable housing units completed (80% Area Median Income or less): **Coming soon**

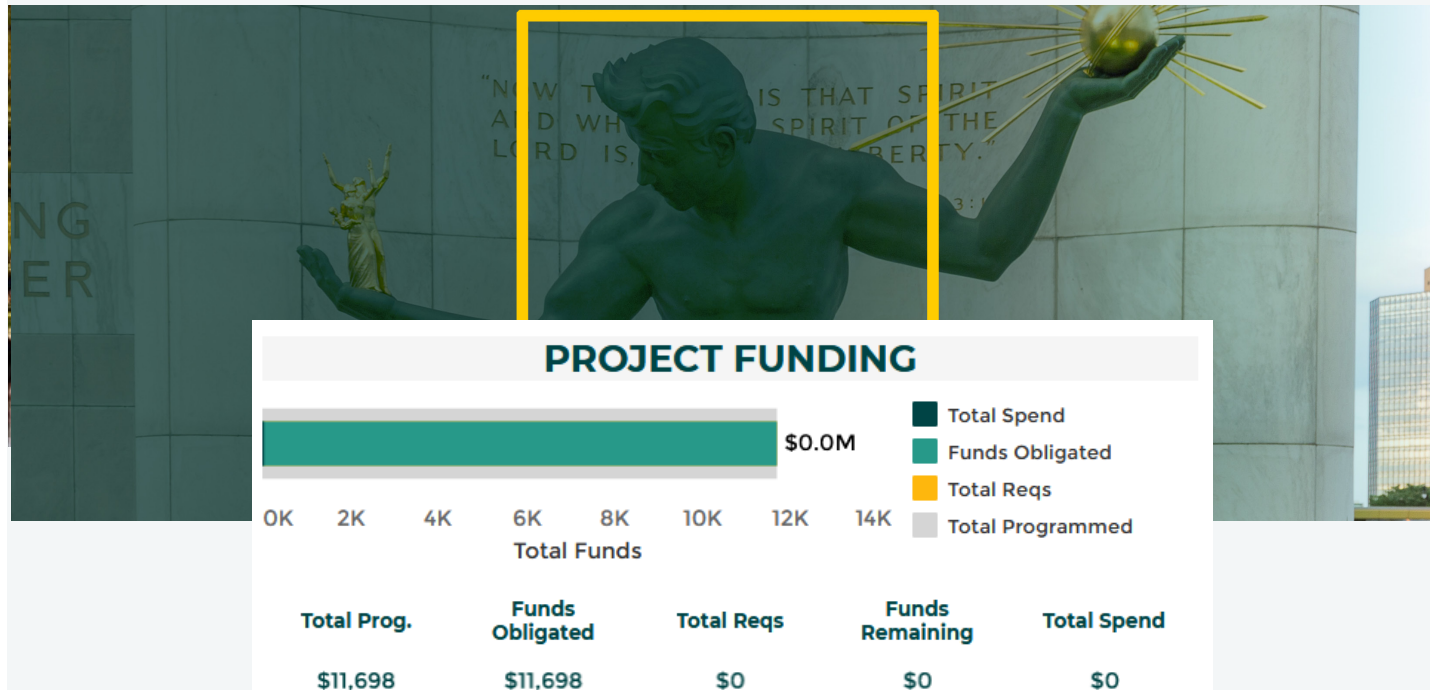


Affordable Housing Development - 7850 E. Jefferson Apartments 9% 2

Project ID: 12.1.201
AUL Date: 11/13/23
EC#: 2.15

Project Description:

Affordable Housing Development 7850 E. Jefferson Apartments will provide 150 units of new construction affordable housing in two buildings – with four floors each – on approximately three acres of vacant land on Detroit’s East Riverfront with 178 parking spaces. Each building will have a condominium structure with a 9% LIHTC component and a 4% LIHTC component. This project plan is for the 4% LIHTC component of Building 2 that includes 31 affordable units consisting of 6 studio units and 25 one-bedroom units that will be built using modular construction methods. The objective of the project is to support the development of affordable housing by providing funding to fill financing gaps from construction cost increases to allow shovel-ready affordable housing projects to move forward. Due to COVID-19, the availability of affordable housing has become even more important.



Featured Project Metrics

Long Term Goals:

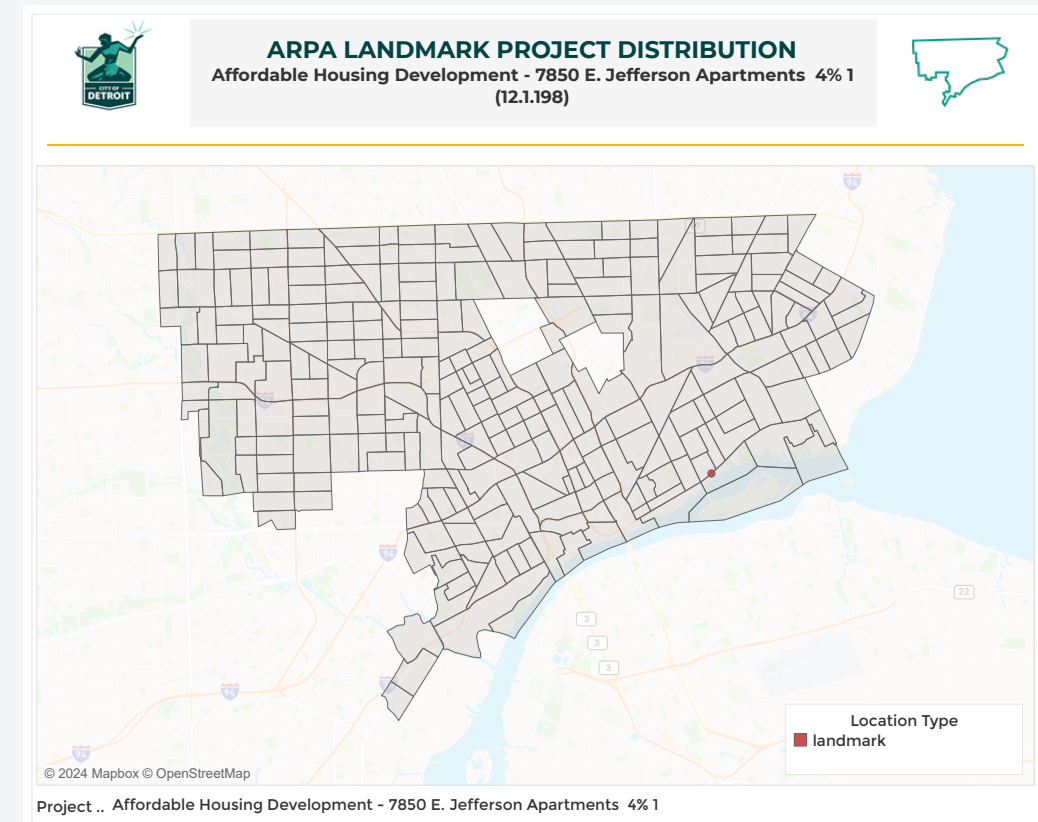
- New construction to provide affordable housing units in the Gold Coast neighborhood

Outcomes:

- Increase availability of affordable and stable housing
- Acquire funding support to facilitate project construction

Outputs:

- Number of affordable housing units completed (80% Area Median Income or less):
Coming soon
- Non-ARPA dollars leveraged (public): **\$2,967,212.00**
- Non-ARPA dollars leveraged (private): **\$9,974,901.00**



Affordable Housing Development – Brush/Watson

Project ID: 02.3.224

EC#: 2.15

Project Description:

Coming soon



Featured Project Metrics

Long Term Goals:

- Affordable housing construction to provide affordable housing units in near Brewster

Outcomes:

- Increase availability of affordable and stable housing
- Acquire funding support to facilitate project construction

Outputs:

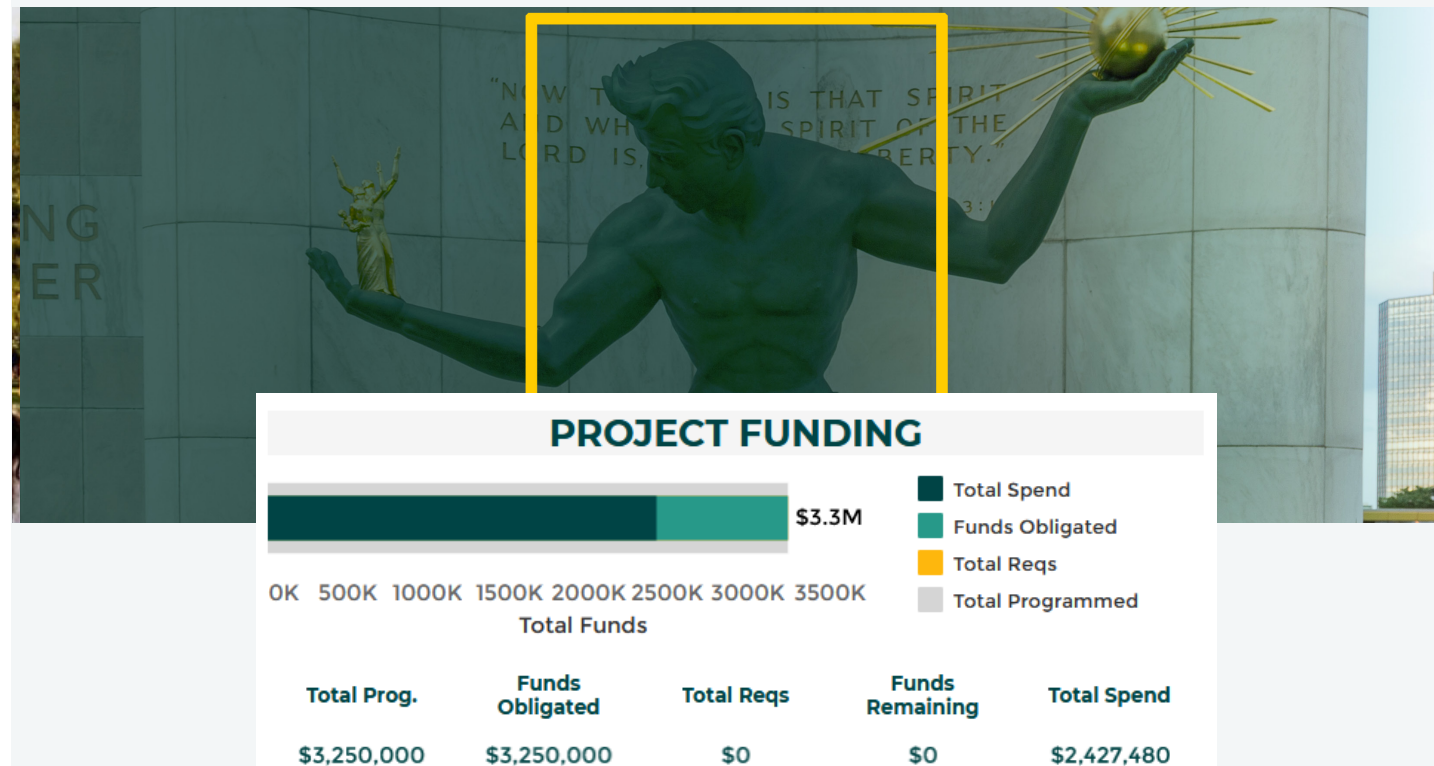
- Output data coming soon

Affordable Housing Development - CCSEM St. Matthew

Project ID: 12.1.197
AUL Date: 10/31/23
EC#: 2.15

Project Description:

The Affordable Housing Development CCSEM St. Matthew adaptive reuse project will provide 46 units of affordable housing located at the historic former St. Matthew's Catholic School, and the unit breakdown will be 6 studios, 36 one-bedroom units, and 4 two-bedroom units for tenants earning between 30% and 60% of the area median income (AMI). Twenty-five (25) of these units will be set-aside for Permanent Supportive Housing, 20 one-bedroom units and 5 studios. The project will be utilizing MSHDA Project-Based Vouchers for the 25 PSH units.



Featured Project Metrics

Long Term Goals:

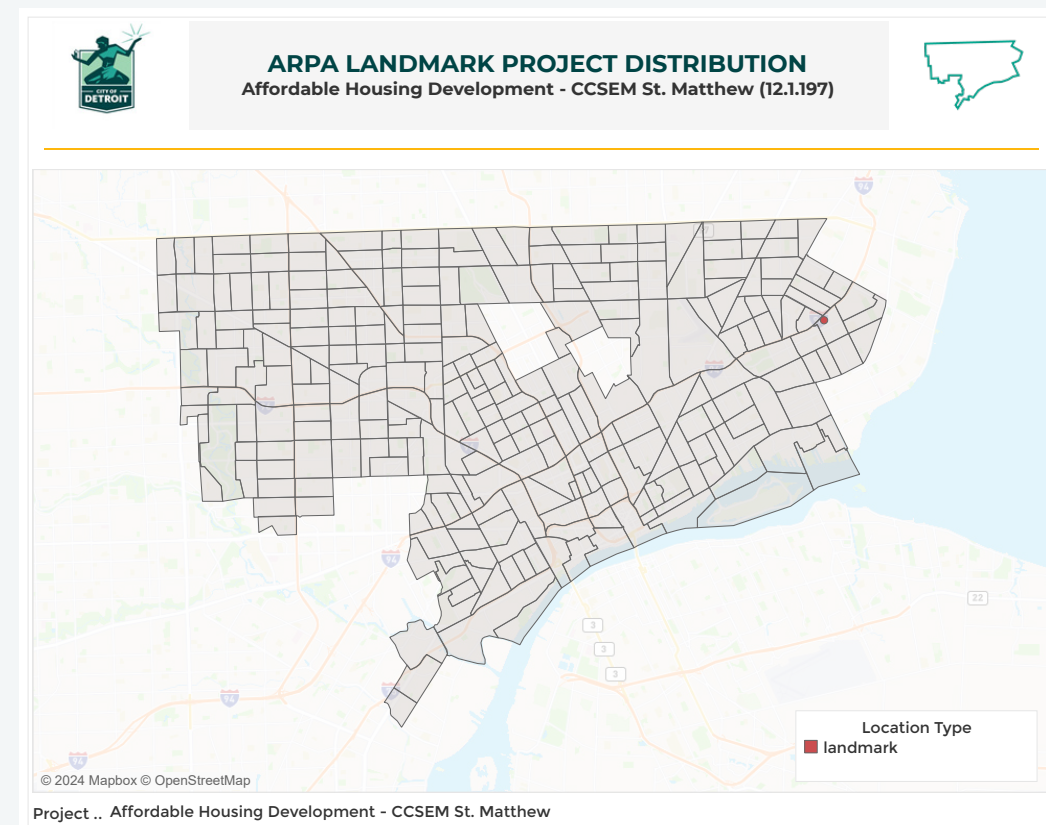
- PSH adaptive Re-Use of existing structure to provide affordable housing units in the Morningside neighborhood.

Outcomes:

- Increase availability of affordable and stable housing
- Acquire funding support to facilitate project construction

Outputs:

- Number of affordable housing units completed (80% Area Median Income or less): **Coming soon**
- Non-ARPA dollars leveraged (private): **\$13,589,073.00**
- Non-ARPA dollars leveraged (public): **\$3,447,346.00**

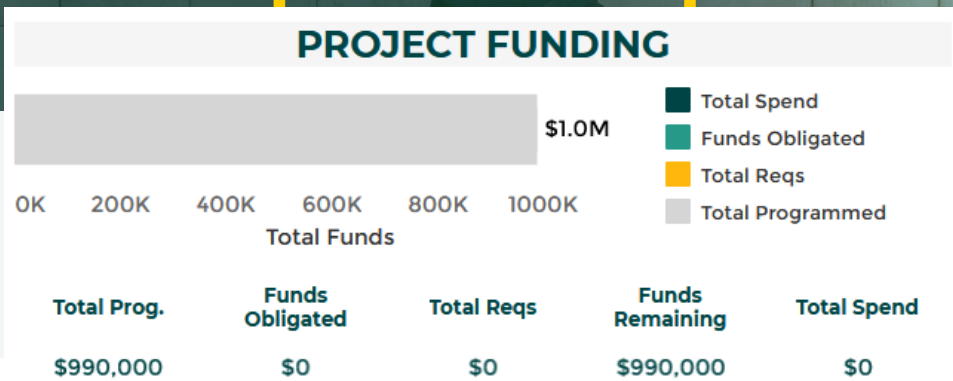
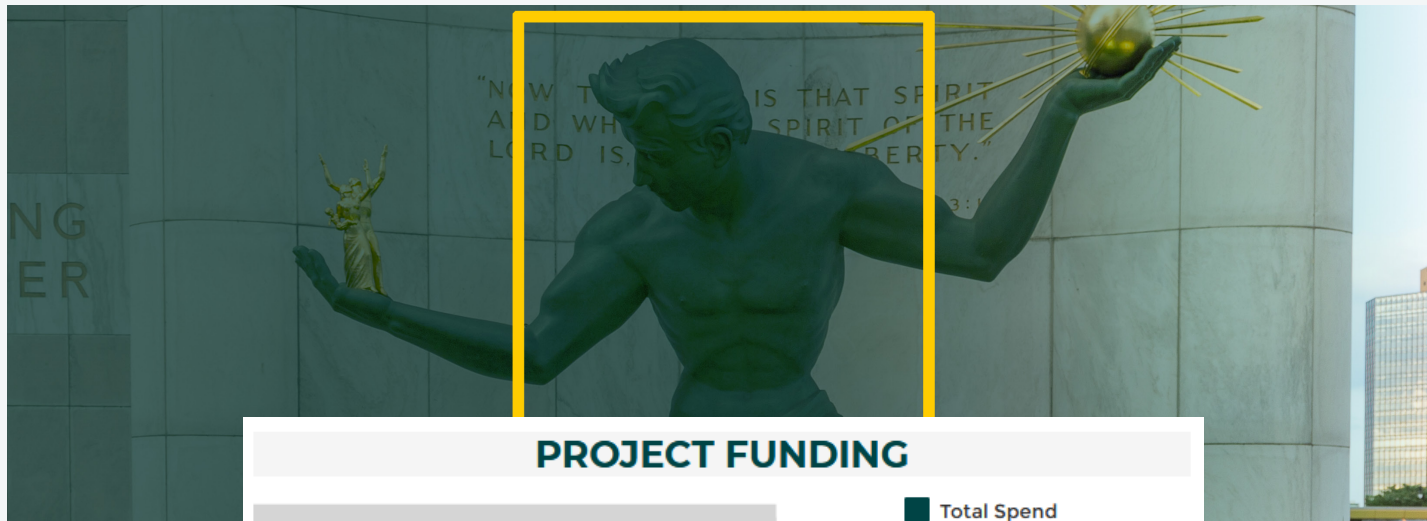


Affordable Housing Development - Henry Street

Project ID: 12.1.218
AUL Date: 07/26/24
EC#: 2.15

Project Description:

Coming soon



Featured Project Metrics

Long Term Goals:

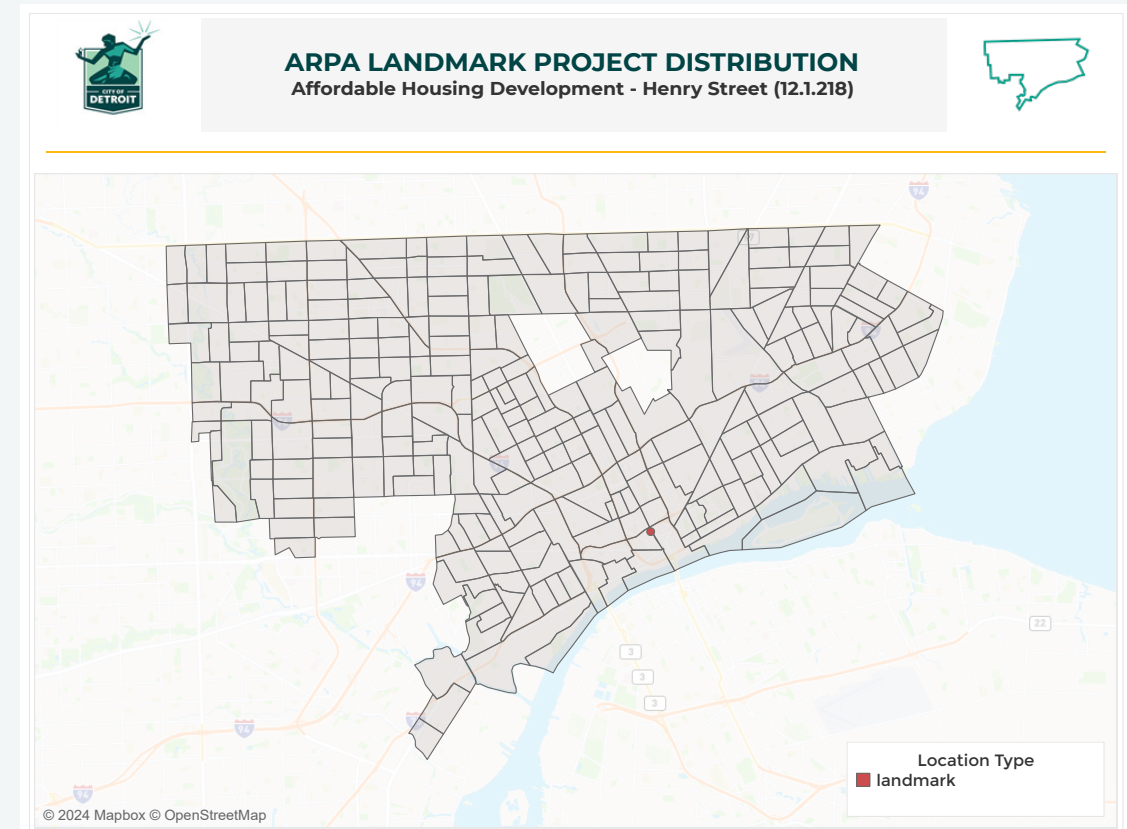
- Affordable housing construction to provide affordable housing units on Henry Street

Outcomes:

- Increase availability of affordable and stable housing
- Acquire funding support to facilitate project construction

Outputs:

- Output data coming soon


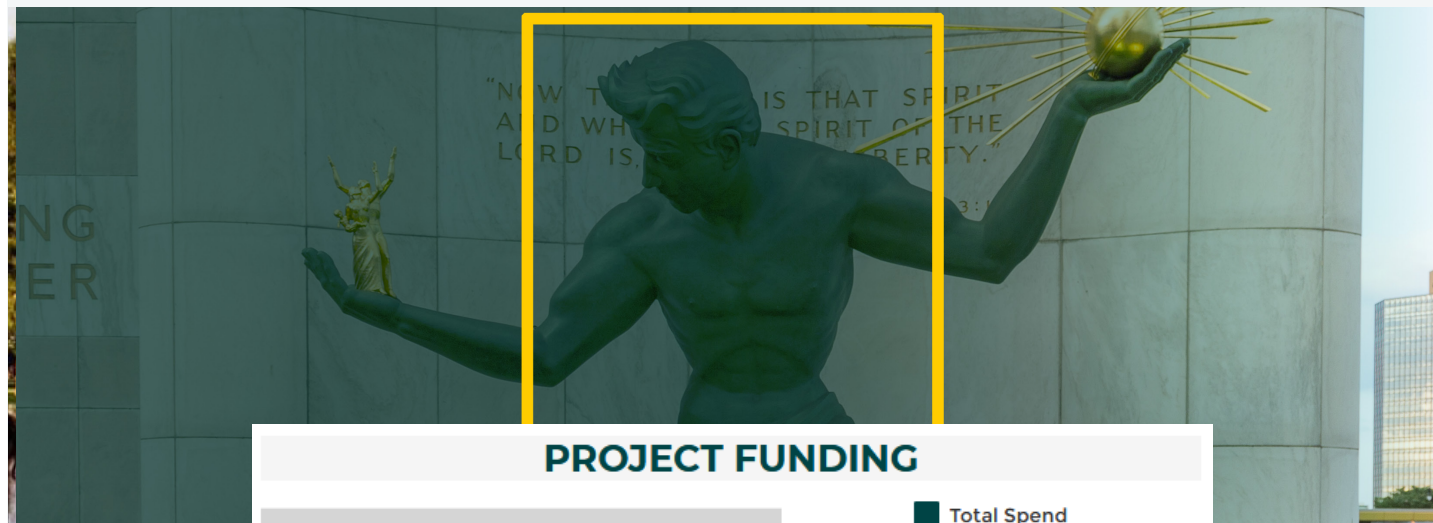


Affordable Housing Development – Higginbotham

Project ID: 02.3.222
 AUL Date: 07/26/24
 EC#: 2.15

Project Description:

Coming soon



Featured Project Metrics

Long Term Goals:

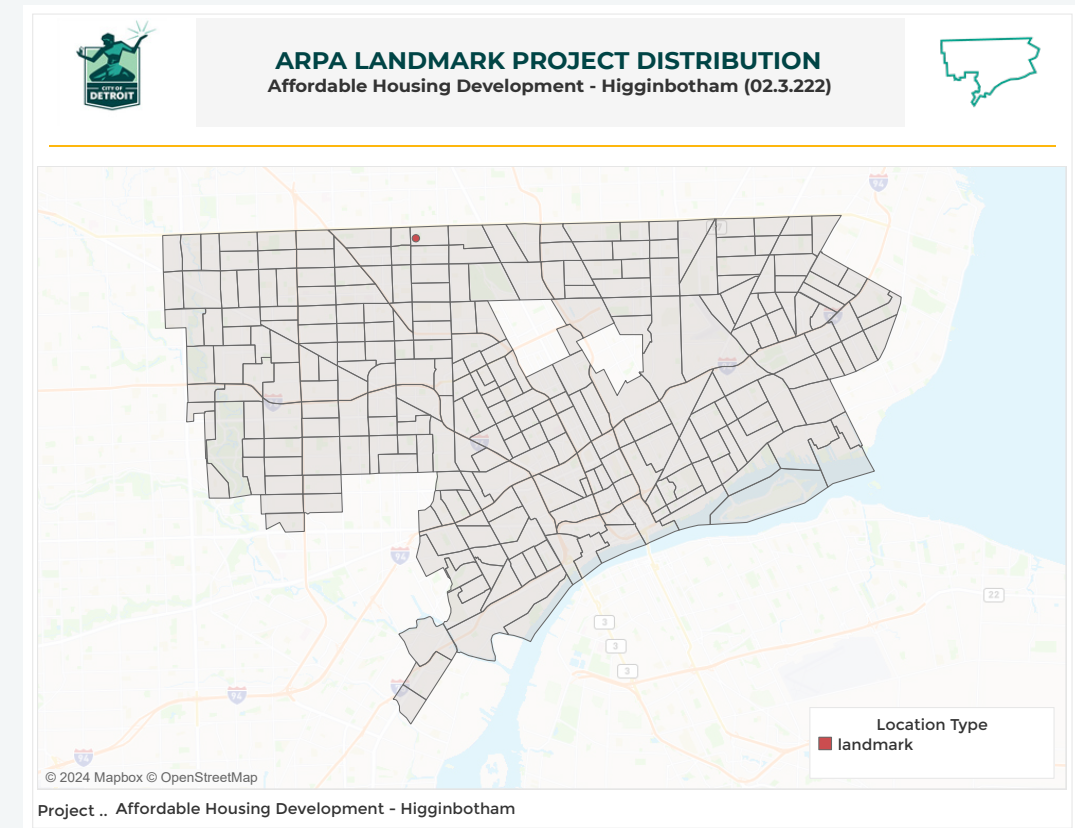
- Affordable housing construction to provide affordable housing units near Higginbotham.

Outcomes:

- Increase availability of affordable and stable housing
- Acquire funding support to facilitate project construction

Outputs:

- Output data coming soon

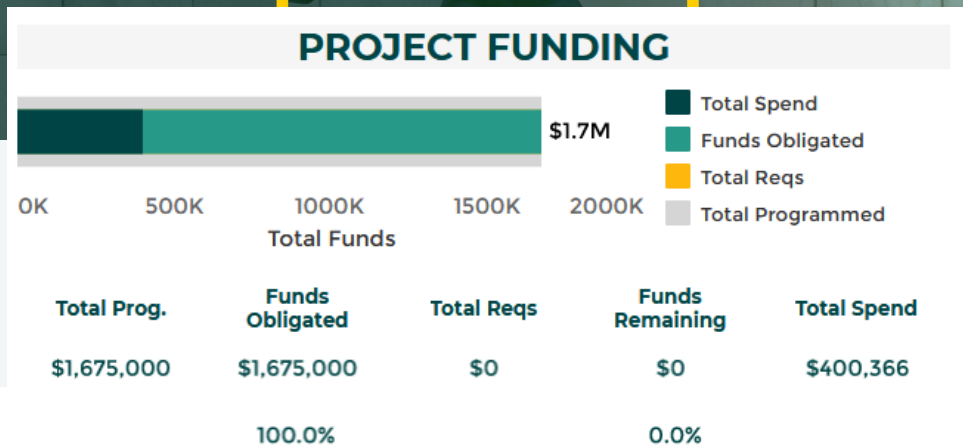
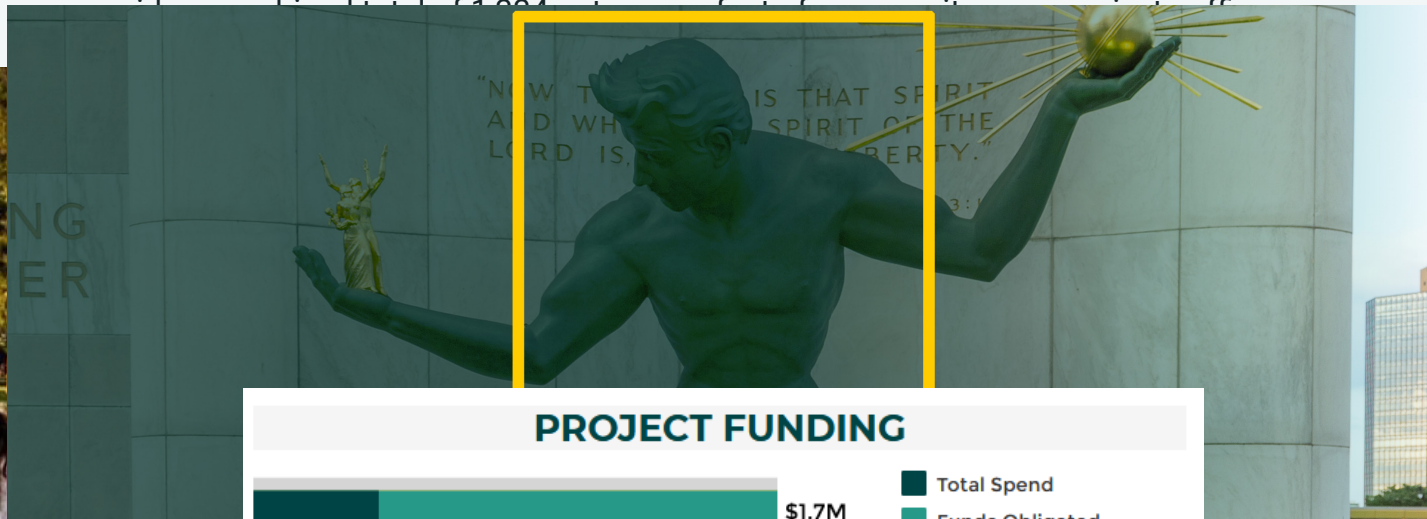


Affordable Housing Development - Hubbard Farms Apartments

Project ID: 12.1.203
AUL Date: 11/13/23
EC#: 2.15

Project Description:

The Affordable Housing Development Hubbard Farms Apartments project will preserve and rehabilitate three existing historic apartment buildings with a combined total of sixty (60) apartments located in the Hubbard Farms Historic District, named the Cole, Harrington, and Harwill. Southwest Housing Partners LDHA LP currently owns the buildings, and Hubbard Farms Apartments LDHA LP has an option for each of these properties. Thirty (30) of the sixty (60) units will be set aside for Permanent Supportive Housing (PSH) and restricted to households earning at or below 30% AMI, with the remaining thirty (30) units restricted to households earning at or below 50% of the Area Median Income (AMI). The buildings will



Featured Project Metrics

Long Term Goals:

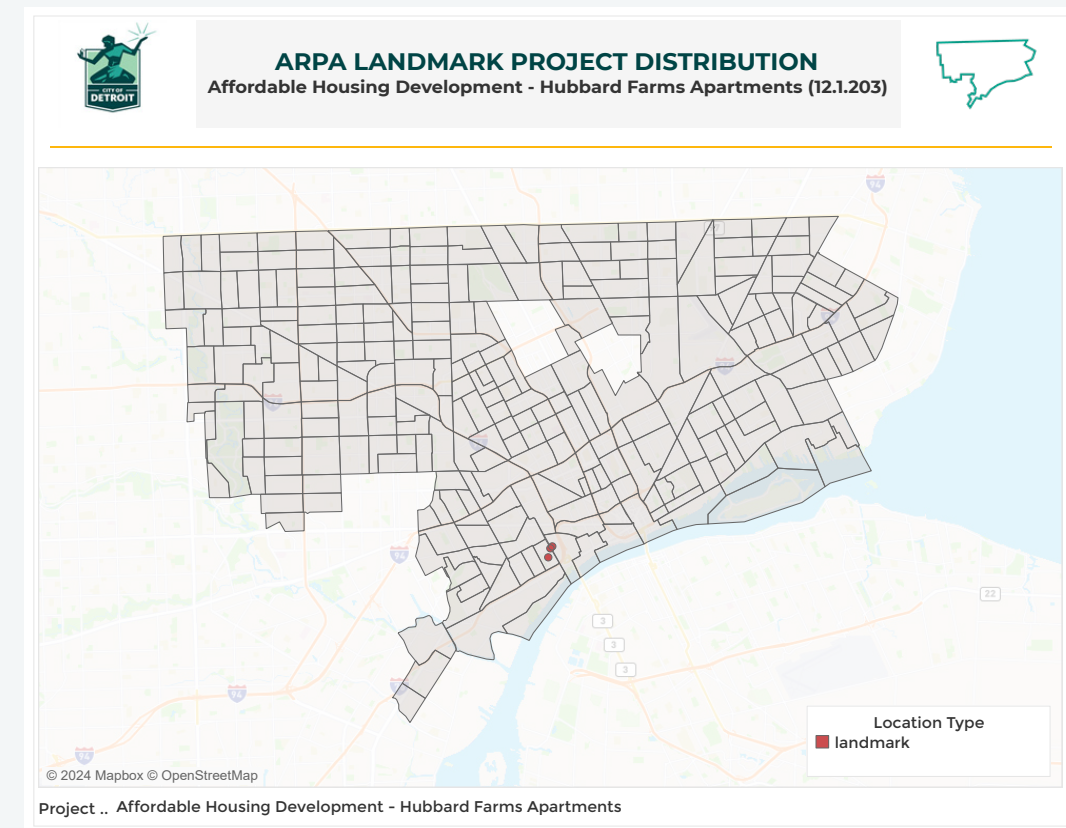
- PSH and rehab of existing structure to provide affordable housing units in the Hubbard Farms neighborhood.

Outcomes:

- Increase availability of affordable and stable housing
- Acquire funding support to facilitate project construction

Outputs:

- Non-ARPA dollars leveraged (private): **\$8,520,455.00**
- Number of Permanent Supportive Housing units: **30 units**
- Non-ARPA dollars leveraged (public): **\$5,443,478.00**

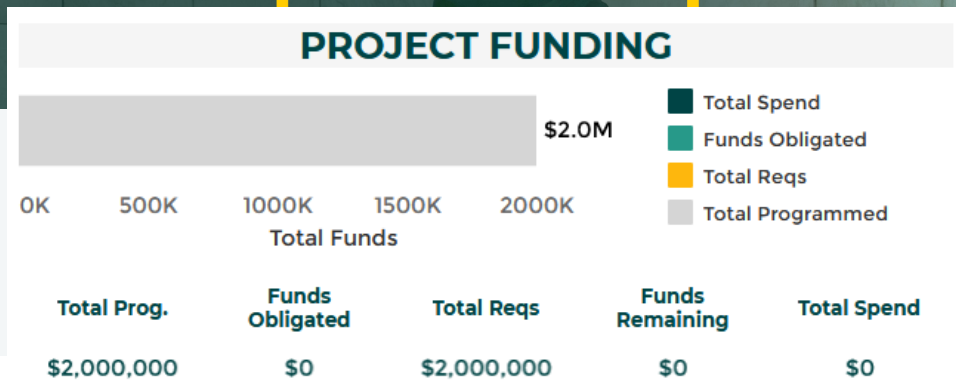
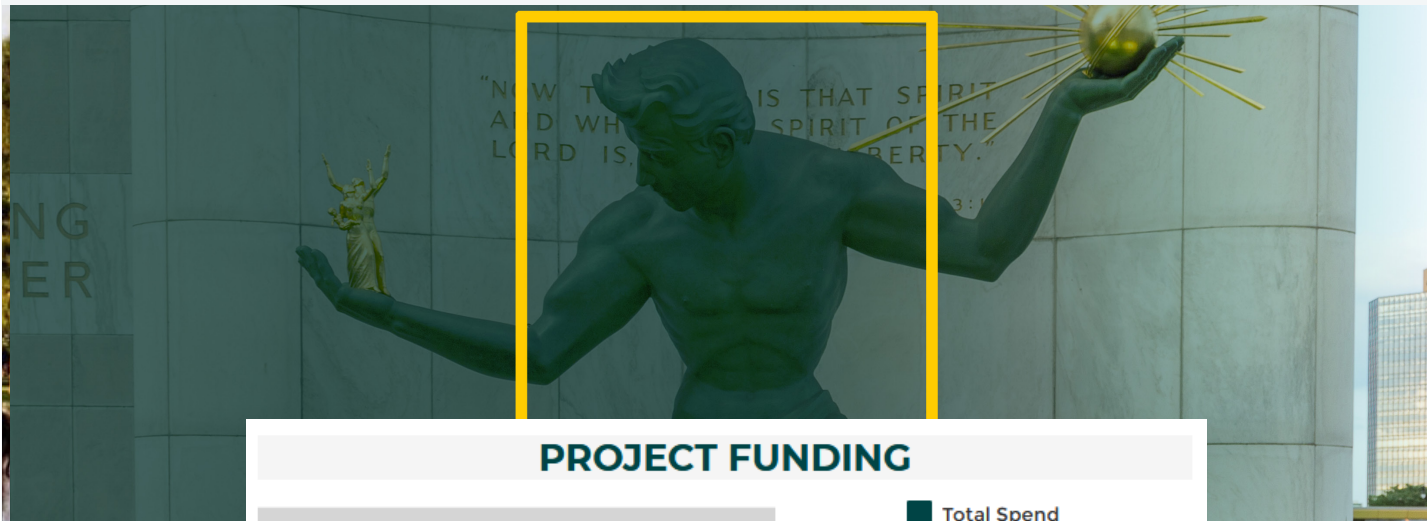


Affordable Housing Development - Life is Dreamtroit

Project ID: 12.1.213
AUL Date: 02/09/24
EC#: 2.15

Project Description:

Coming soon



Featured Project Metrics

Long Term Goals:

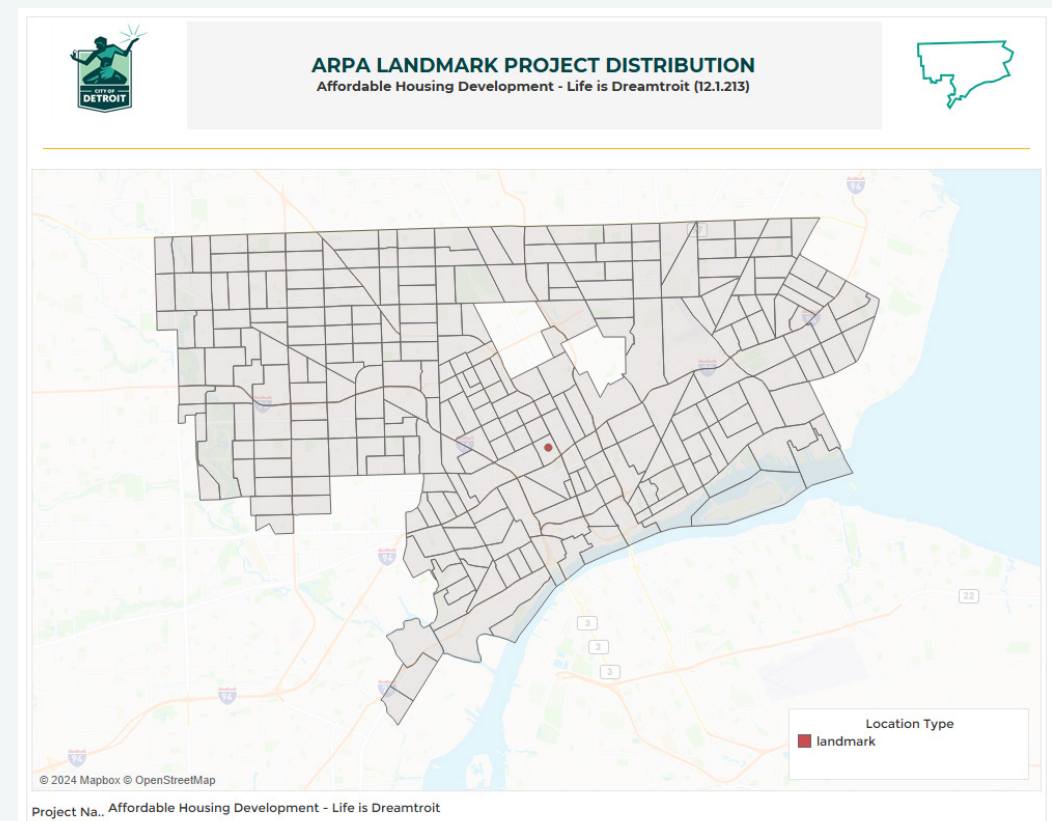
- New construction structure to provide affordable housing units on the Lincoln Street Art Park Campus

Outcomes:

- Increase availability of affordable and stable housing
- Acquire funding support to facilitate project construction

Outputs:

- Output data coming soon

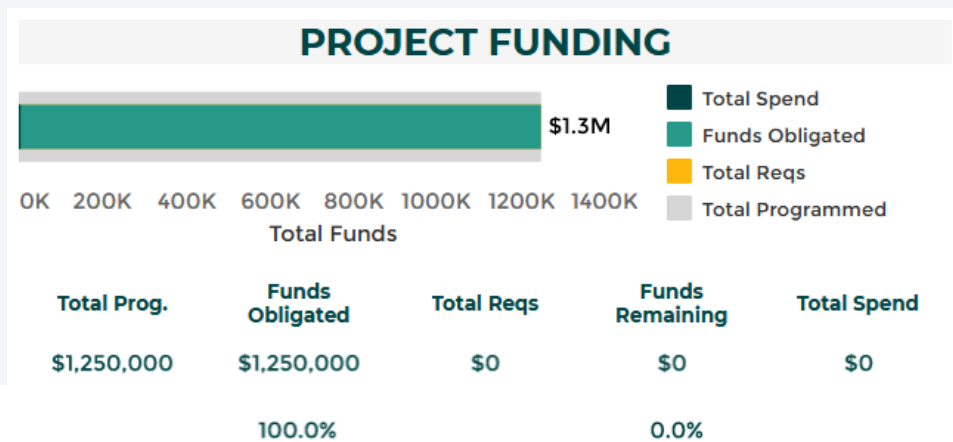


Affordable Housing Development - Meyers Senior

Project ID: 12.1.205
AUL Date: 12/05/23
EC#: 2.15

Project Description:

The objective of the Affordable Housing Development Meyers Senior project is to support the development of affordable housing by providing funding to fill financing gaps from construction cost increases to allow shovel-ready affordable housing projects to move forward. Due to COVID-19, the availability of affordable housing has become even more important. Specifically, this adaptive reuse and new construction project will provide 105 units of senior affordable housing located at the former Lewis College of Business in the Schulze neighborhood. The project will have a 4% LIHTC component and a 9% LHTC component. There will be (62) one-bedroom apartments and (11) two-bedroom new construction apartments in the 4% component for tenants earning up to 50% and 60% of the area median income (AMI). The 9% component will include the rehabilitation of existing buildings to provide (2) studio apartments, (26) one-bedroom apartments, and (4) two-bedroom apartments for tenants earning 30%, 40%, 50%, and 80% of the AMI. The ARPA funds will be used to support the 4% LIHTC new construction component. The project will be utilizing Project-Based Vouchers for 3 of the 30% AMI units in the 9% LIHTC component. A more detailed breakdown of AMI allocations is included in the attached Credit Memo.



Featured Project Metrics

Long Term Goals:

- New construction structure to provide affordable housing units in the Schulze neighborhood

Outcomes:

- Increase availability of affordable and stable housing
- Acquire funding support to facilitate project construction

Outputs:

- Percent of housing construction completed: **Coming soon**
- Number of affordable housing units completed (80% Area Median Income or less): **Coming soon**
- Number of completed units occupied by original tenants: **Coming soon**

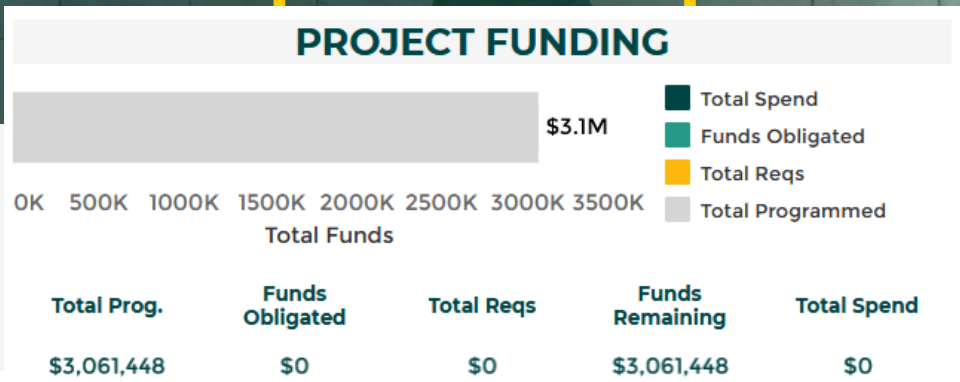
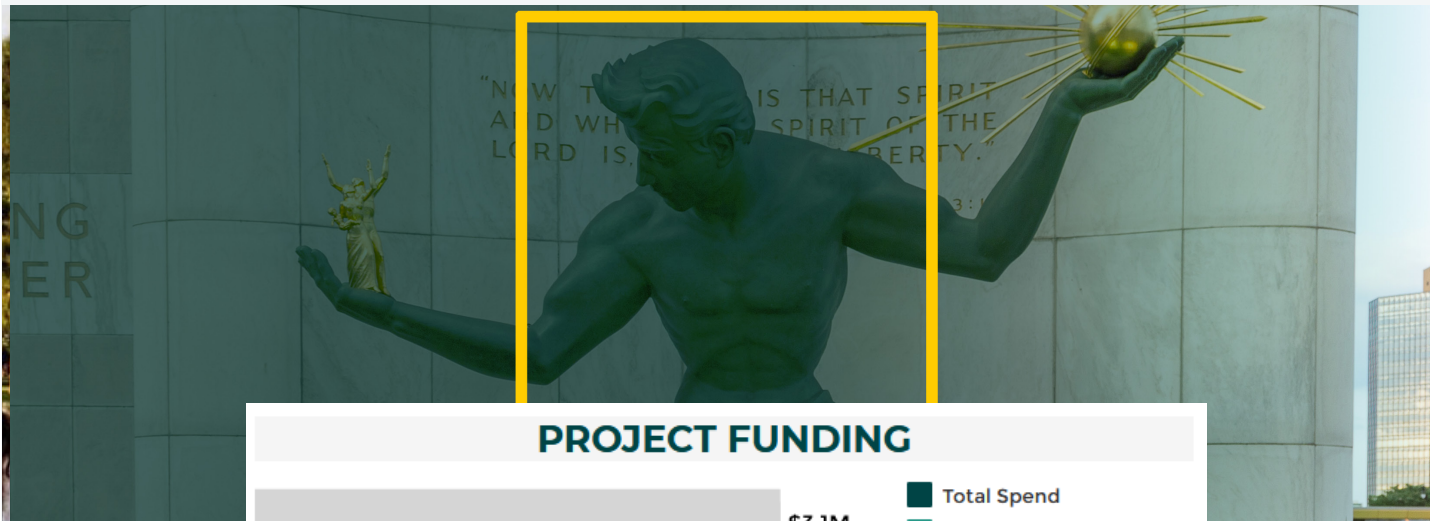


Affordable Housing Development - Minock Park

Project ID: 12.1.223
 AUL Date: 07/26/24
 EC#: 2.15

Project Description:

Coming soon



Total Prog.	Funds Obligated	Total Reqs	Funds Remaining	Total Spend
\$3,061,448	\$0	\$0	\$3,061,448	\$0

Featured Project Metrics

Long Term Goals:

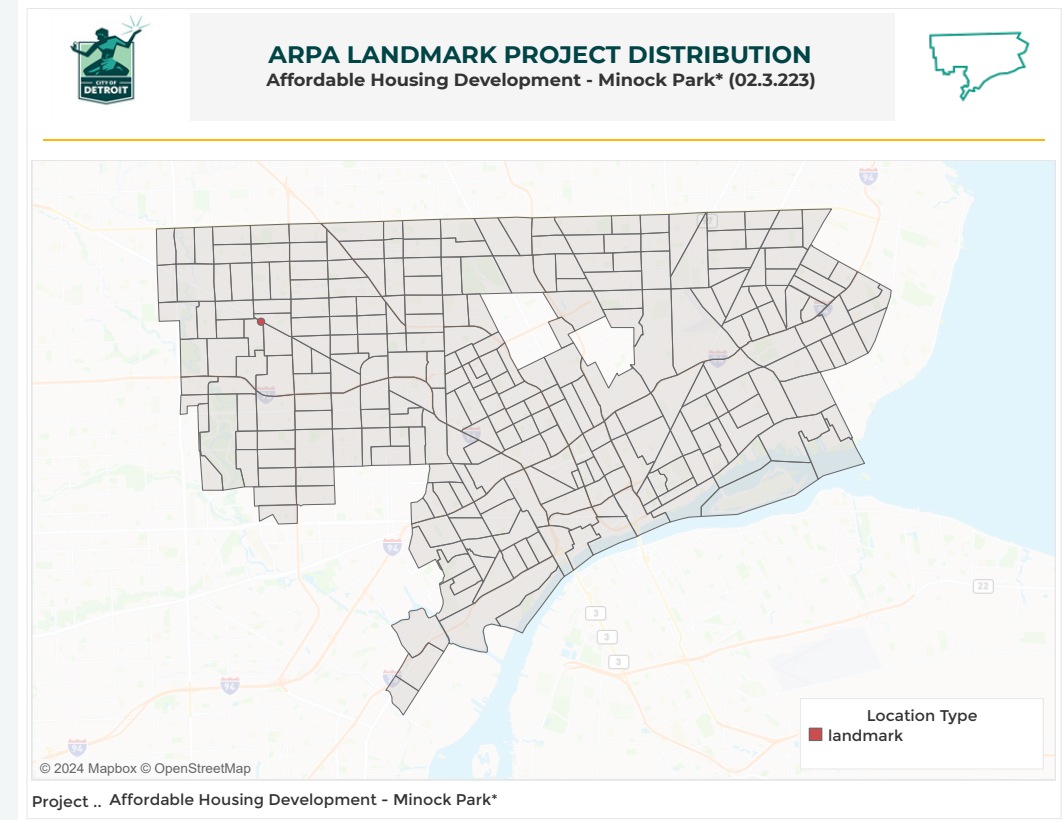
- Affordable housing construction structure to provide affordable housing units inear Minock Park

Outcomes:

- Increase availability of affordable and stable housing
- Acquire funding support to facilitate project construction.

Outputs:

- Output data coming soon

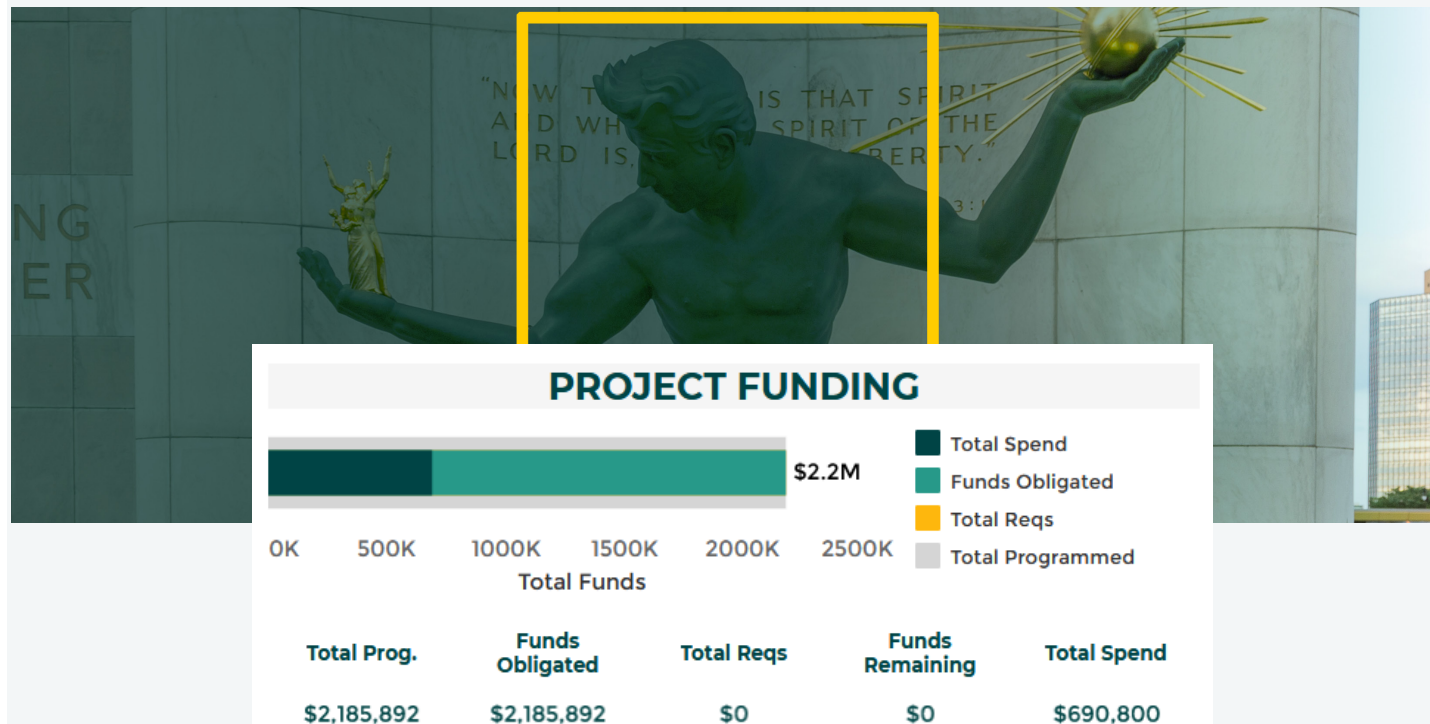


Affordable Housing Development - Orchard Village Apartments

Project ID: 04.1.188
 AUL Date: 11/03/23
 EC#: 2.15

Project Description:

Affordable Housing Development Orchard Village Apartments is a new construction multifamily affordable housing project to be developed and owned by CHN and Detroit Blight Busters. The forty-eight (48) two-bedroom apartment units will be located on Orchard Street, near the intersection of Lahser Road and Grand River Ave. in Detroit's Old Redford neighborhood. Financing for the development will include a combination of proceeds including (i) equity from the sale of Low-Income Housing Tax Credits, (ii) City of Detroit HOME and ARPA Funds, and (iii) long-term permanent debt. The target market will be low to moderate-income households making between 30% and 60% of the Wayne County Area Median Income (AMI).



Featured Project Metrics

Long Term Goals:

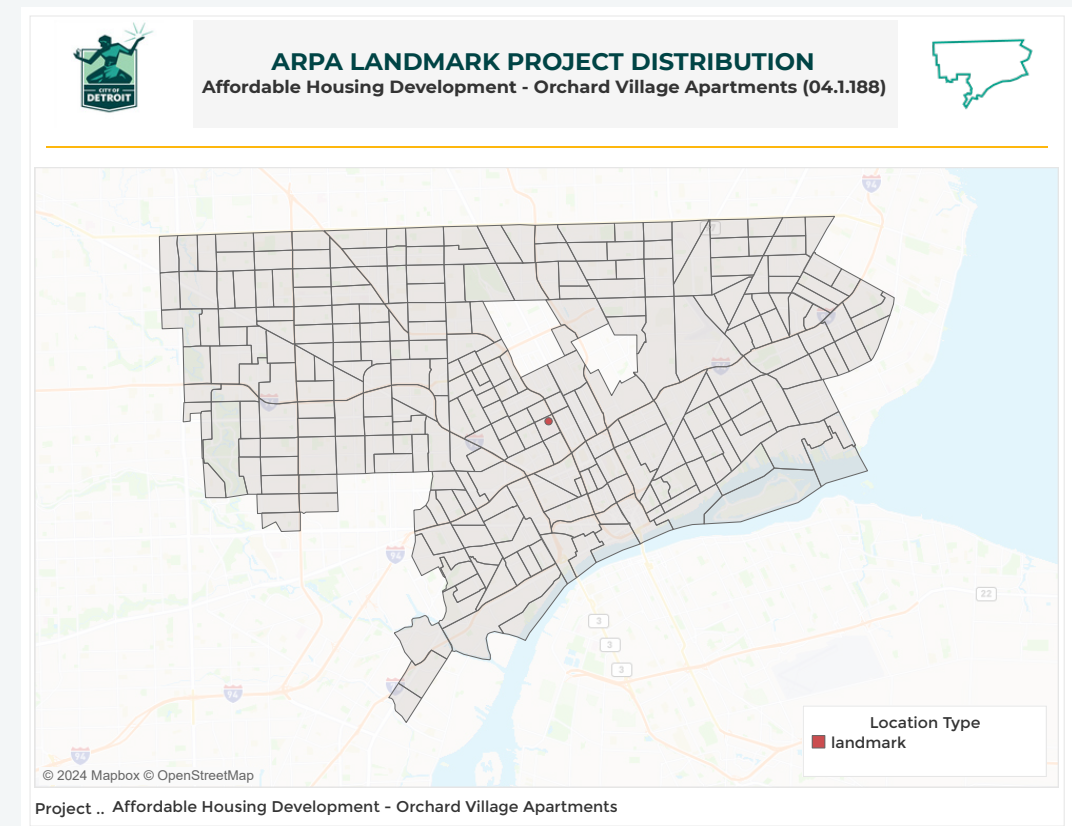
- New construction structure to provide affordable housing units in the Detroit's Old Redford neighborhood

Outcomes:

- Increase availability of affordable and stable housing
- Acquire funding support to facilitate project construction

Outputs:

- Number of completed units occupied by original tenants: **Coming soon**
- Percent of housing construction completed: **47%**
- Number of affordable housing units completed (80% Area Median Income or less): **Coming soon**

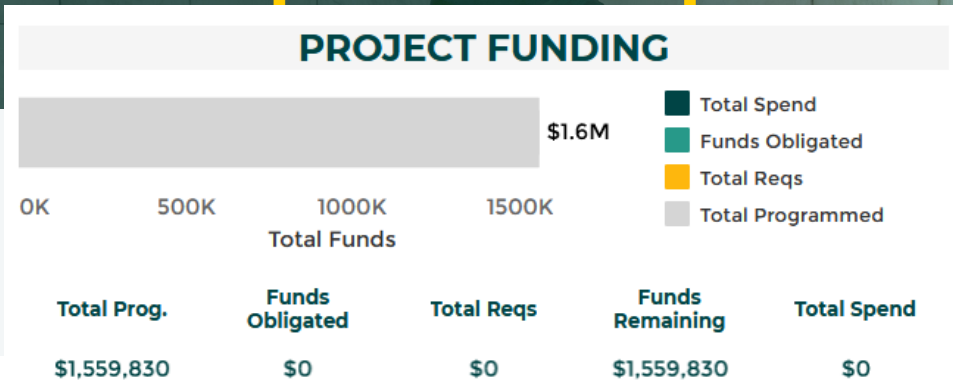
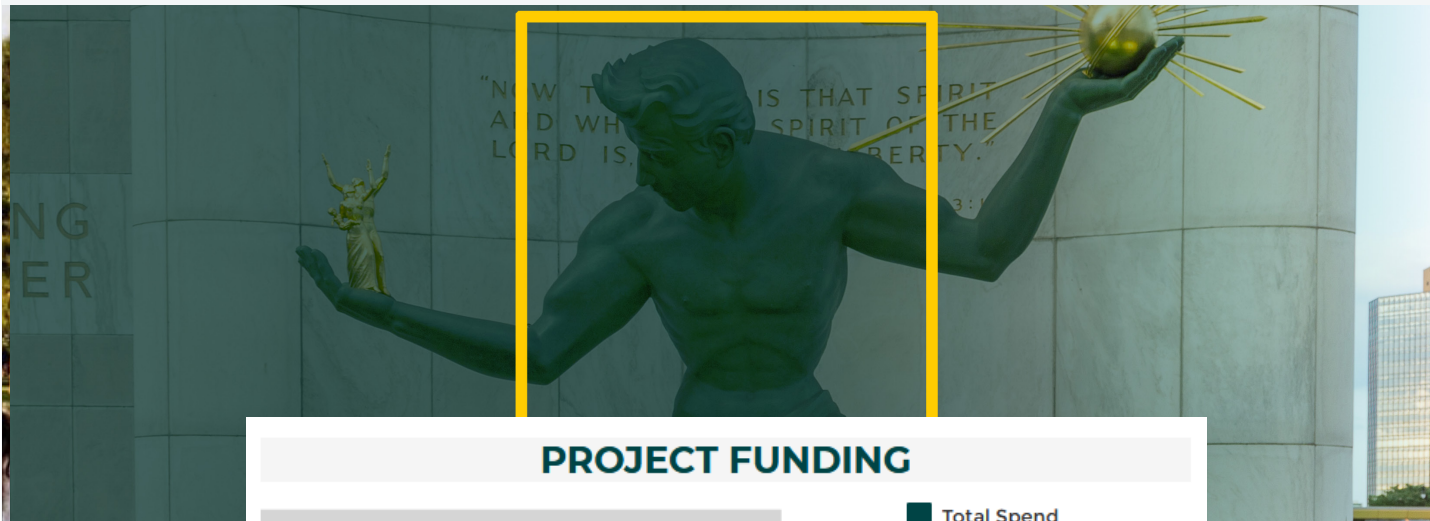


Affordable Housing Development - Preserve on Ash 1

Project ID: 04.1.217
AUL Date: 03/15/24
EC#: 2.15

Project Description:

Coming soon



Featured Project Metrics

Long Term Goals:

- New construction structure to provide affordable housing units in the North Corktown neighborhood

Outcomes:

- Increase availability of affordable and stable housing
- Acquire funding support to facilitate project construction

Outputs:

- Output data coming soon

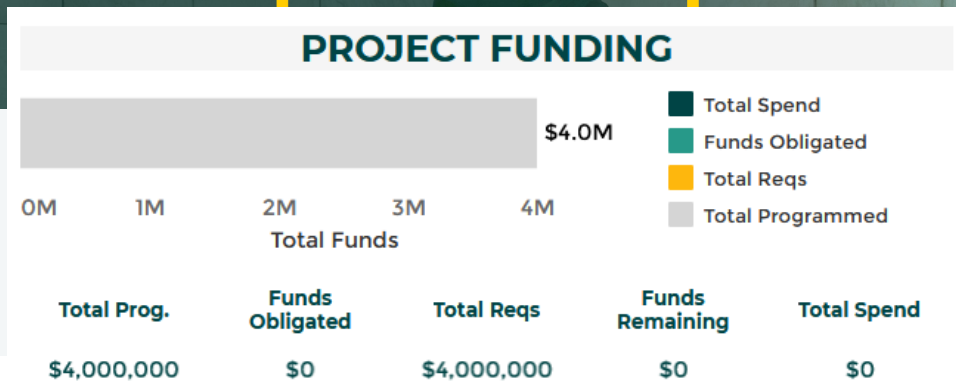
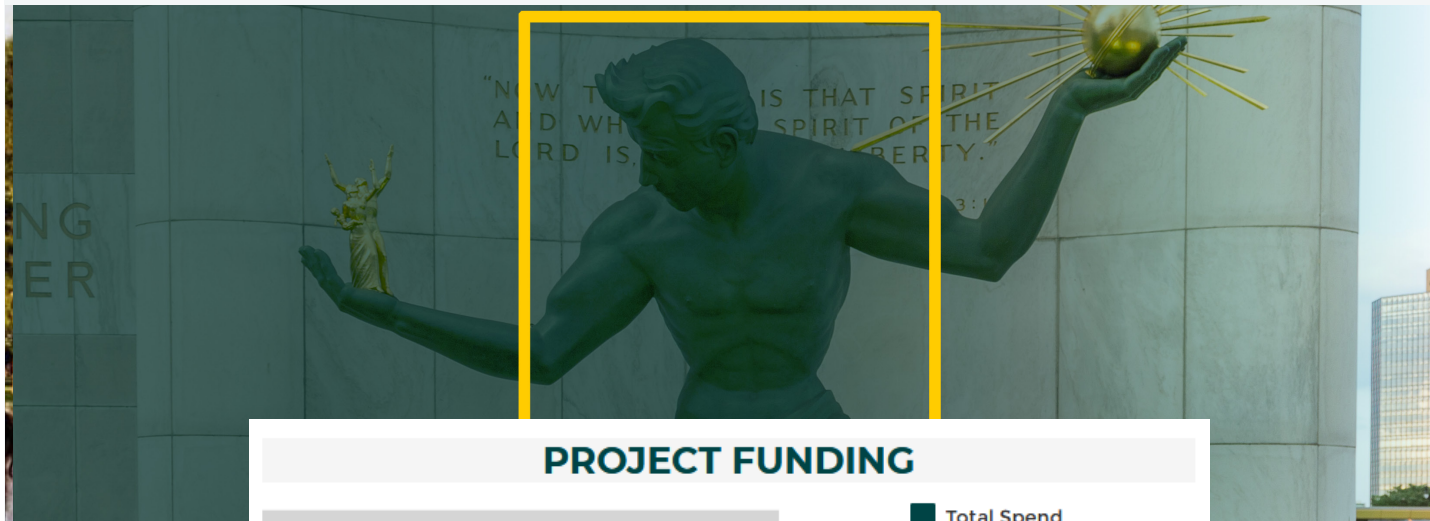


Affordable Housing Development - The Hive on Russell

Project ID: 12.1.214
 AUL Date: 01/30/24
 EC#: 2.15

Project Description:

Coming soon



Featured Project Metrics

Long Term Goals:

- Provide affordable housing on Russell Street

Outcomes:

- Increase availability of affordable and stable housing
- Acquire funding support to facilitate project construction

Outputs:

- Coming soon



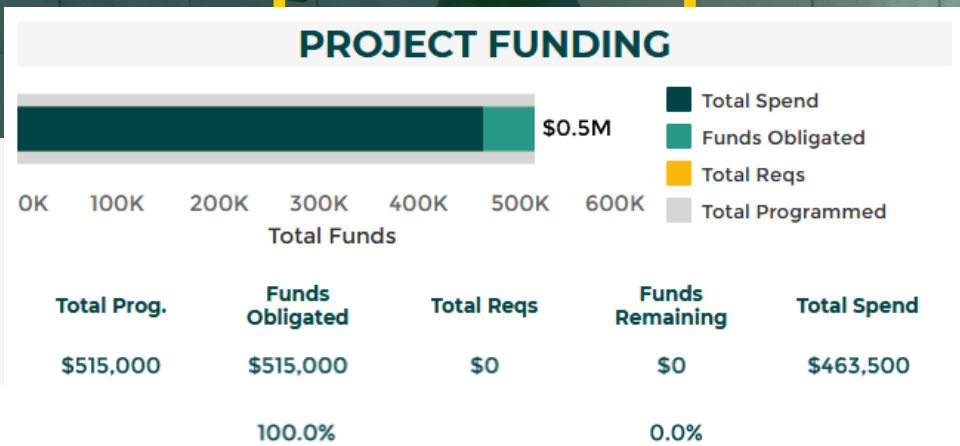
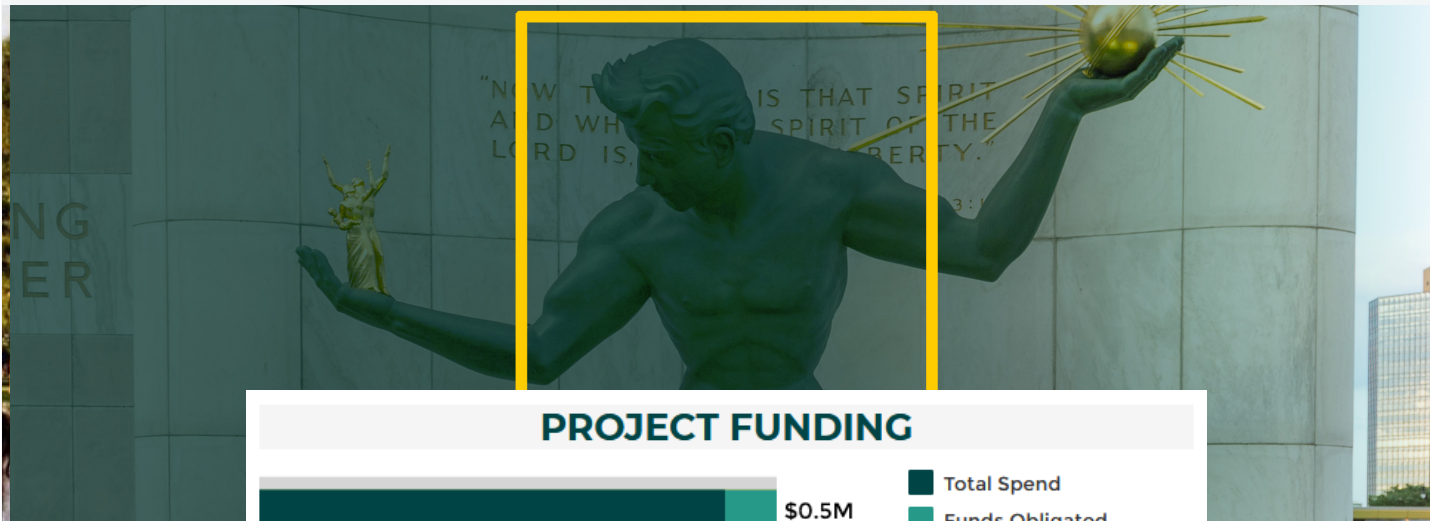
Detroit Free Press

Affordable Housing Development - Van Dyke Village Apartments

Project ID: 12.1.186
AUL Date: 08/15/23
EC#: 2.15

Project Description:

Acquires and rehabilitates the Van Dyke Village Apartments, a 16-unit affordable housing development in Detroit's West Village.



Featured Project Metrics

Long Term Goals:

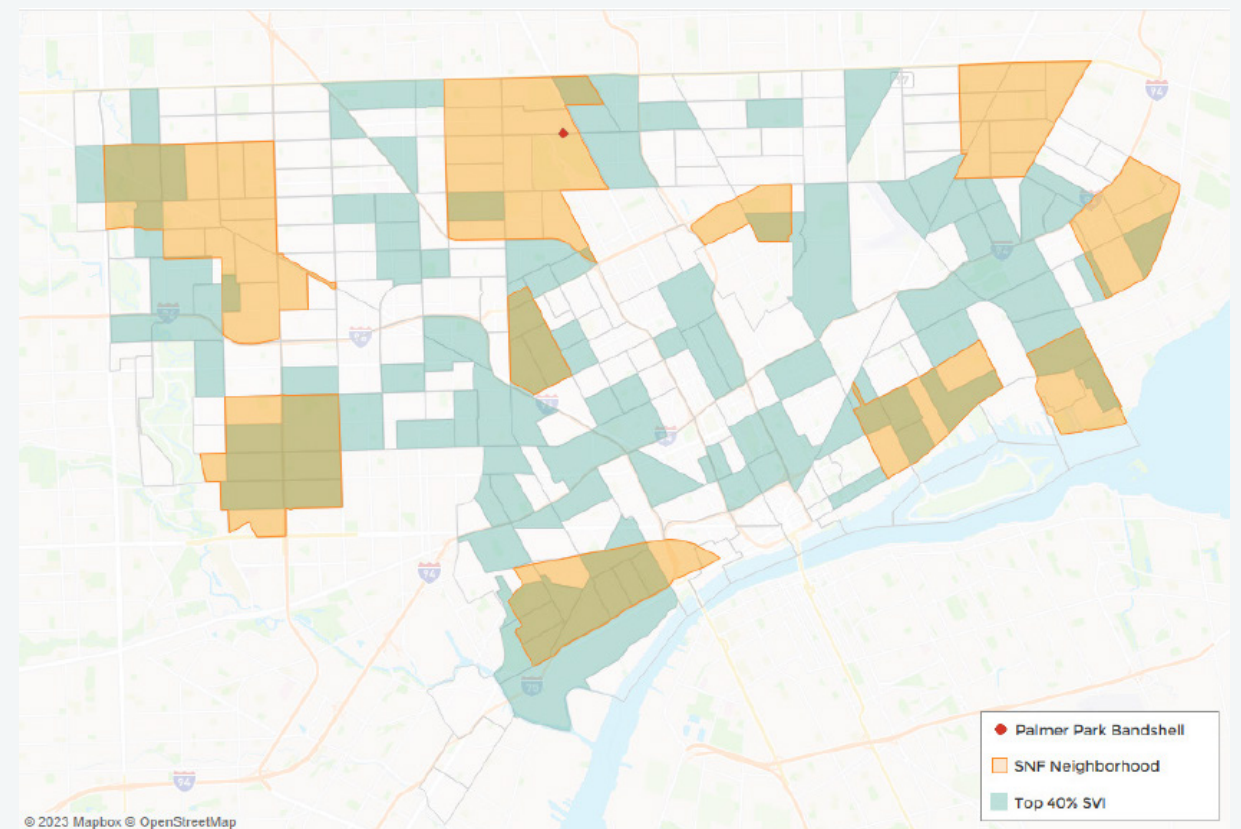
- Rehab of existing structure to provide affordable housing units in the West Village neighborhood

Outcomes:

- Increase availability of affordable and stable housing
- Acquire funding support to facilitate project construction

Outputs:

- Number of completed units occupied by original tenants: **16 tenants**
- Percent of housing construction completed: **67%**
- Number of units occupied at beginning of construction: **16 units**

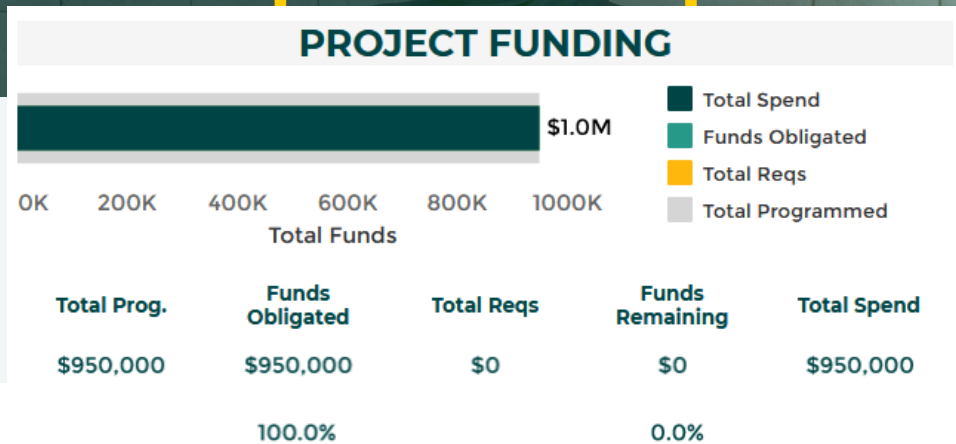
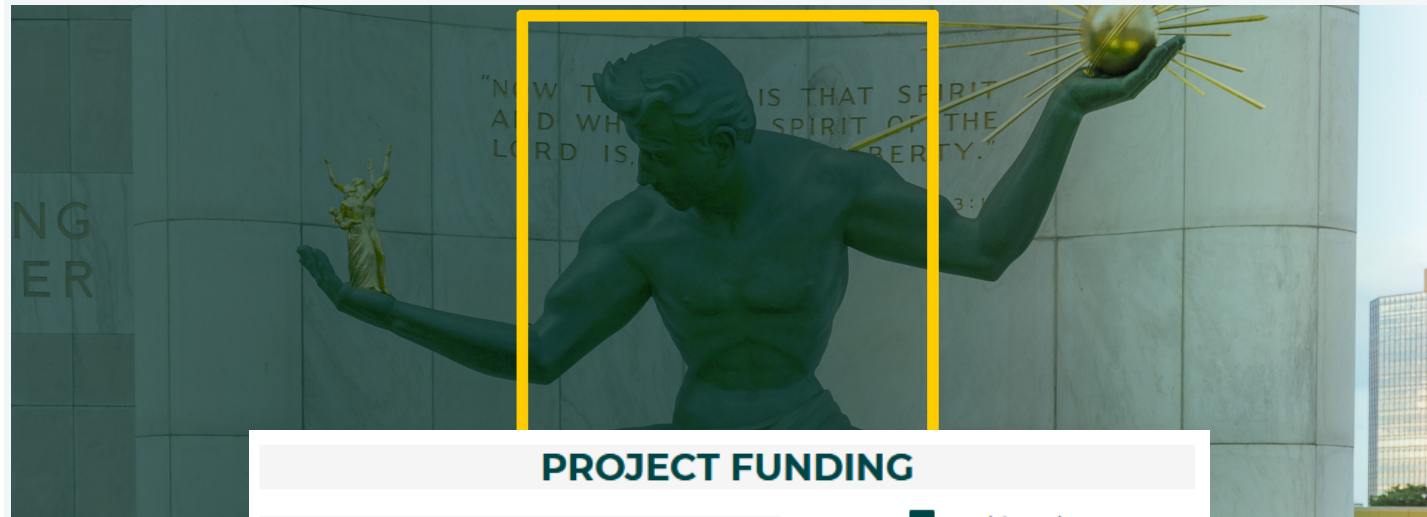


Affordable Housing Development and Preservation - AFG Miller Grove

Project ID: 04.1.177
 AUL Date: 09/11/23
 EC#: 2.15

Project Description:

Affordable Housing Development and Preservation – AFG Miller Grove is a project to support the development of affordable housing by providing funding to fill financing gaps from construction cost increases to allow shovel-ready affordable housing projects to move forward.



Featured Project Metrics

Long Term Goals:

- New construction to provide affordable housing units in the neighborhood Riverdale

Outcomes:

- Increase availability of affordable and stable housing
- Acquire funding support to facilitate project construction

Outputs:

- Non-ARPA dollars leveraged (public): **\$1,800,000.00**
- Non-ARPA dollars leveraged (private): **\$1,943,782.00**
- Number of affordable housing units completed (80% Area Median Income or less): **43 units**



LONDON BONE BAKER ARCHITECTS
 1625 W. CARROLL AVENUE CHICAGO, IL 60612
 P 312.288.3100 F 312.288.3200
 www.londonbonebaker.com

Corner Image

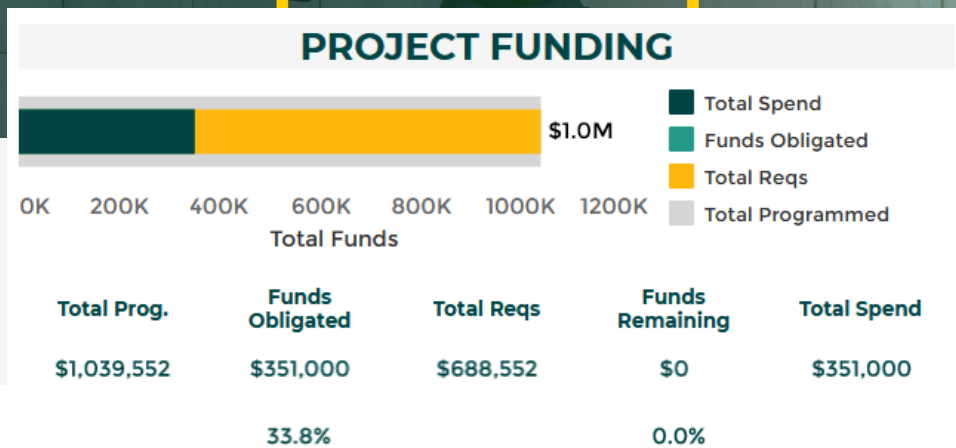
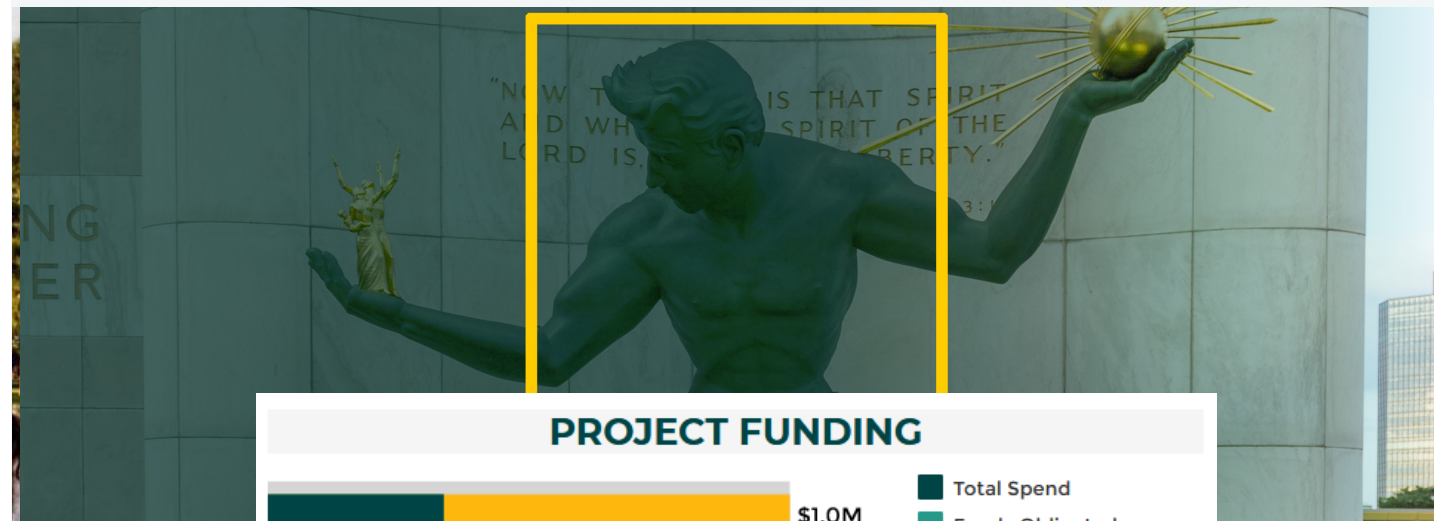
Alternatives for Girls
 Full Circle Communities
 10/27/2020

Affordable Housing Development and Preservation - Grandmont Rosedale Park Collective II - (GRPC II)

Project ID: 04.1.157
 AUL Date: 03/15/23
 EC#: 2.15

Project Description:

Affordable Housing Development and Preservation – Grandmont Rosedale Park Collective II (GRPC II) is a project that provides funding support for the rehabilitation and preservation of an existing vacant apartment complex located at 9710-9730 W. Outer Drive. Once complete, the apartment complex will contain a total of thirty-five (35) units, 5 studio units, 24 one-bedroom units, and 6 two-bedroom units, between two buildings in the Rosedale Park Historic District. Of the 35 units, 33 units will be targeted at 60% AMI, and the remaining 2 units will be targeted at 50% AMI.



Featured Project Metrics

Long Term Goals:

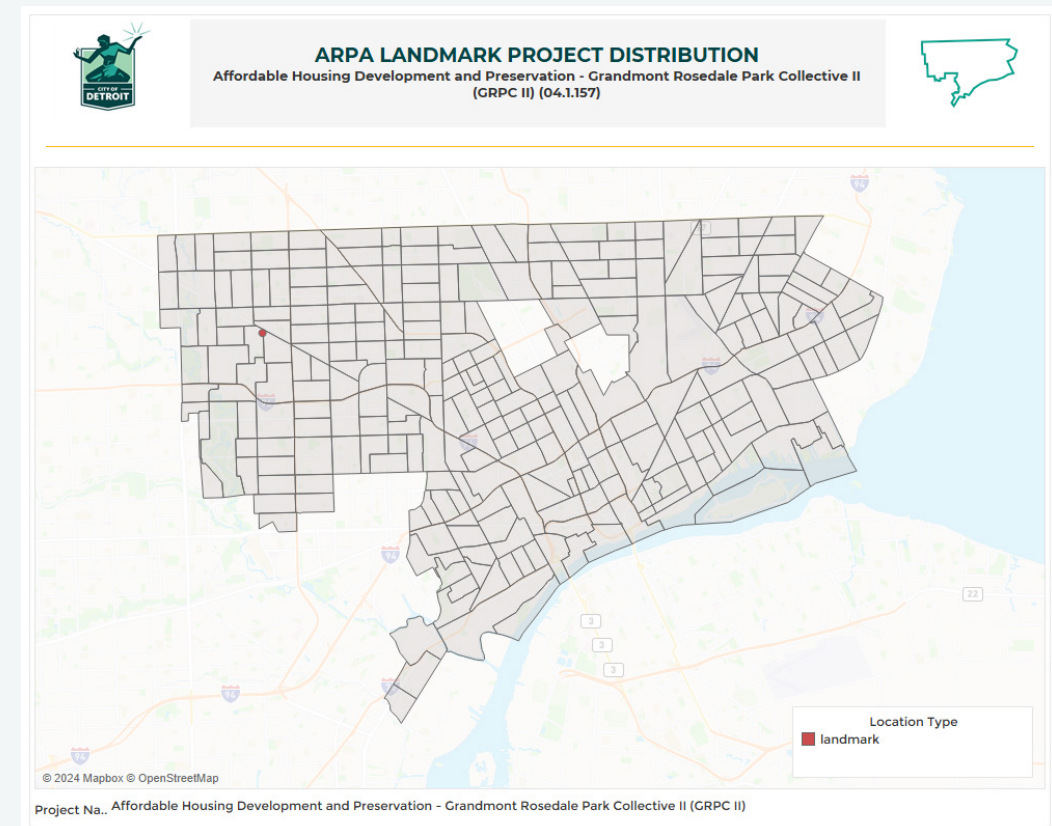
- Rehab of existing structure to provide affordable housing units in the Grandmont Rosedale neighborhood

Outcomes:

- Increase availability of affordable and stable housing
- Acquire funding support to facilitate project construction

Outputs:

- Number of completed units occupied by original tenants: **Coming soon**
- Number of affordable housing units completed (80% Area Median Income or less): **Coming soon**
- Percent of housing construction completed: **76.3%**

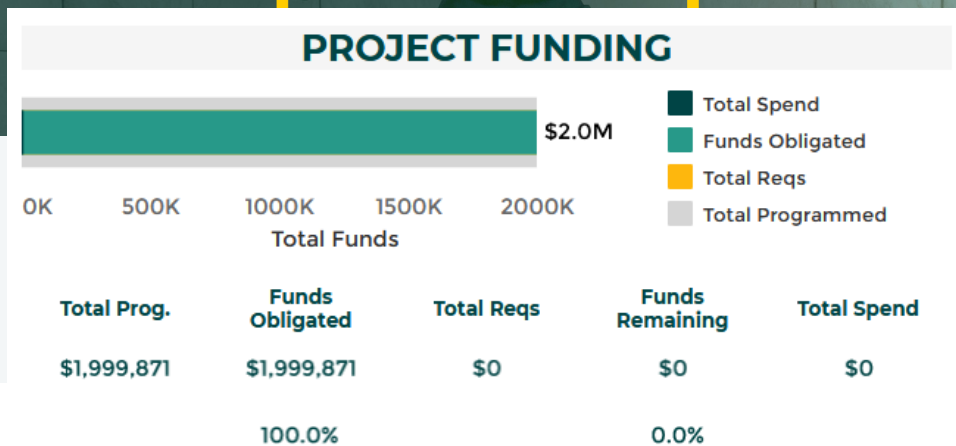
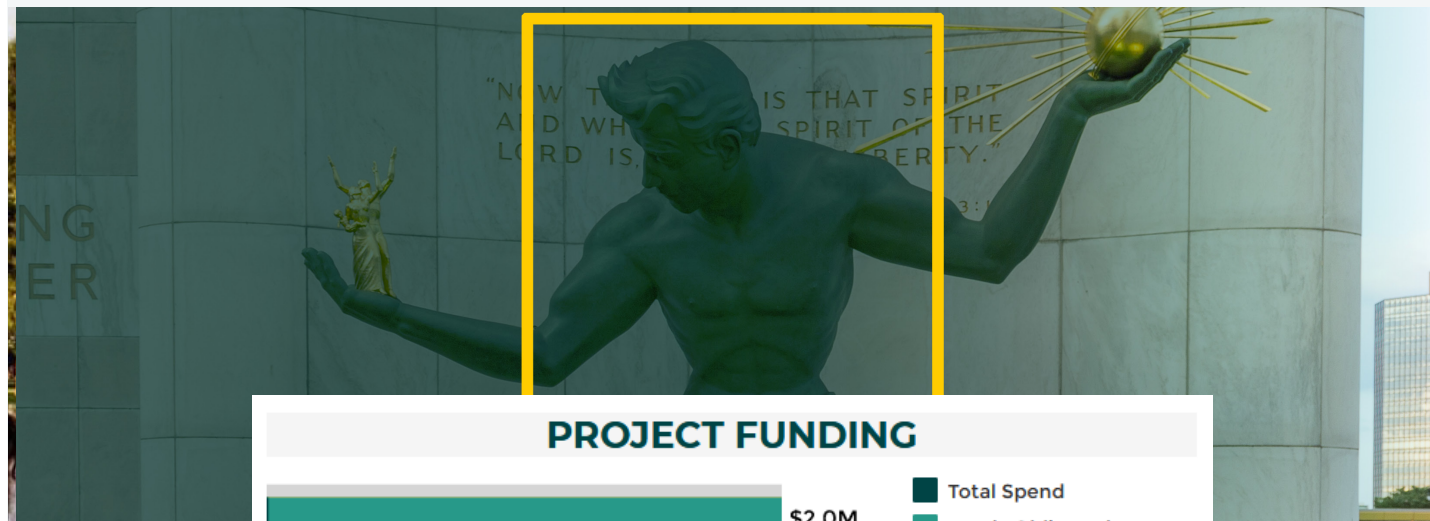


Affordable Housing Development and Preservation - Merrill Place II

Project ID: 12.1.156
AUL Date: 09/15/23
EC#: 2.15

Project Description:

Affordable Housing Development and Preservation - Merrill Place II is a project that provides funding support for the new construction of a mixed-income, multi-family housing development located within the New Center and Midtown areas. The building will have 27 units for mixed-income and multi-families. The project will include three elevated levels of residential units located above an on-grade parking deck with 30 spaces and will include a 3000 square foot roof top terrace. There will be fourteen (14) units of affordable housing (2 – 50% AMI, 12 – 60% AMI), the remaining 13 units will be Market Rate units.



Featured Project Metrics

Long Term Goals:

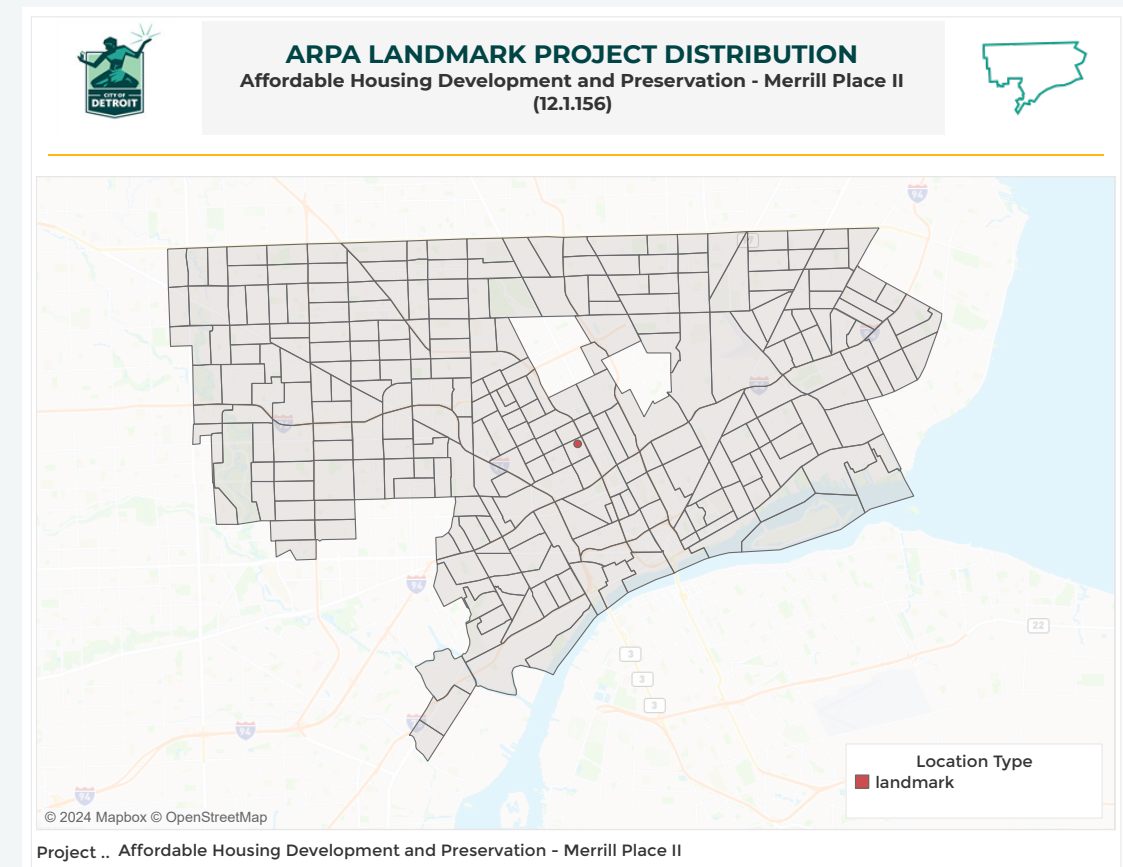
- New construction to provide affordable housing units in the Virginia Park neighborhood

Outcomes:

- Increase availability of affordable and stable housing
- Acquire funding support to facilitate project construction

Outputs:

- Non-ARPA dollars leveraged (public): **\$6,040,418.00**
- Non-ARPA dollars leveraged (private): **\$3,965,768.00**
- Number of affordable housing units completed (80% Area Median Income or less): **Coming soon**

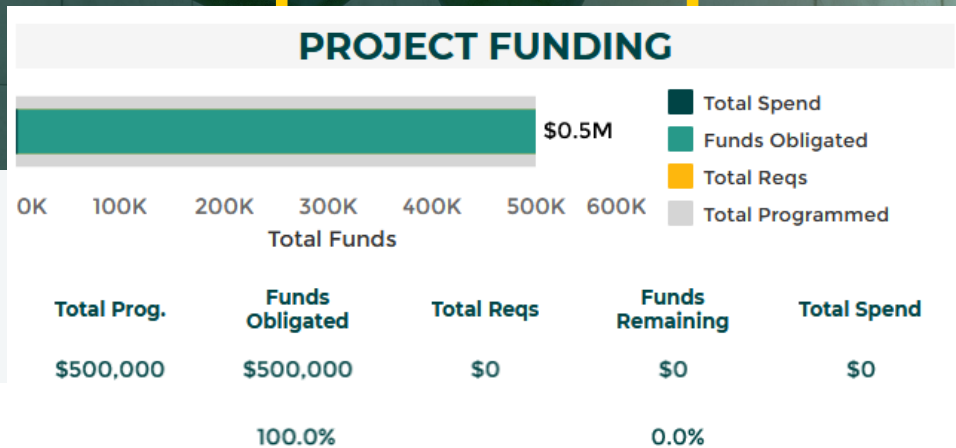
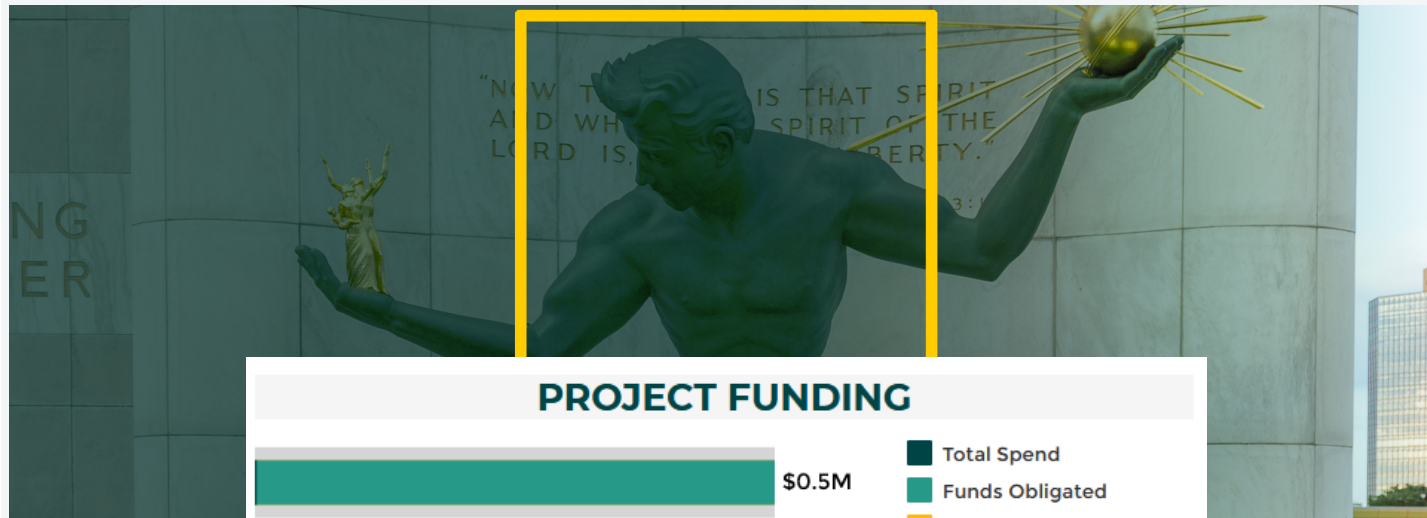


Affordable Housing Development and Preservation - MLK on 2nd

Project ID: 04.1.155
 AUL Date: 01/31/23
 EC#: 2.15

Project Description:

Affordable Housing Development and Preservation – MLK on 2nd is a project that provides funding support for the new construction of a mixed-use building located at 3515 Second Ave., at the northwest corner of Martin Luther King in the Cass Corridor. The building will have 787 square feet of retail space on the ground floor and three floors of 1-bedroom apartments. Of the 33 Units, 16 will be targeted at 60% AMI, 12 units at 40% AMI, and 5 units at 30% AMI, and 5 will have Detroit Housing Commission Project Based Vouchers.



Featured Project Metrics

Long Term Goals:

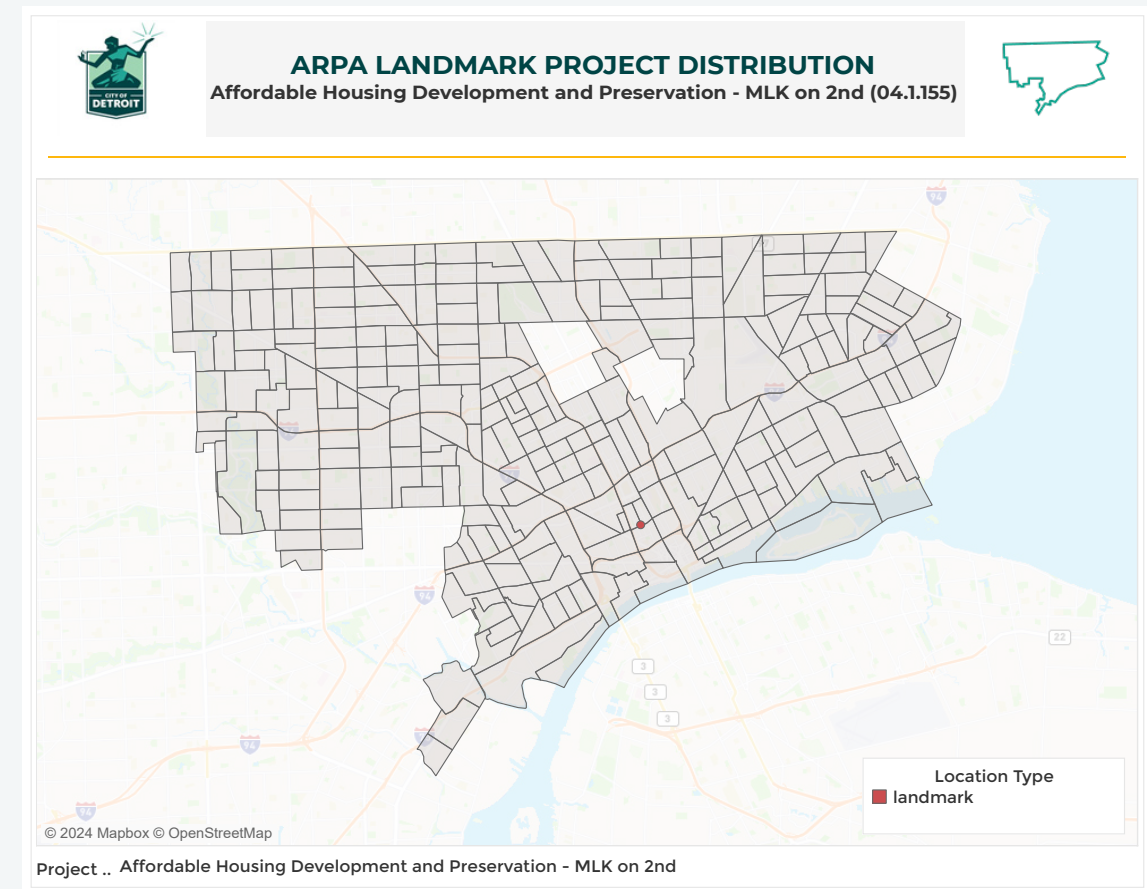
- New construction to provide affordable housing units in the Midtown Detroit Area

Outcomes:

- Increase availability of affordable and stable housing
- Acquire funding support to facilitate project construction

Outputs:

- Non-ARPA dollars leveraged (public): \$1,759,079.00
- Non-ARPA dollars leveraged (private): \$7,312,879.00
- Percent of housing construction completed: **85%**

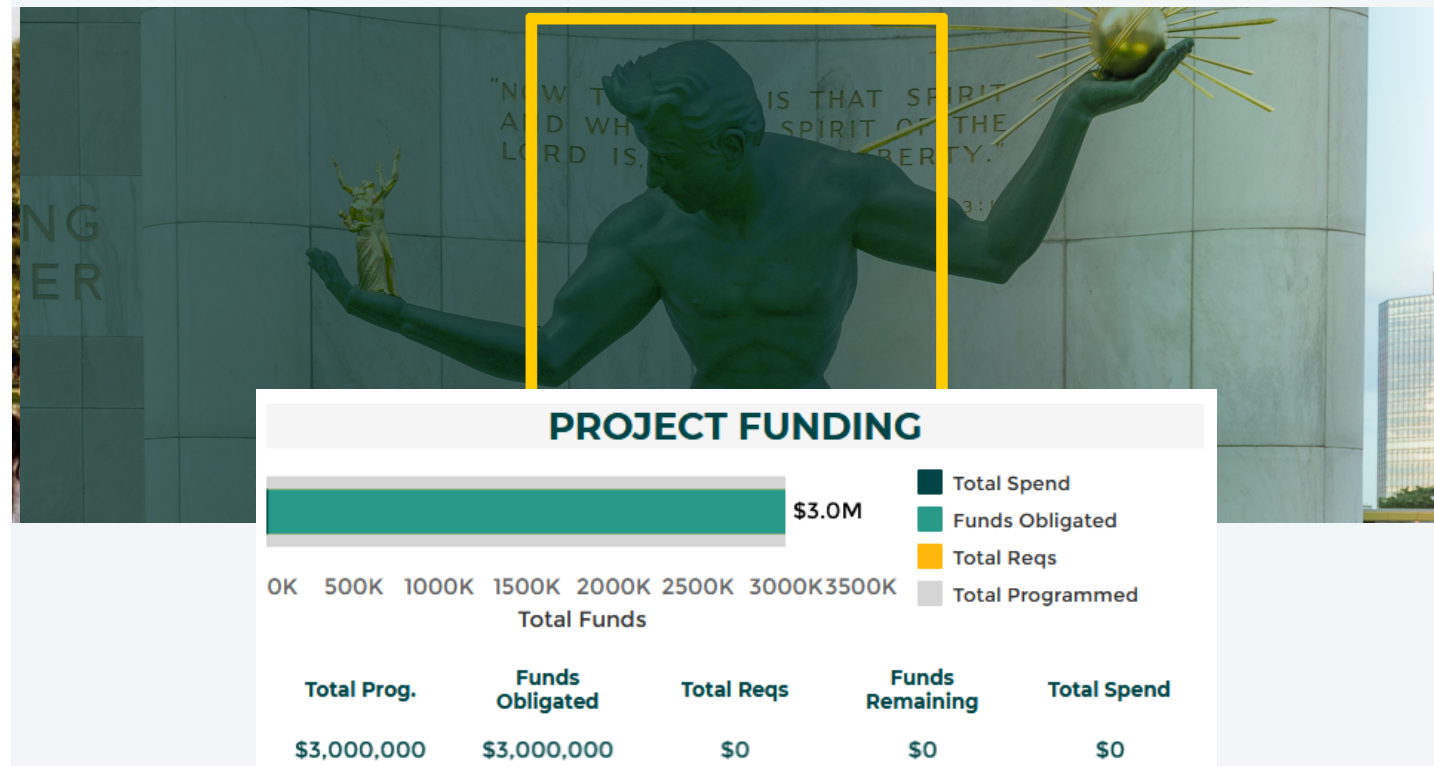


Affordable Housing Development and Preservation - OSI Art Apartments

Project ID: 04.1.154
 AUL Date: 12/11/23
 EC#: 2.15

Project Description:

Affordable Housing Development Osi Art Apartments is a new construction mixed-use development located at 3820 West Grand River in the West End Gallery District. The five-story, single building contains a total of thirty (30) affordable housing units and 6,536 SF of leasable commercial space. Project is complete.



Featured Project Metrics

Long Term Goals:

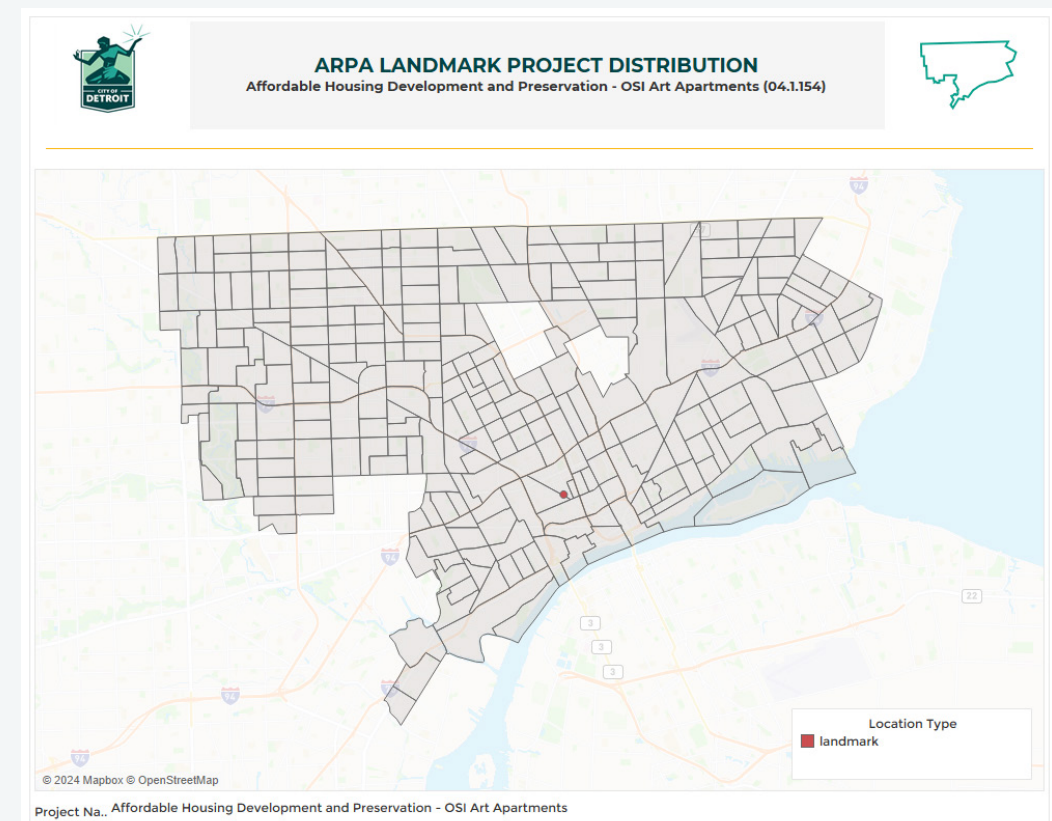
- New construction structure to provide affordable housing units in the West End Gallery District.

Outcomes:

- Increase availability of affordable and stable housing
- Acquire funding support to facilitate project construction

Outputs:

- Number of affordable housing units completed (80% Area Median Income or less): **Coming soon**
- Number of Permanent Supportive Housing units: **Coming soon**
- Percent of housing construction completed: 65%

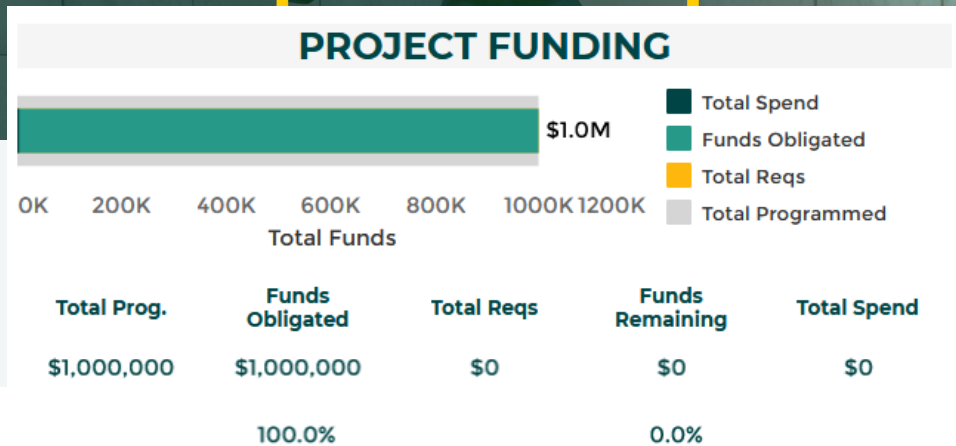
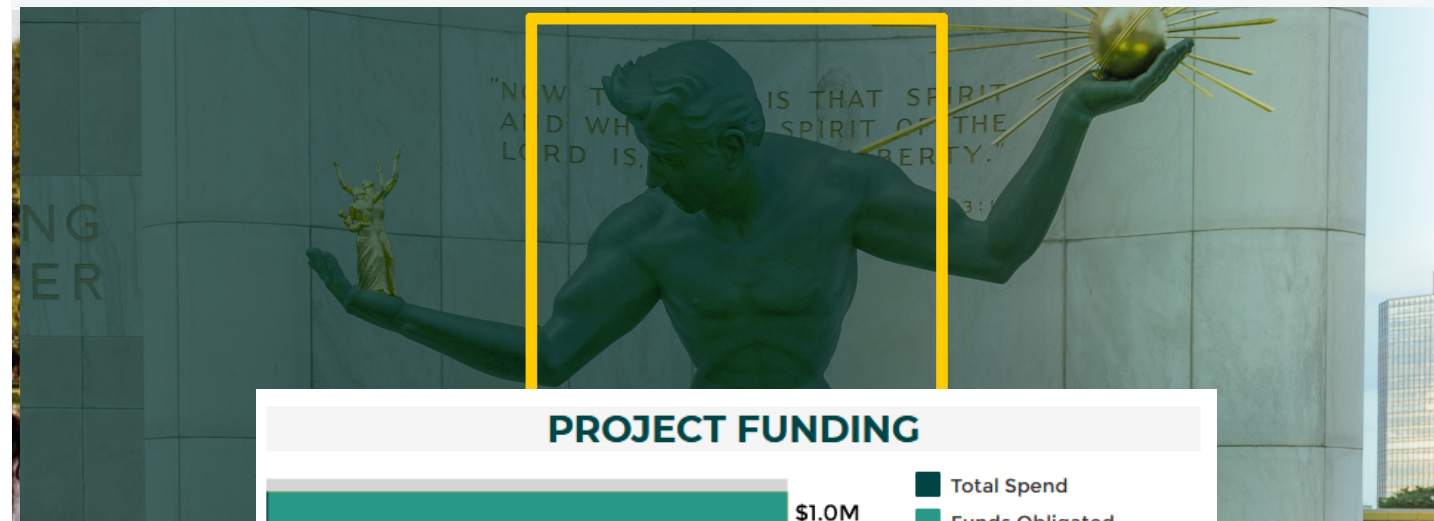


Affordable Housing Development and Preservation - The Anchor at Mariners Inn

Project ID: 04.1.165
 AUL Date: 03/08/23
 EC#: 2.15

Project Description:

Affordable Housing Development and Preservation – The Anchor at Mariners Inn is a project that provides funding support for the new construction of the Anchor at Mariners Inn located at 445 Ledyard Street, in Midtown. The mixed-use Permanent Supportive Housing (PSH) project will have 44 all affordable units. The development will also consist of 40 short-term, single-room occupancy (SRO) Recovery Housing units, white-boxed commercial space, and a parking lot. Of the 44 Units, 8 will be targeted at 50% AMI, and 36 units at 60% AMI, and all 44 will have Section 8 Project Based Vouchers (PBVs) from Michigan State Housing Development Authority (MSHDA)



Featured Project Metrics

Long Term Goals:

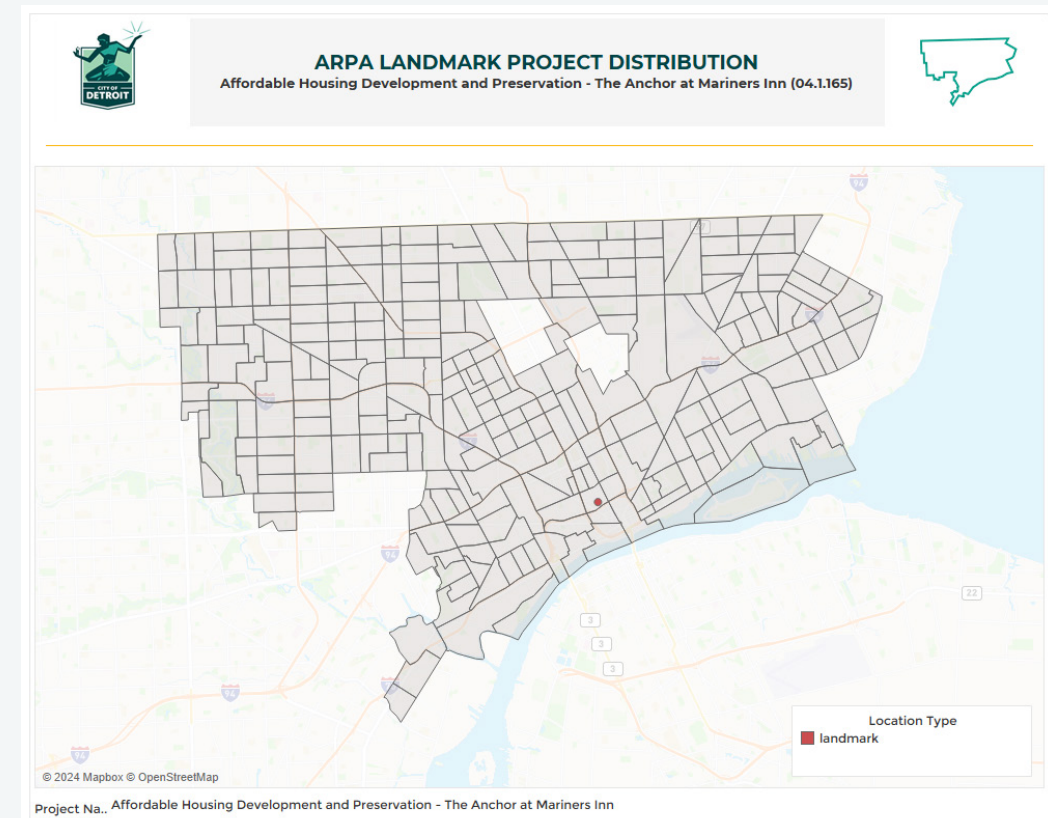
- PSH New Construction to provide affordable housing units in the Midtown Area

Outcomes:

- Increase availability of affordable and stable housing
- Acquire funding support to facilitate project construction

Outputs:

- Percent of housing construction completed: **53%**
- Non-ARPA dollars leveraged (private): **\$4,998,700.00**
- Number of Permanent Supportive Housing units: **44 units**



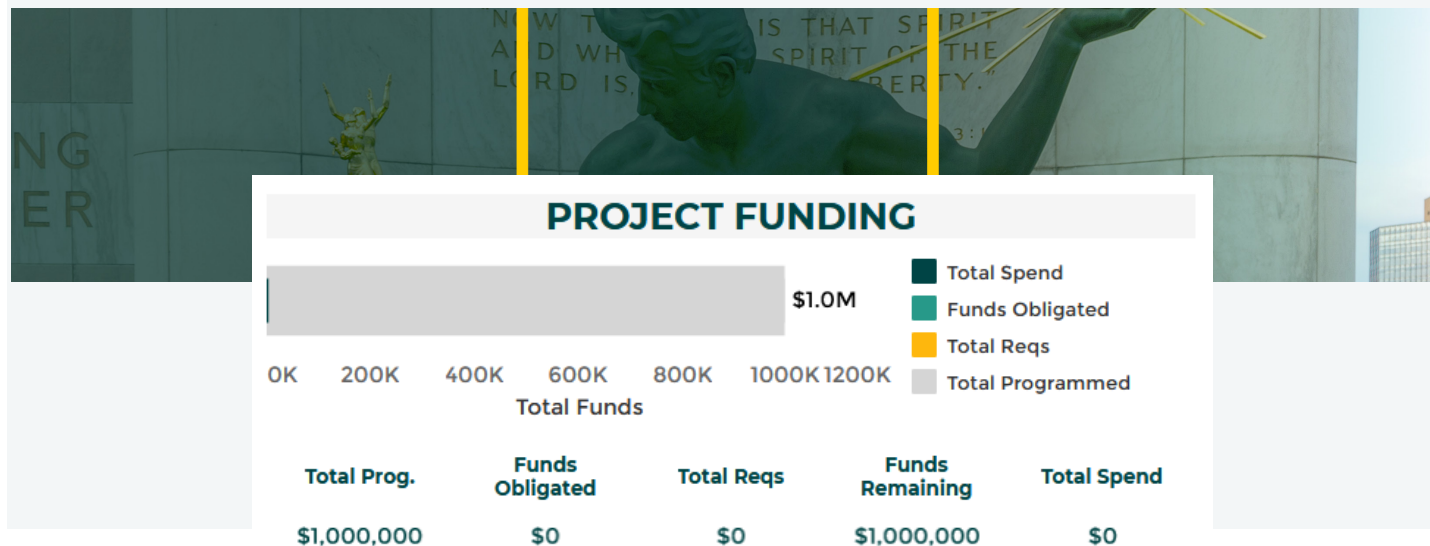
Asset Protection Program

Project ID: 12.1.187
AUL Date: 08/29/23
EC#: 2.18

Project Description:

The Asset Protection Program is an experienced legal aid service provider Detroit homeowners will be offered free estate planning services such as the preparation wills, lady bird deeds, power of attorney, etc. In 2022, Councilmember Scott Benson created the Wealth Generation Task Force with the goal of building a strong middle class in Detroit. Through the committee meetings, it became clear there was a need to ensure Detroit residents have clear title/deed to their homes. Individuals who live in generational homes that lack clear title face issues including access to home insurance, home repair programs, or lines of credit. The City wants to help residents preserve equity in their homes and ensure proper transfer of title, which in turn will bolster neighborhoods and the City generally.

The Asset Protection Program was developed to preventatively address this issue by offering free estate planning services such as the preparation wills, lady bird deeds, power of attorney, etc. to Detroit homeowners. This will ensure the efficient and legal passage of homes and estates to the appropriate heirs to continue to build generational wealth Detroit's families.



Featured Project Metrics

Long Term Goals:

- Promote homeownership and generational wealth through remediating the loss of family assets

Outcomes:

- Provide legal services to low-income households for estate planning, title clearance and/or property ownership transfer.
- Form relations and interact with other organizations and City departments that provide services

Outputs:

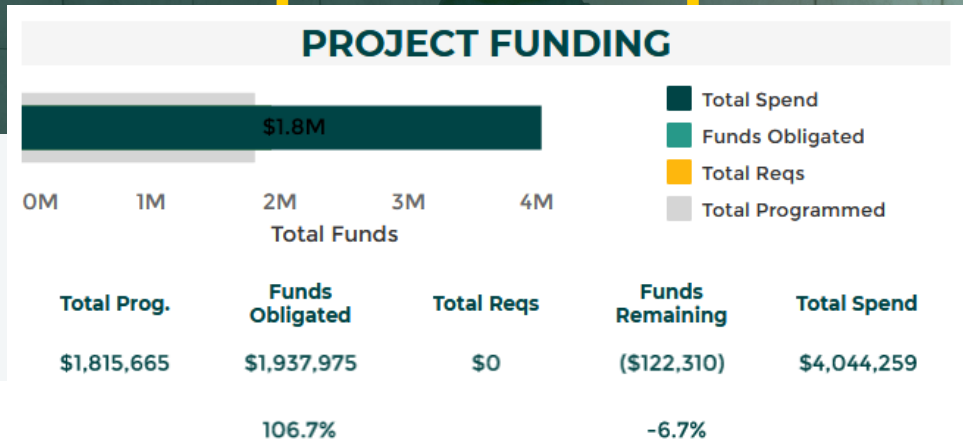
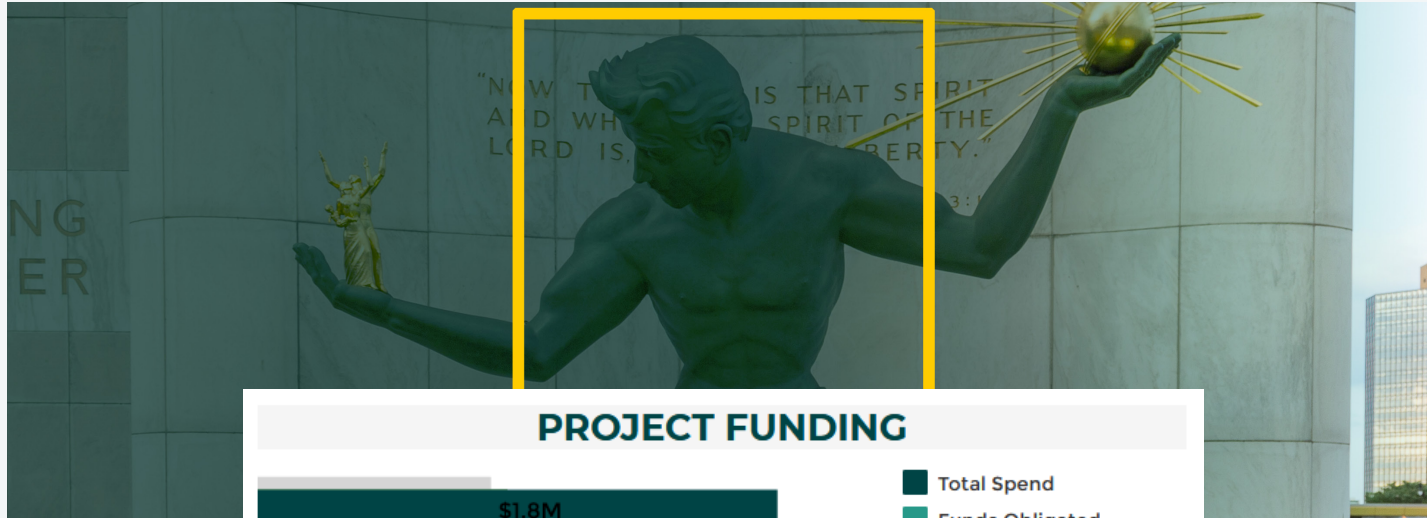
- Number of cases that received satisfactory results: **Coming soon**
- Number of attendees to estate planning workshops: **32 attendees**
- Number of participants who did not complete the program: **Coming soon**

Basement Backup Protection Program

Project ID: 12.3.084
 AUL Date: 12/29/21
 EC#: 6.01

Project Description:

Basement Backup Protection Program is an initiative to assist residential homeowners in protecting their property during rainstorms by installing a backwater valve and/or sump pump to reduce flooding. The program is targeting homeowner occupants and landlords in 11 identified neighborhoods.



Featured Project Metrics

Long Term Goals:

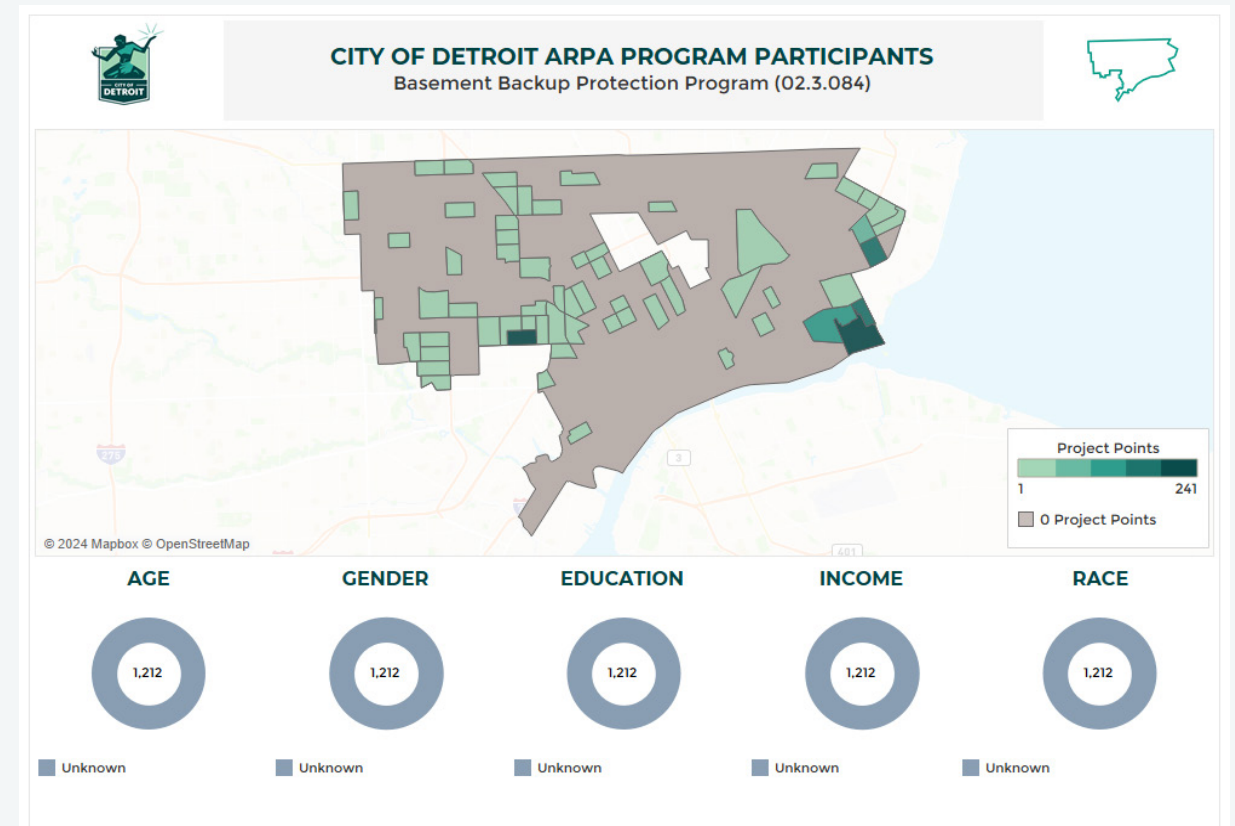
- Enhance Neighborhood Investment and Improve Public Health and Welfare.

Outcomes:

- Reduces health hazards, property/personal belongings damage, in residential basements and reduce strain on City sewer system.
- Inform applicants of issues in their plumbing system
- During extreme rain events, water in basement concerns will be significantly reduced when sewer mains are overwhelmed with storm water

Outputs:

- Number of installations completed: **278 installations**
- Number of homes to sign-up for the program (applications; renters/homeowners/landlords): **421 installations**
- Number of backwater valve installations: **157 installations**

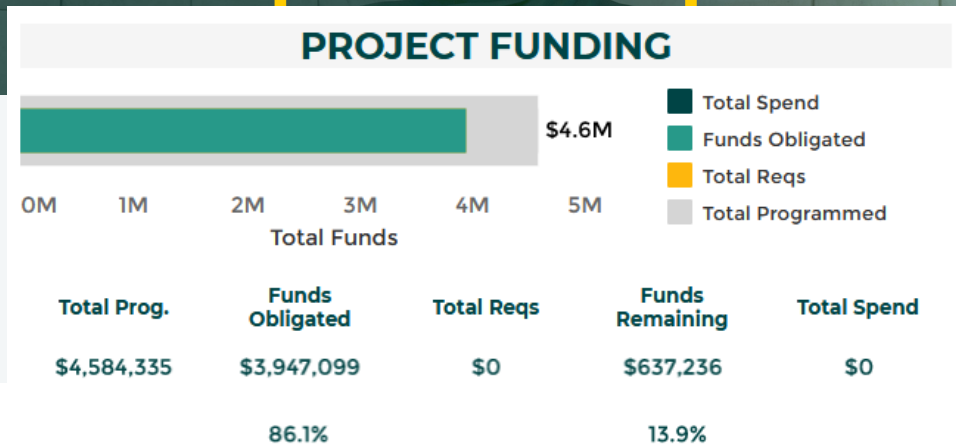
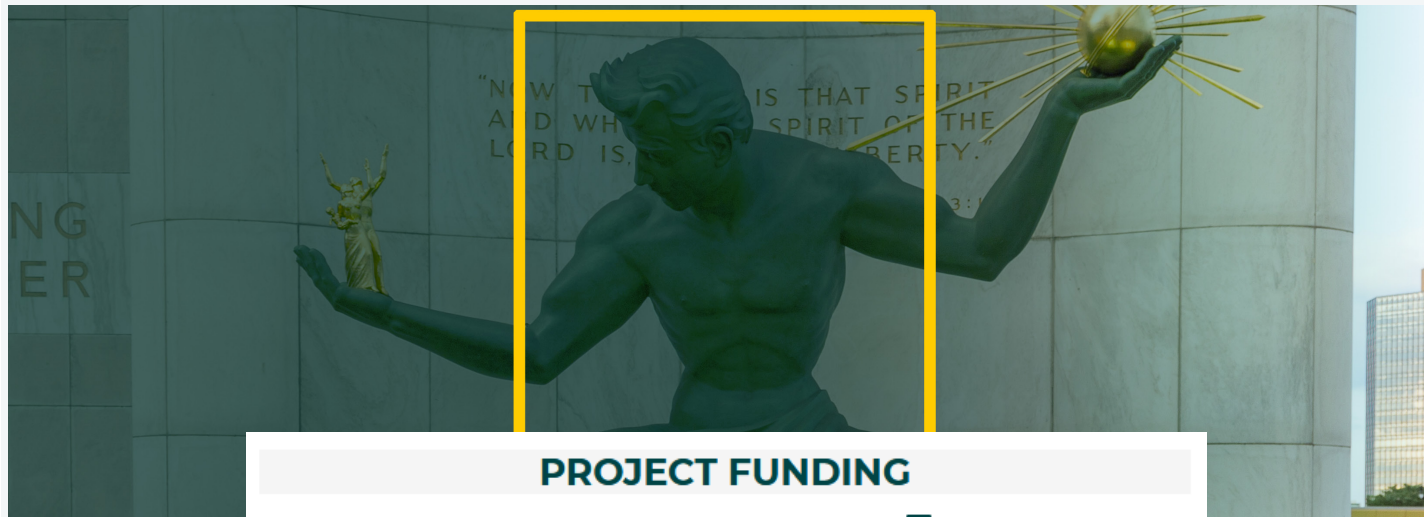


Basement Backup Protection Program - Phase II

Project ID: 02.3.084
AUL Date: 03/24/23
EC#: 2.15

Project Description:

Basement Backup Protection – Phase II is a program to help alleviate basement flooding in two targeted floodplain neighborhoods, Victoria Park and Aviation (D4 and D7). The program will be funded through a partial subsidy, with the City covering 80% of the installation cost up to \$6,000 per home.



Featured Project Metrics

Long Term Goals:

- Enhance Neighborhood Investment and Improve Public Health and Welfare.

Outcomes:

- Reduces health hazards, property/personal belongings damage, in residential basements and reduce strain on City sewer system.
- Inform applicants of issues in their plumbing system
- During extreme rain events, water in basement concerns will be significantly reduced when sewer mains are overwhelmed with storm water.

Outputs:

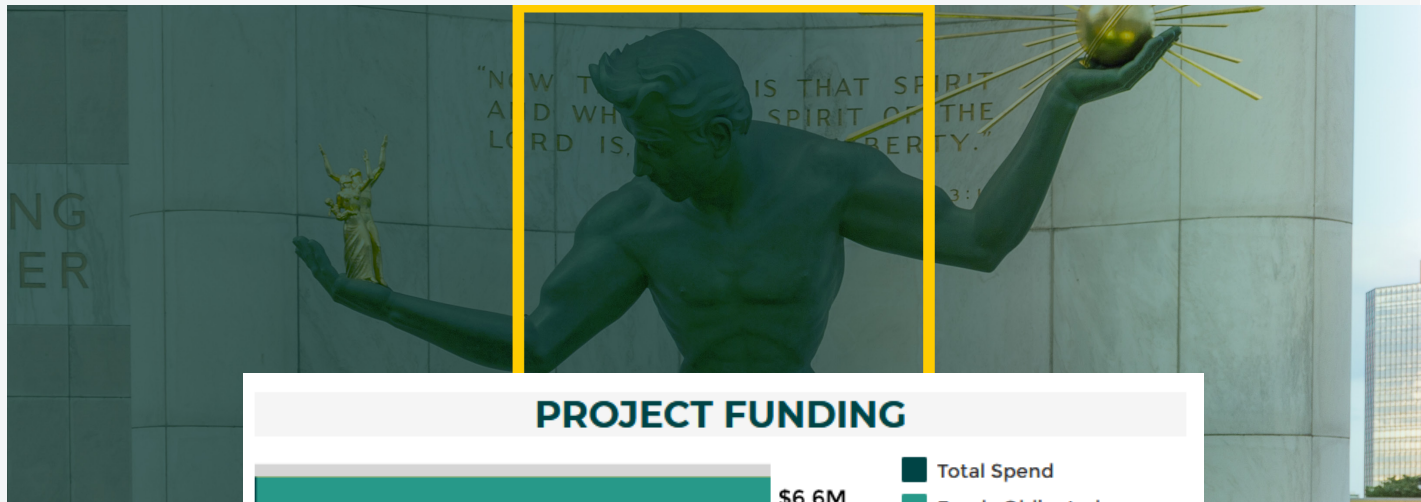
- Number of installations completed: **13**
- Number of homes to sign-up for the program (applications; renters/homeowners/landlords): **320**
- Number of backwater valve installations: **320**

CDO Home Repair Program

Project ID: 05.1.075
AUL Date: 12/17/21
EC#: 2.18

Project Description:

CDO Home Repair Program awards up to \$10,000 in grants through the Homeowner Repair Assistance program (HRA) to low-income residents for home repairs to help meet HUD property standards of safe, sanitary, and decent housing or contribute to the weatherization of the home. The HRA program works within the Detroit Housing Network, APRA Project – Housing Resource Navigation to identify clients, complete scopes of work for home repairs, and manage the construction process. In addition to financial assistance towards home repair, the proposed program offers certified housing counseling (also located at the Detroit Housing Network) to enroll residents in additional support programs for which they qualify.



Total Prog.	Funds Obligated	Total Reqs	Funds Remaining	Total Spend
\$6,625,000	\$6,625,000	\$0	\$0	\$0
	100.0%		0.0%	

Featured Project Metrics

Long Term Goals:

- Neighborhood stabilization; and sustain homeownership.
- Restore/strengthen neighborhoods by reducing abandonment and demolition of properties.

Outcomes:

- Increase neighborhood stabilization through funding home repair programs focused on health and safety hazards, increasing aid to residents with low/moderate income unable to support a debt payment.
- Build capacity of community organizations to administer home repair programs.

Outputs:

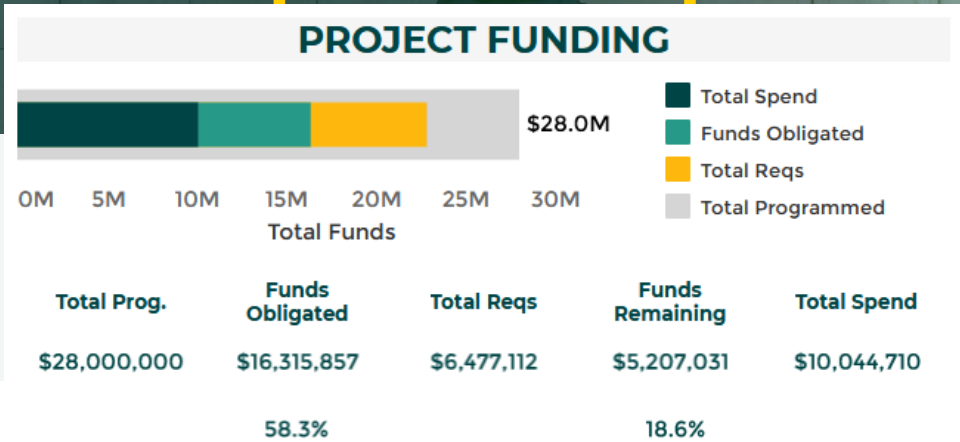
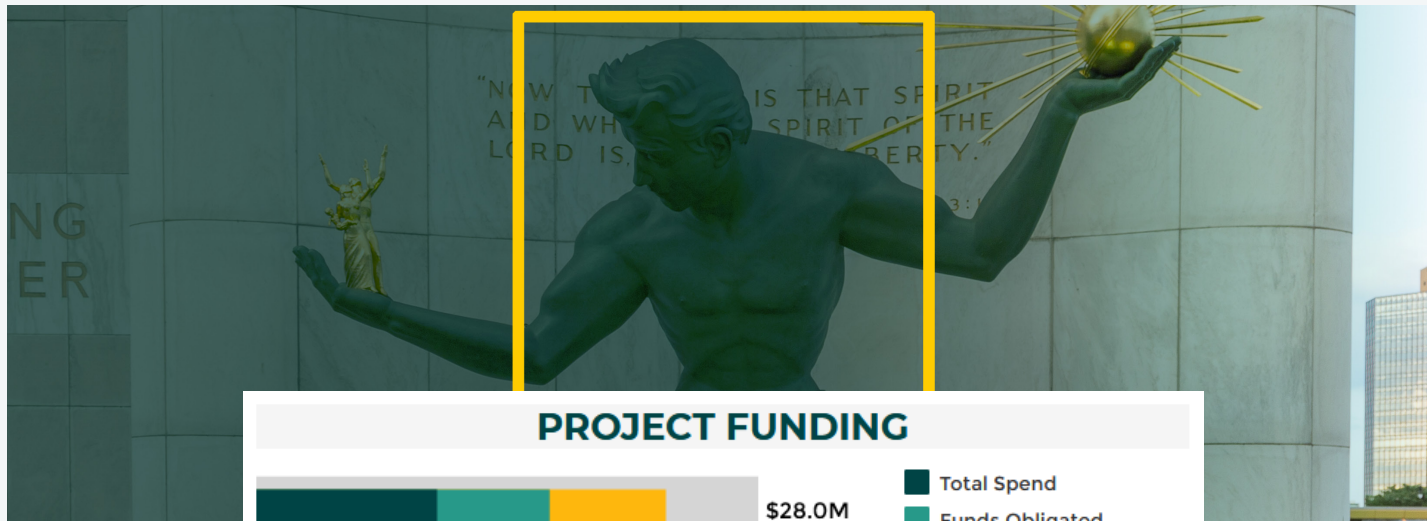
- Number of community organizations participating in program: **Coming soon**
- Total (\$) of home repair investment: **Coming soon**
- Number of home repair transactions closed: **Coming soon**

Detroit Housing Services

Project ID: 02.3.130
AUL Date: 08/22/22
EC#: 2.18

Project Description:

Detroit Housing Services is designed to meet a range of housing relocation needs faced by residents and tenants through an internal continuum of services – as a participant’s housing needs change, so does the type of services available to them within the program. The four main areas of work are the intake and assessment stage; emergency services; housing navigation and inventory; and prevention services.



Featured Project Metrics

Long Term Goals:

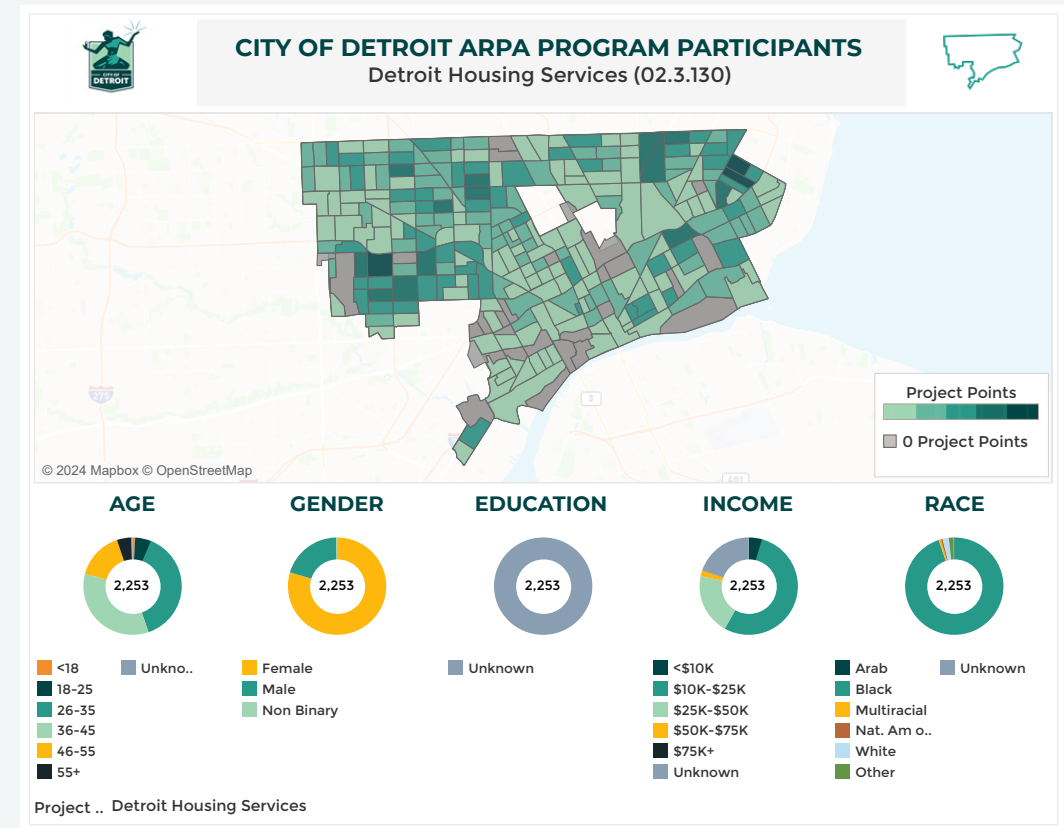
- The Housing Services Office looks to address city-wide housing insecurity through direct case management

Outcomes:

- Providing housing case management to displaced residents at the time of a housing insecurity event.
- Housing database growth.

Outputs:

- Number of Closed Cases: **1441 cases**
- Number of Inquiries: **3644 inquiries**
- Number of residents placed in permanent housing: **2791 residents**

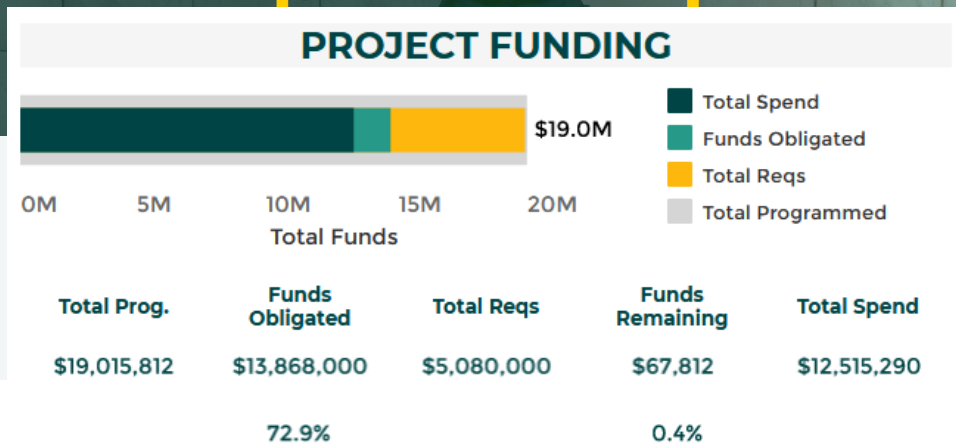
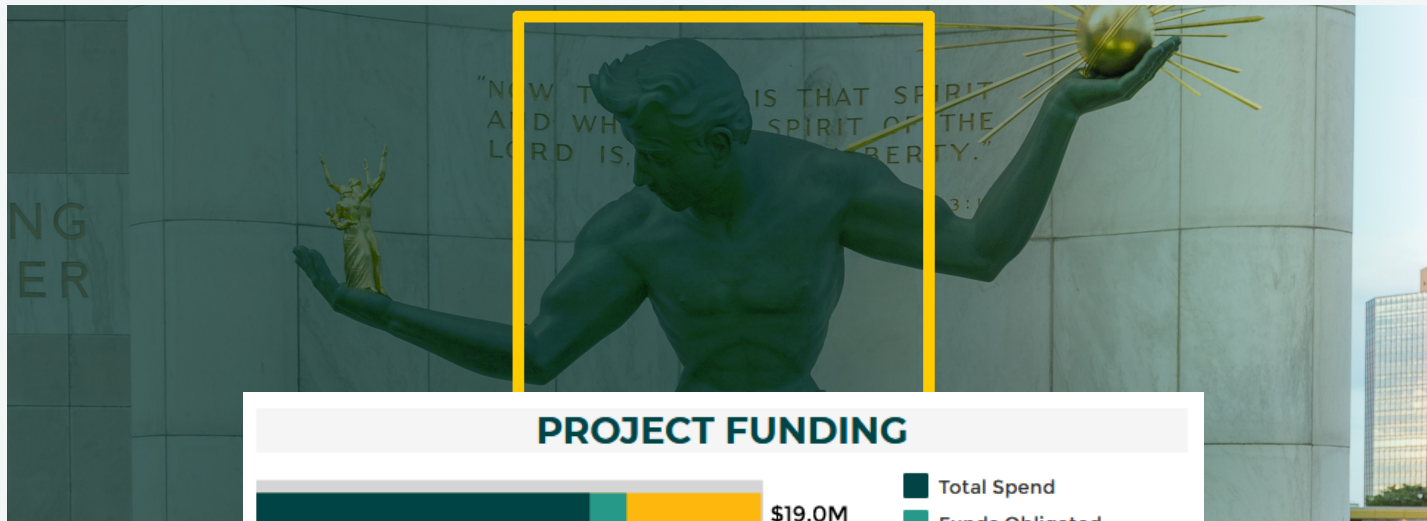


Down Payment Assistance

Project ID: 12.3.025
AUL Date: 10/12/21
EC#: 2.18

Project Description:

The Down Payment Assistance program assists low and moderate-income Detroit households denied mortgages due to inadequate collateral and poor credit. It offers support in collateral, credit repair, and post-purchase counseling to ensure stable homeownership and rebuild the housing market over time.



Featured Project Metrics

Long Term Goals:

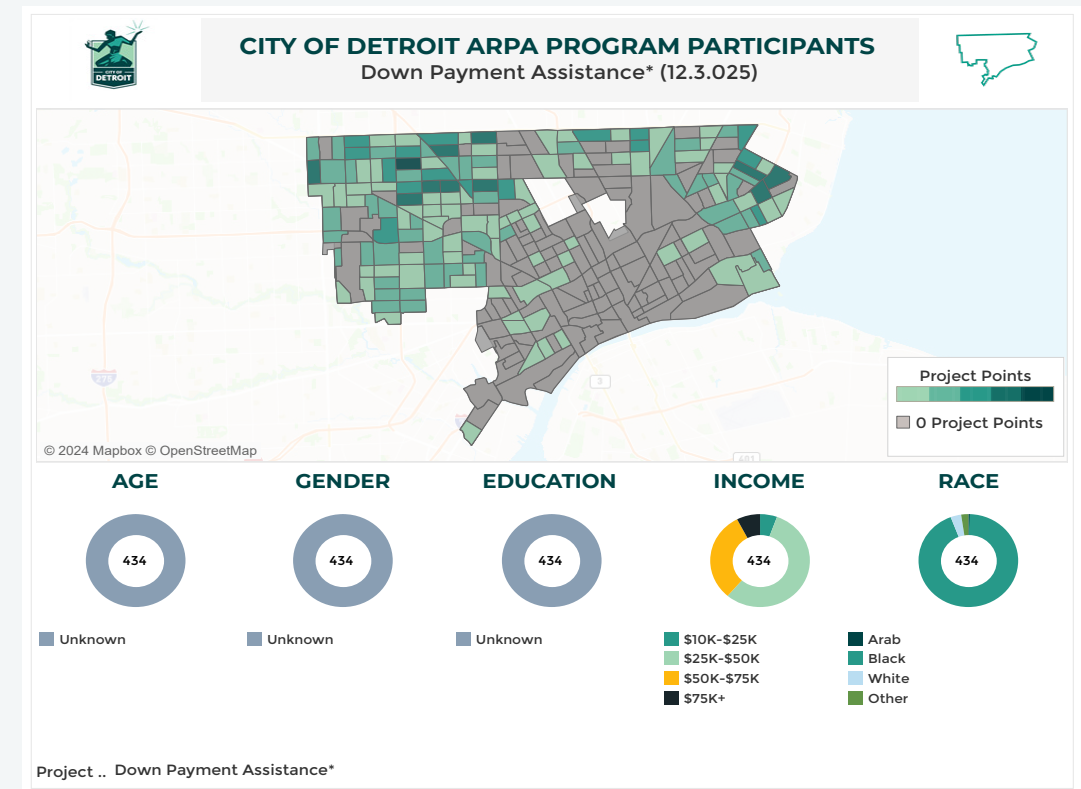
- Create pathways for homeownership for low- and moderate-income residents, thereby increasing access to wealth-generation and reduction in intergenerational poverty.

Outcomes:

- Increase sustainable and durable homeownership among Detroit residents through downpayment assistance.

Outputs:

- Number of new or preserved homeownership transactions utilizing Down Payment Assistance (DPA) Closed: **434 transactions**
- Average DPA amount: **\$24,582.10**
- Average HH income: **\$48257.57 per year**

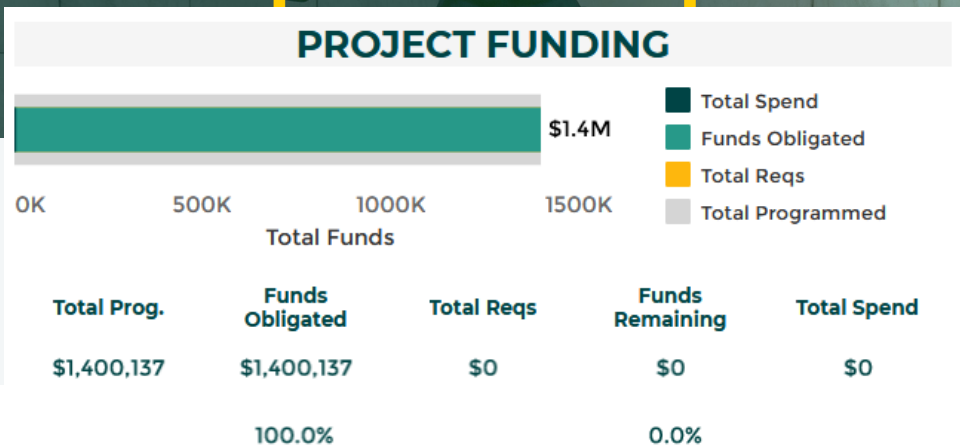
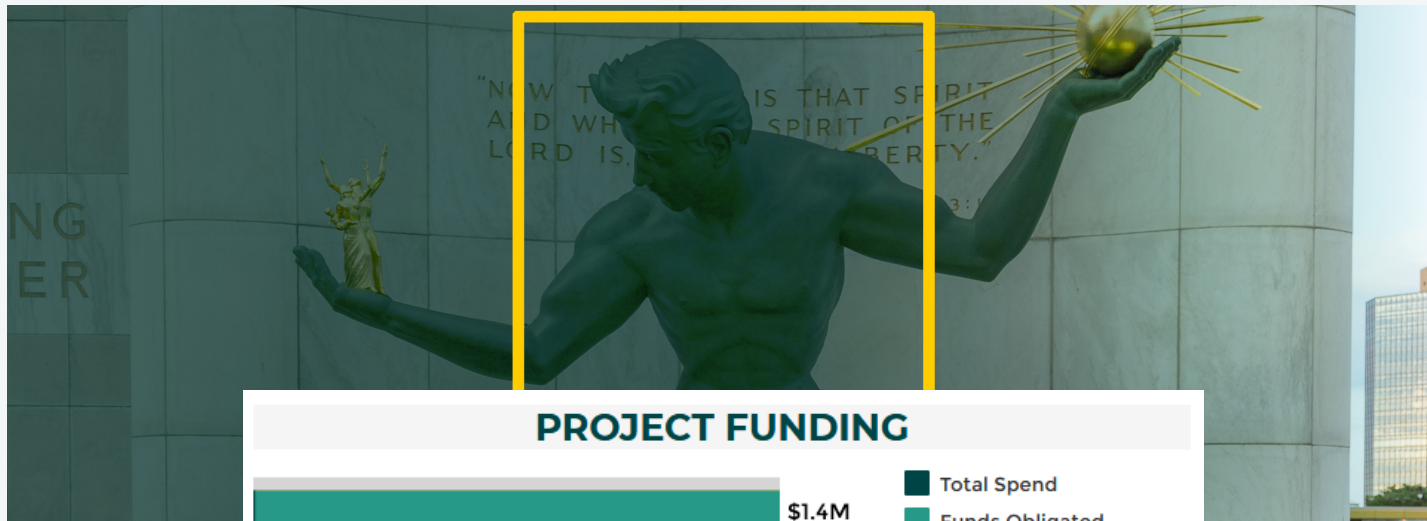


Emergency Shelters - Cass Community

Project ID: 12.3.178
 AUL Date: 06/20/23
 EC#: 2.16

Project Description:

Emergency Shelters – Cass Community is a project that will establish a new non-congregate shelter within Detroit’s Cass community. The shelter will serve homeless persons and families allowing for private sleeping quarters as well as communal space adhering to social distancing guidelines.



Featured Project Metrics

Long Term Goals:

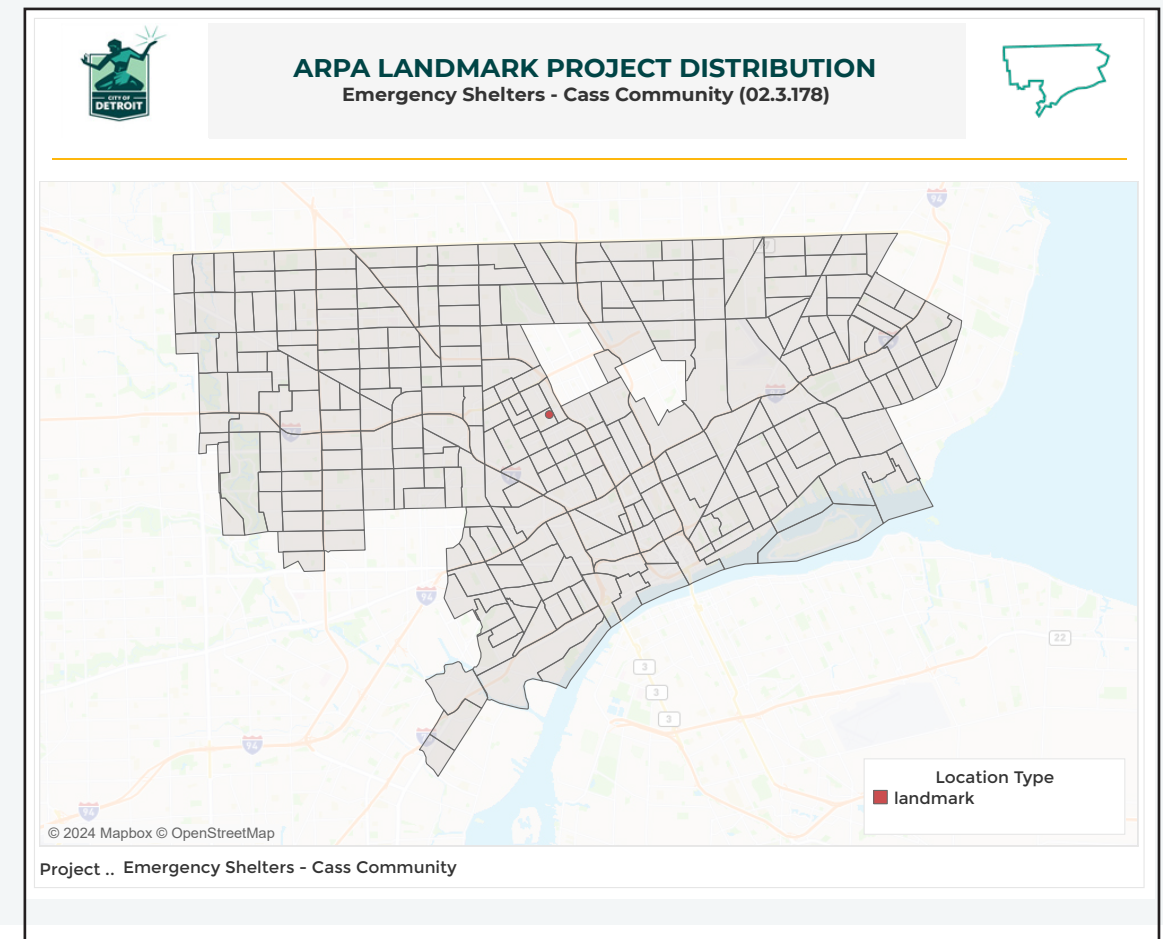
- Provide a safe, accessible place to stay for those experiencing homelessness and to move them towards and into appropriate and stable permanent housing.

Outcomes:

- Completion of construction at 2015 Webb Street
- Increased service capacity for non-congregate housing in the City
- Conduct Outreach and Referral Network for housing

Outputs:

- % of construction complete: **97%**
- Number of Detroit based contractors or sub contractors: **3 contractors**
- Number of units completed (ready to be occupied): **Coming soon**

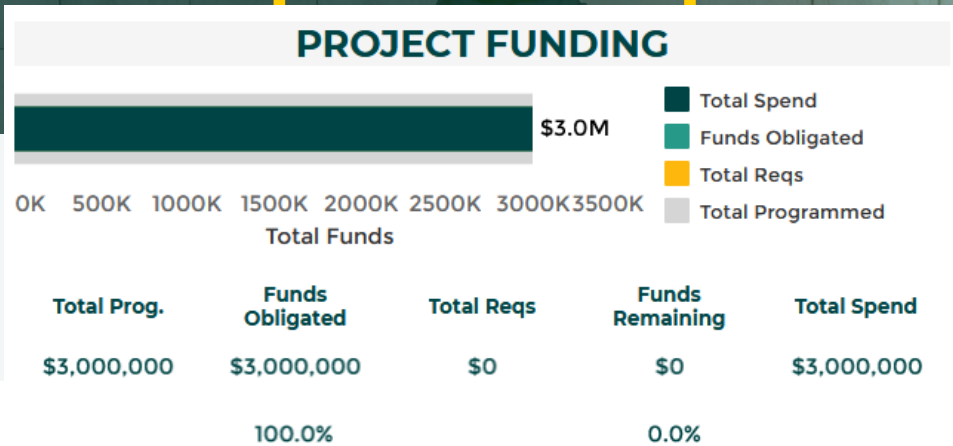
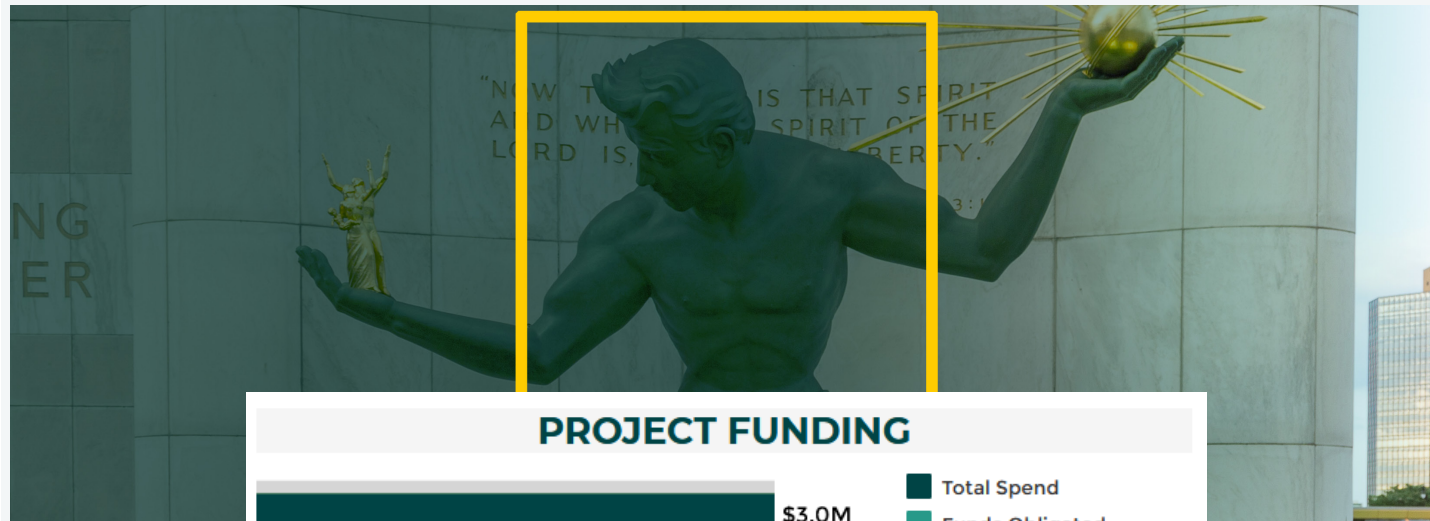


Emergency Shelters - Pope Francis Center

Project ID: 02.3.161
 AUL Date: 12/13/22
 EC#: 2.16

Project Description:

Emergency Shelter – Pope Francis is a project that will establish a new non-congregate shelter within Detroit. The shelter will serve homeless persons and families allowing for private sleeping quarters as well as communal space adhering to social distancing guidelines.



Featured Project Metrics

Long Term Goals:

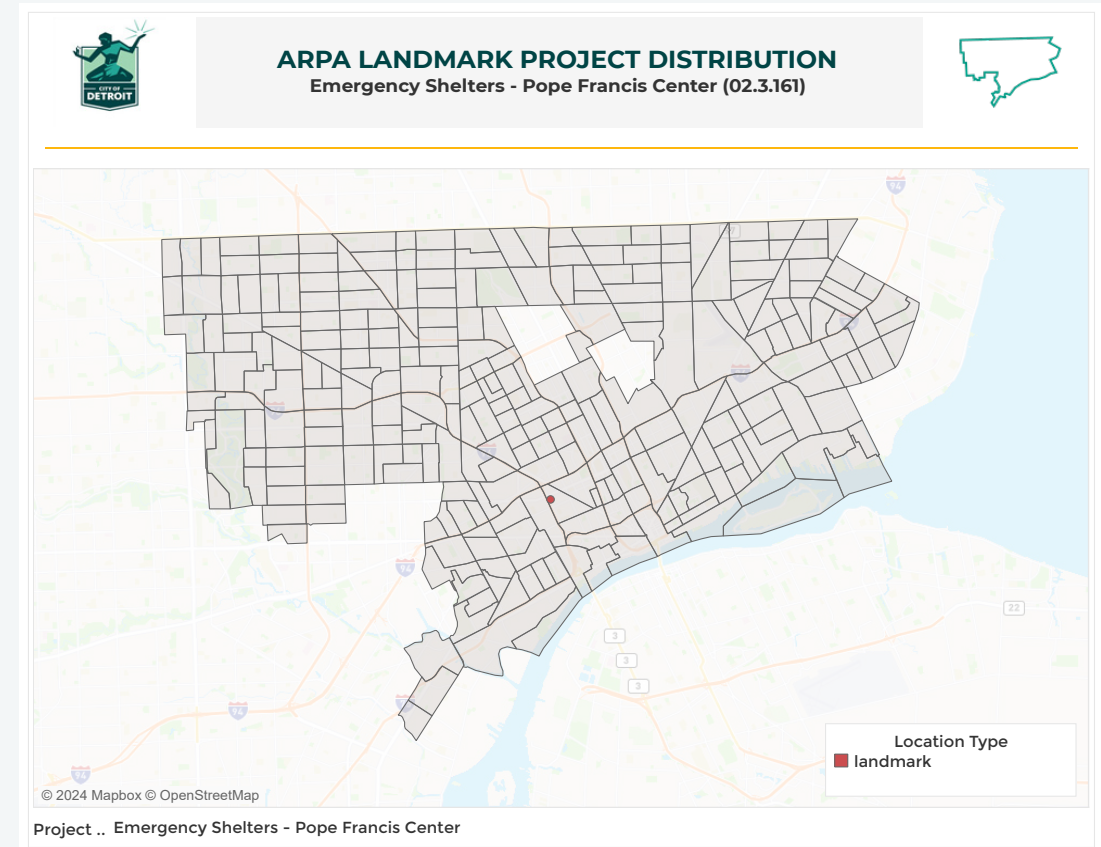
- Provide the homeless people of Detroit, Michigan a place to get a meal, take care of hygiene, and be seen by legal and medical professionals.

Outcomes:

- Creation of Forty (40) overnight non-congregate beds of transitional housing for the chronically homeless population of Detroit and provide a place to get a meal, take care of hygiene, and be seen by legal and medical professionals.
- Funding support to facilitate project construction.

Outputs:

- % construction complete: **99%**
- Total other dollars leveraged-Private: **\$29,000,000**
- Total other dollars leveraged-Public: **\$10,000,000**

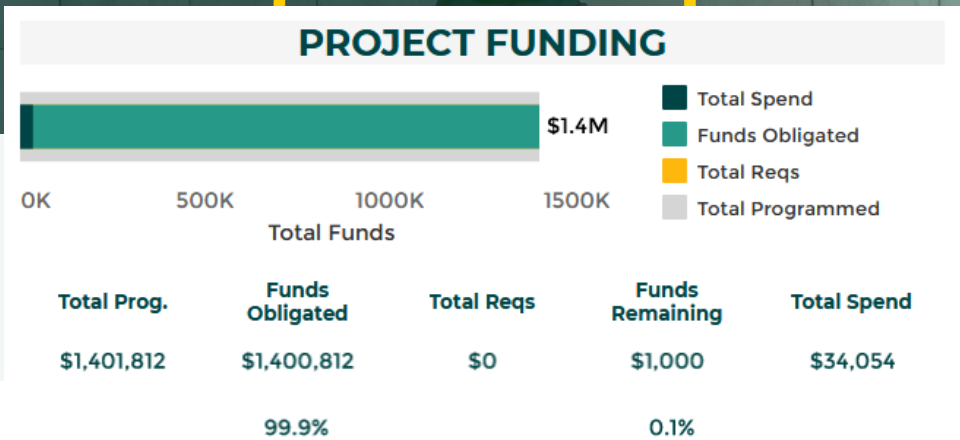
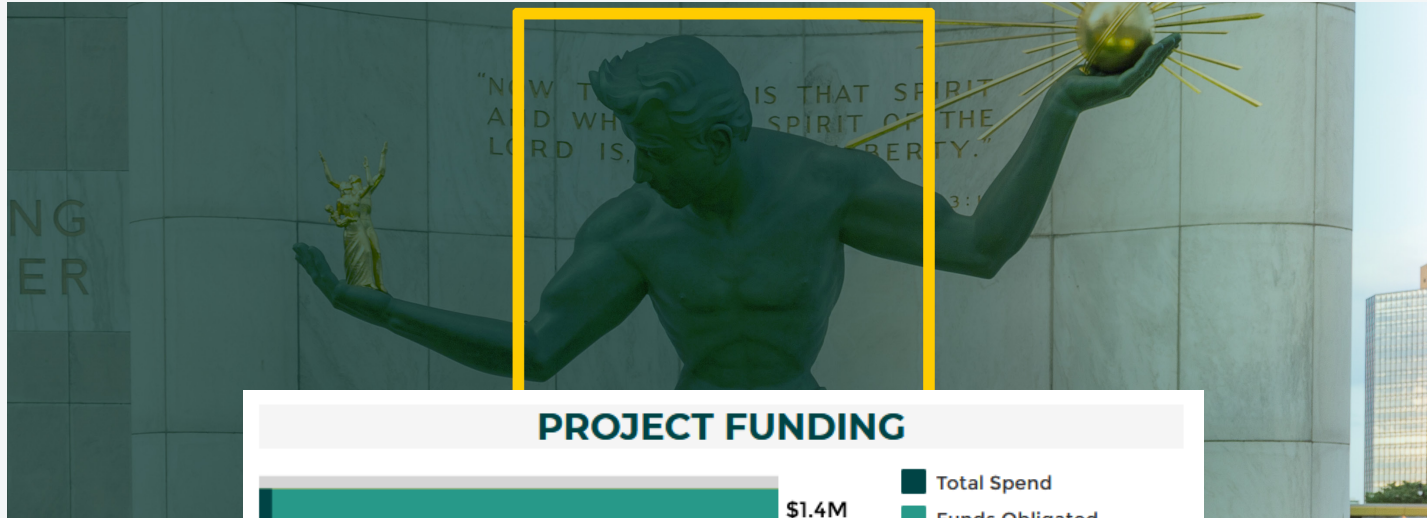


Homelessness Diversion

Project ID: 12.1.173
AUL Date: 04/20/23
EC#: 2.18

Project Description:

Homelessness Diversion is program designed to help people find solutions to housing problems and avoid needing emergency shelter. Financial assistance is offered in some cases to help people stay in their current home or relocate to a new one. The program has helped in reducing the need for emergency shelter.



Featured Project Metrics

Long Term Goals:

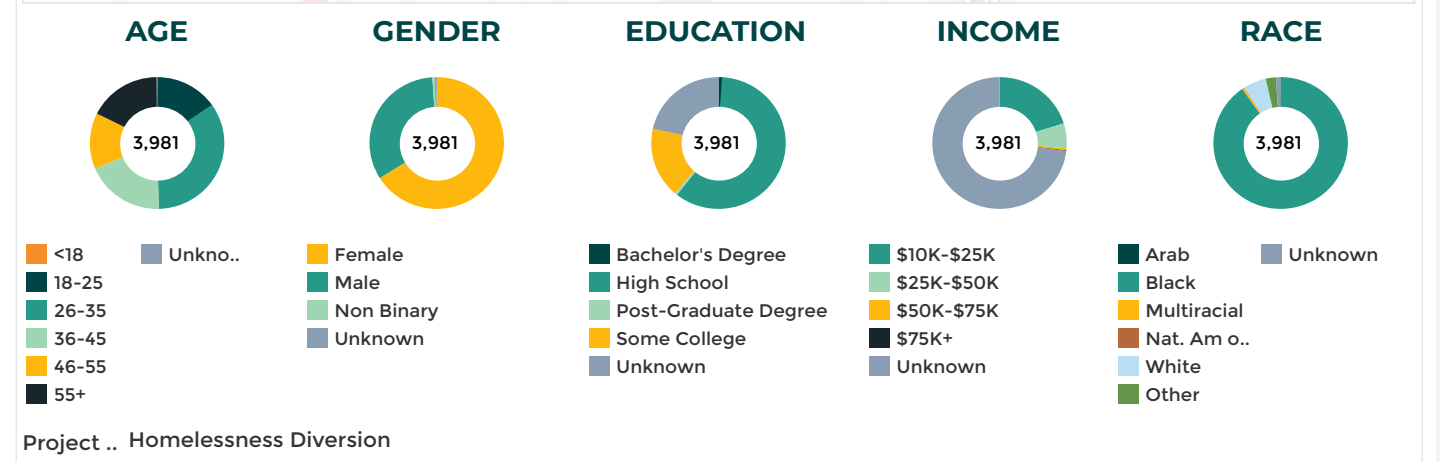
- Reduce and prevent the necessity for families to enter emergency sheltering, households avoid the trauma of losing their home and children remain in their original school; both of which impact mental and physical health. In addition, by keeping people out of a congregate shelter setting, it reduces potential COVID contact and provides an opportunity to initiate an interruption in Intergenerational Poverty.

Outcomes:

- Increase in the %age of households diverted from homelessness.

Outputs:

- % of households diverted:
- Number of households diverted that required financial assistance:

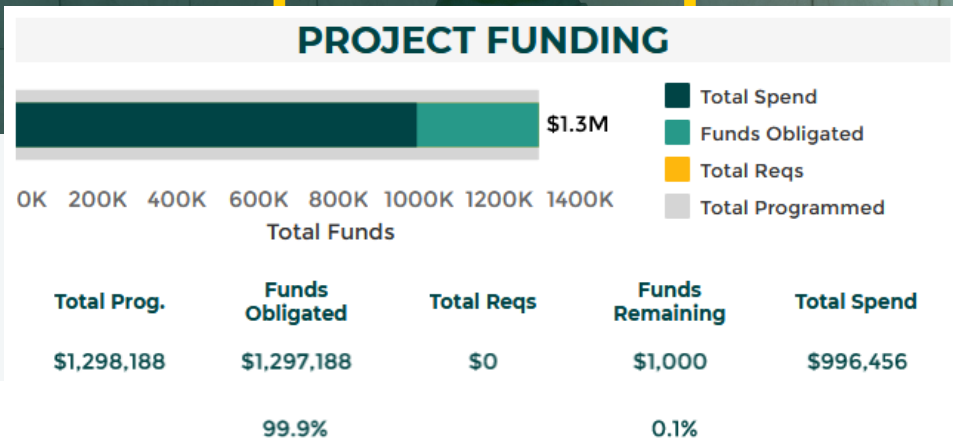
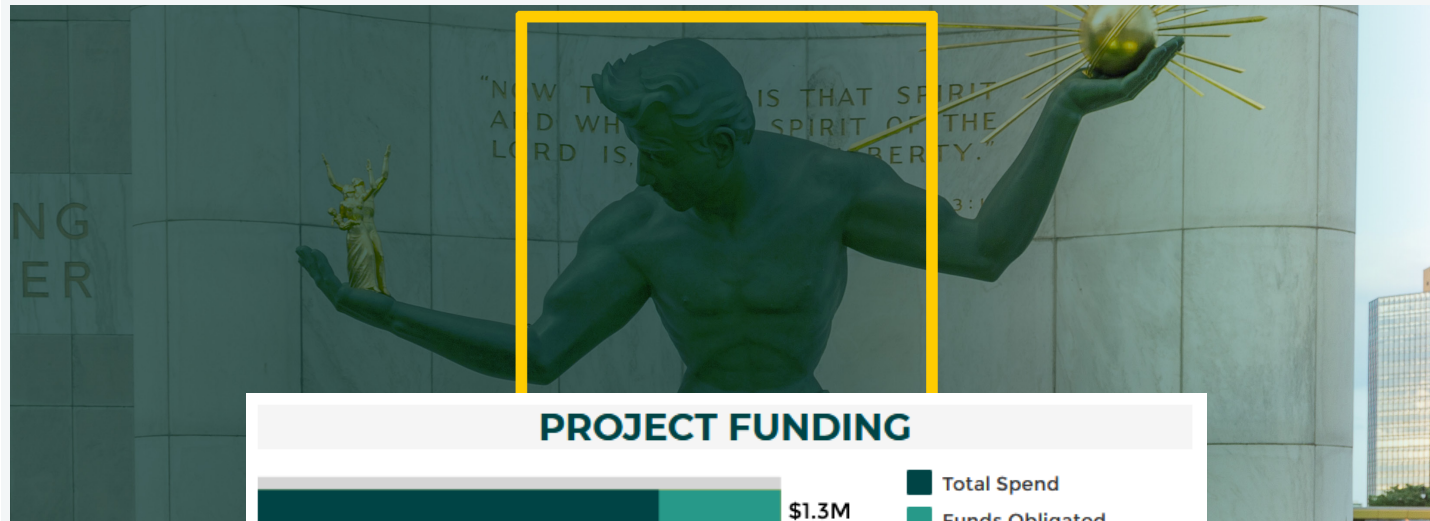


Homelessness Prevention

Project ID: 12.1.015
AUL Date: 10/13/21
EC#: 2.18

Project Description:

The Homelessness Prevention project in Detroit helps “Doubled-up” households stay off the streets by providing case management and financial assistance. They also help families in need of emergency shelter by connecting them with resources.



Featured Project Metrics

Long Term Goals:

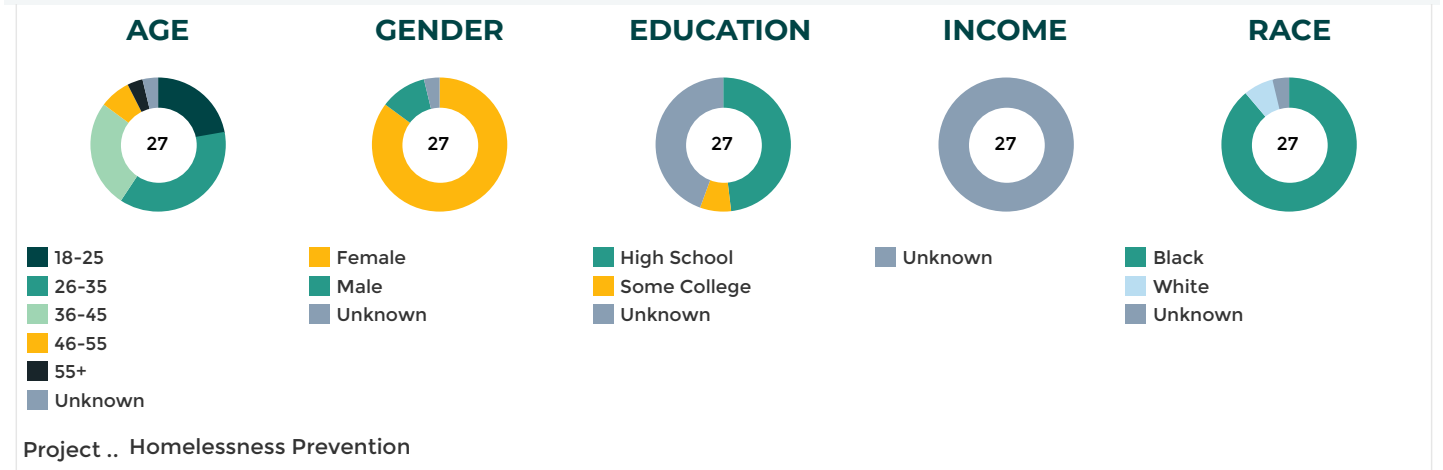
- Reduce and prevent the necessity for families to enter emergency sheltering, households avoid the trauma of losing their home and children remain in their original school; both of which impact mental and physical health. In addition, by keeping people out of a congregate shelter setting, it reduces potential COVID contact and provides an opportunity to initiate an interruption in Intergenerational Poverty.

Outcomes:

- Increase of households who remain in permanent housing after receiving prevention assistance, contributing to an overall increase in housing stability and reduction in intergenerational poverty.

Outputs:

- Number of prevention referrals: **82 referrals**
- % of prevention referrals accepted: **54%**
- % of prevention households stably housed at program exit: **100%**

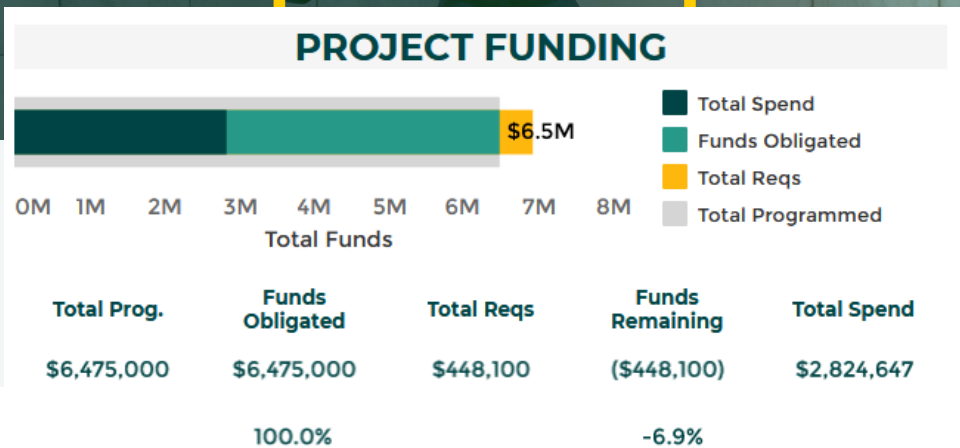
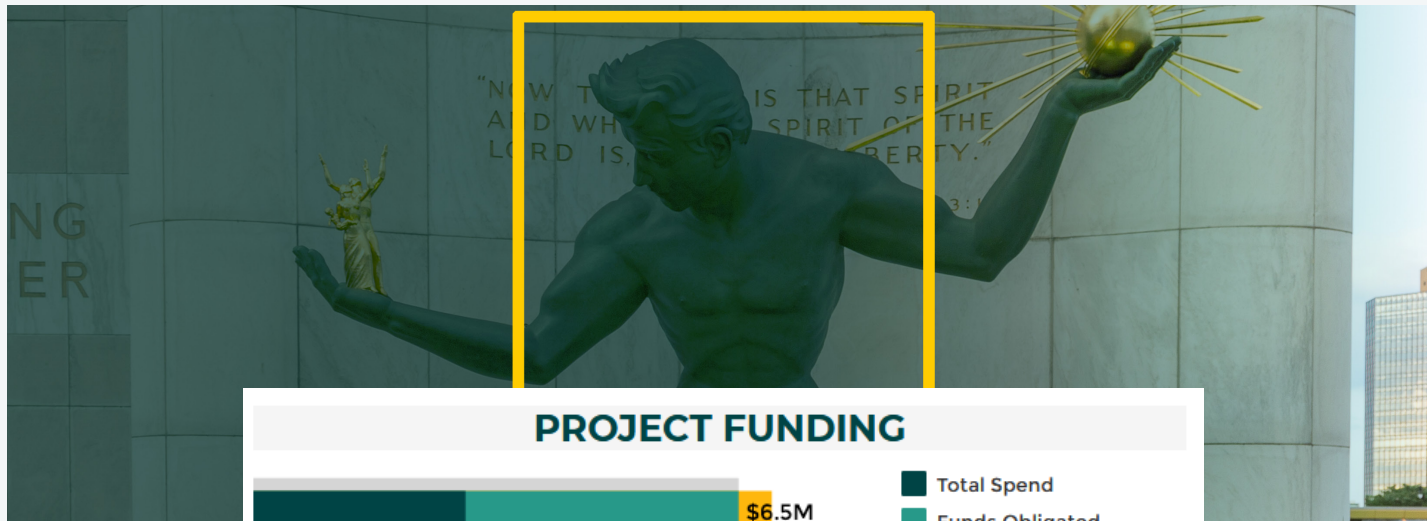


Housing Resource Navigation

Project ID: 11.1.005
 AUL Date: 10/08/21
 EC#: 2.18

Project Description:

Detroit's Housing Resource Navigation project aims to help low-income residents find affordable housing. The project includes an online platform and counseling services to support residents through the application process and improve housing stability. It's a great initiative for the community



Featured Project Metrics

Long Term Goals:

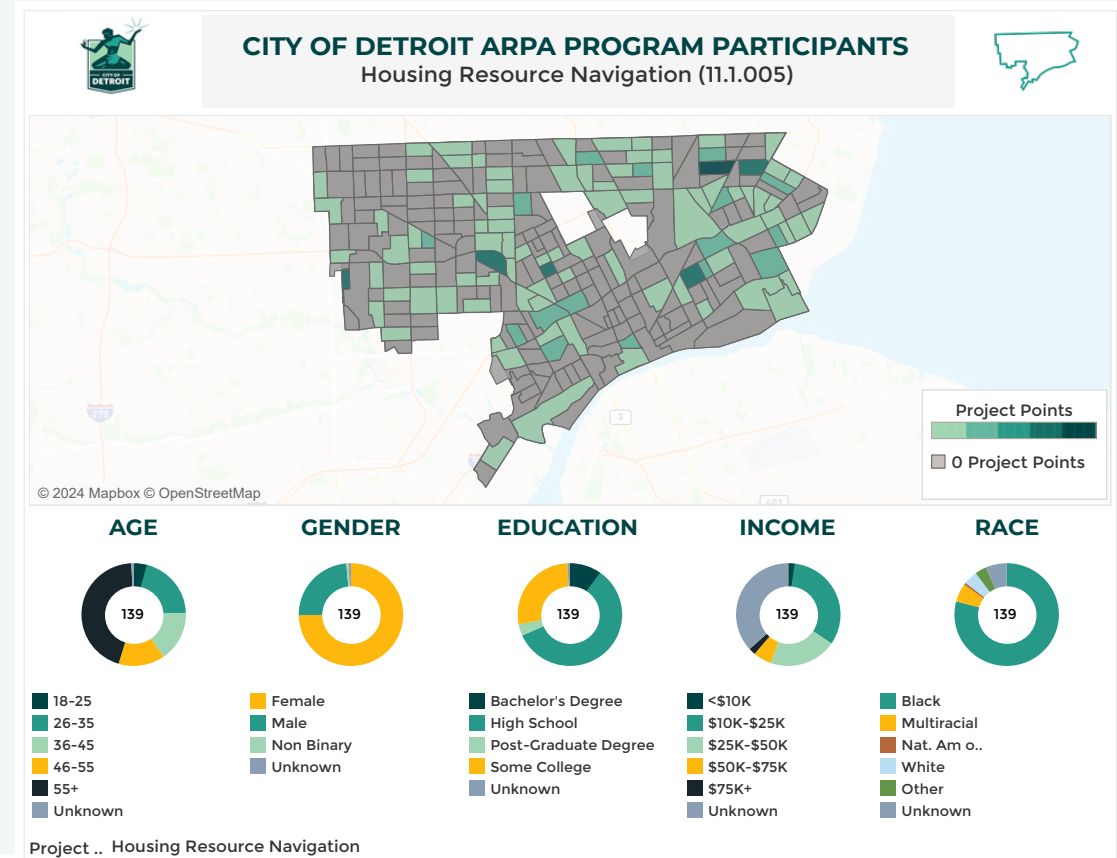
- Low-income residents experience fewer barriers to finding and securing affordable housing.
- Low-income residents experience greater housing security and fewer threats to housing stability.

Outcomes:

- Residents access housing counseling resources and enrollment and/or referral to housing programs and services.
- The City creates and maintains a public web portal that provides up to date information about affordable housing opportunities, eligibility criteria, application process, and housing informational resources.

Outputs:

- Number of housing intake counseling sessions completed: **1855 sessions**
- Number of residents utilizing enhanced housing navigation resources: **6292 residents**
- Number of program/service enrollments for applicable housing supports (counseling, tax foreclosure prevention, home repair, utility assistance and others to be identified): **7596**

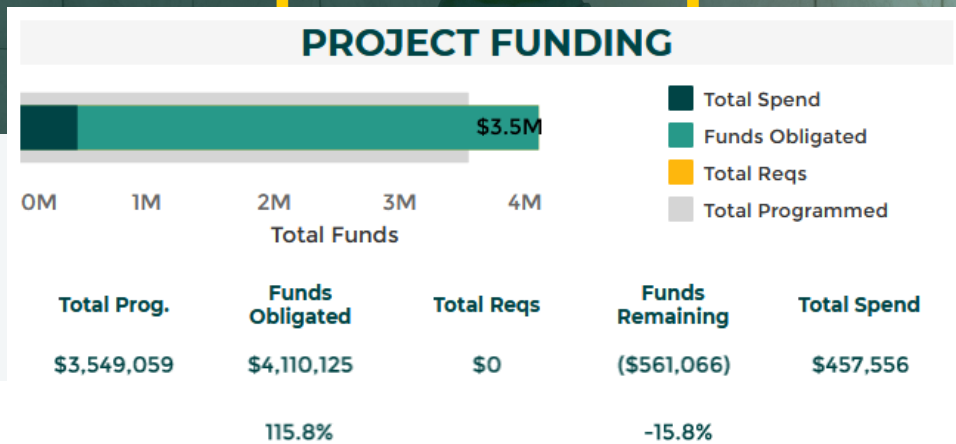
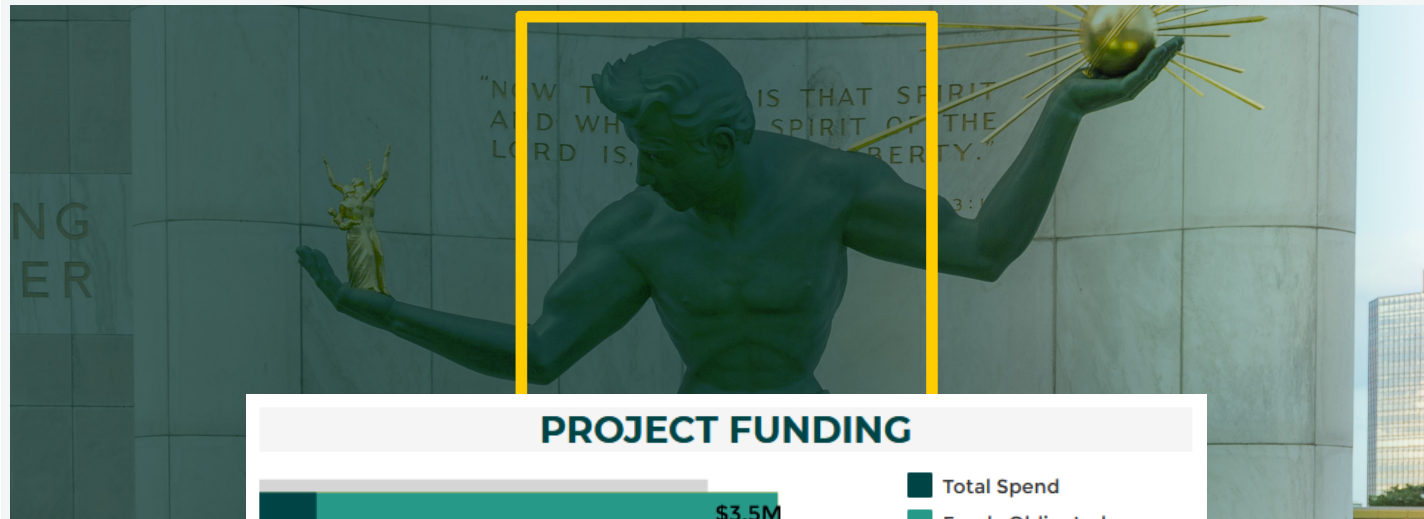


Landlord Repair Program

Project ID: 12.1.048
 AUL Date: 11/01/21
 EC#: 2.18

Project Description:

The Landlord Repair Program helps landlords improve the quality of rental housing by providing financial support, training programs, and property management best practices. This benefits both landlords and tenants by ensuring units meet safety and health standards.



Featured Project Metrics

Long Term Goals:


- Improve quality of life for Detroit renters by increasing the amount of quality, naturally affordable rental stock. Reduce blight, prevent displacement homelessness, and stabilize neighborhood housing markets.

Outcomes:

- Improved housing quality of rental properties.
- Improved understanding of the City's COC process by landlords..

Outputs:

- \$ of LRP funds dispersed (incentive capital): **Coming soon**
- Number of individuals who complete multiple LRP trainings: **64 individuals**
- Number of individuals who complete LRP trainings: **371 individuals**



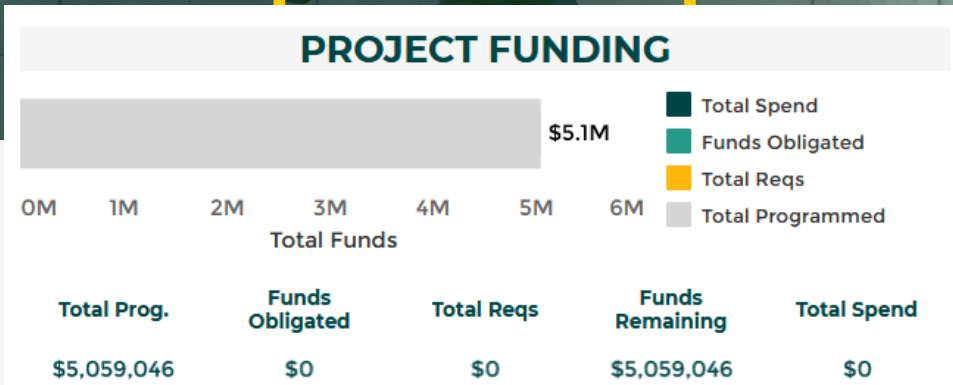
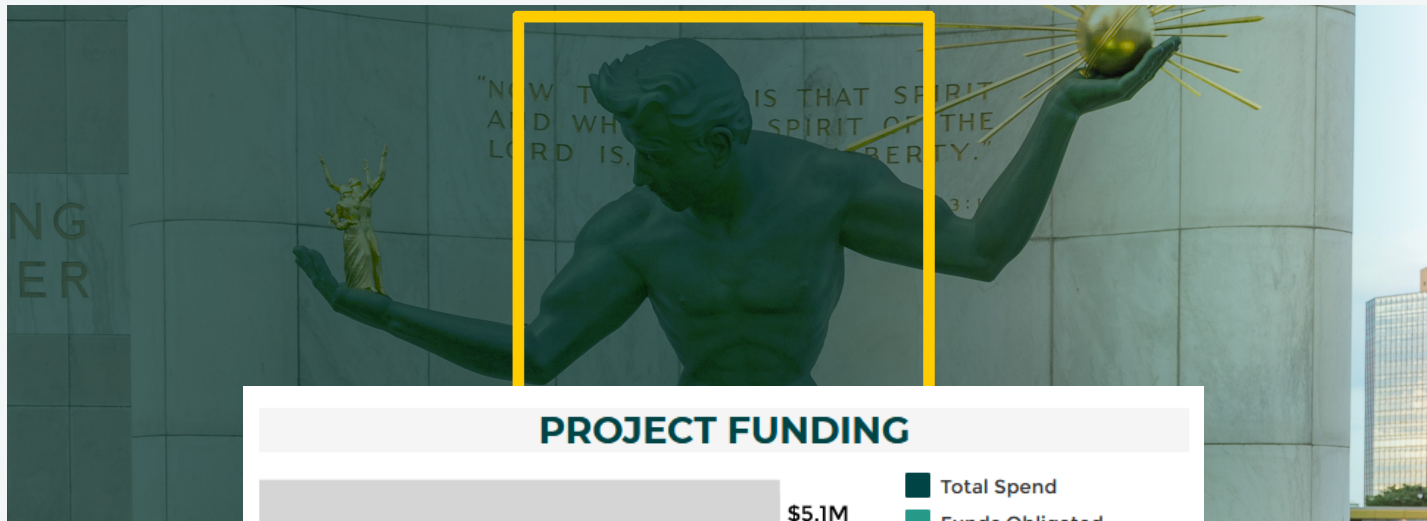
Source: BridgeDetroit

Lee Plaza

Project ID: 02.3.030
AUL Date: 12/29/21
EC#: 2.15

Project Description:

Lee Plaza is an affordable housing development project at a long-abandoned high rise in the greater downtown area (New Center). The Lee will create 117 units and offer housing at 50% AMI; seniors will pay no more than 30% of their income in rent, and affordability is guaranteed for 45 years.



Featured Project Metrics

Long Term Goals:

- Due to planned investments in the area, an increase in rents and potential displacement of the senior population in the surrounding neighborhoods is expected. This project seeks to increase availability of affordable housing for seniors within the community, therefore providing long-term stability. Support households in their transition to a more stable living situation in the wake of the effects of COVID-19 .

Outcomes:

- Creation of affordable units in the greater downtown area (Northwest Goldberg) by rehabilitating a blighted and vacant building, leading to increased availability of affordable and stable housing for seniors.

Outputs:

- Number of affordable units in the greater downtown area (Northwest Goldberg:): **Coming soon**
- Total Other dollars leveraged-Public: **\$11,400,000**
- Total Other dollars leveraged-Private **\$48,500,000**

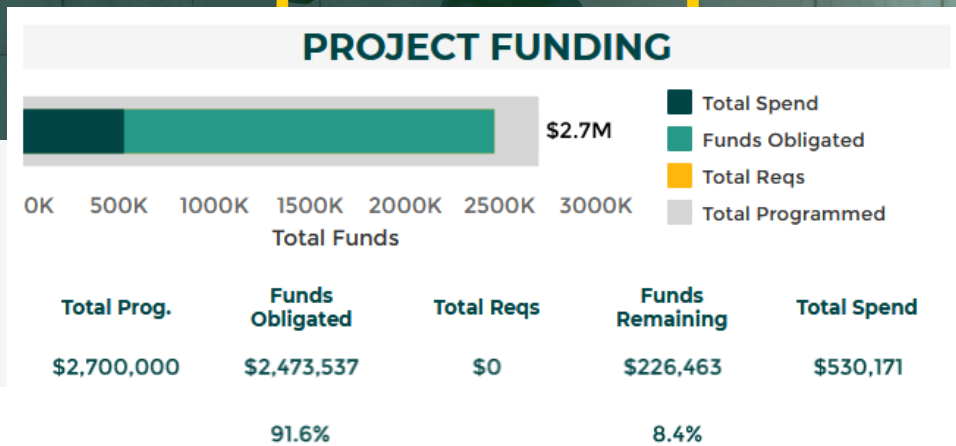
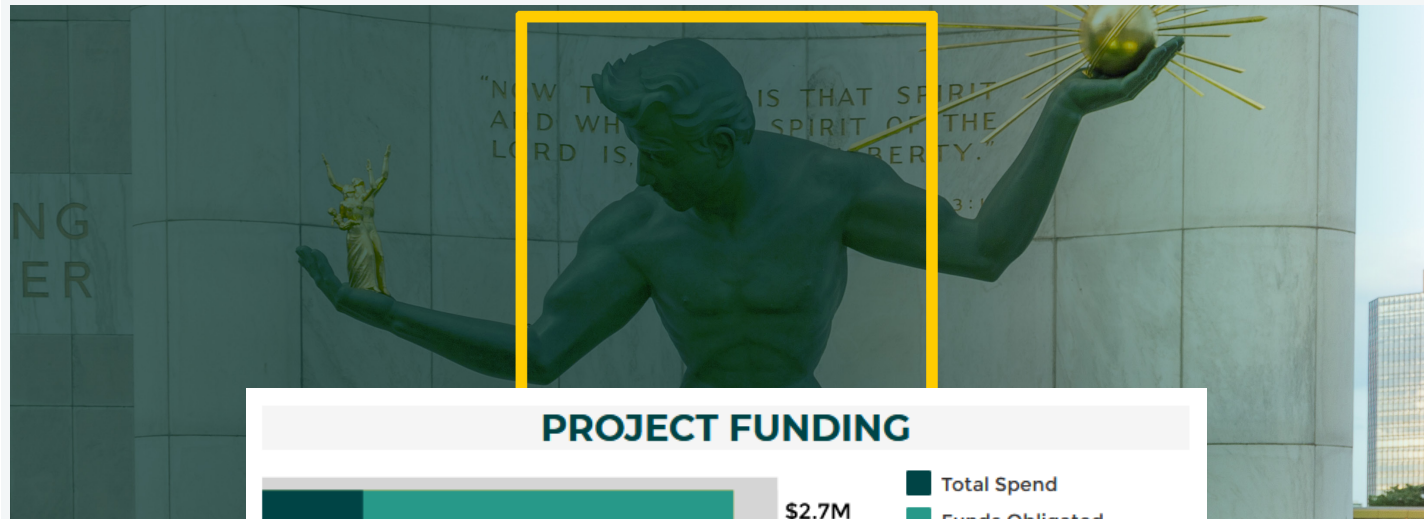


Property Tax Foreclosure Prevention and Outreach

Project ID: 12.1.024
 AUL Date: 10/08/21
 EC#: 2.18

Project Description:

Property Tax Foreclosure initiative is a program to prevent foreclosures by offering assistance to those in need. With door-to-door visits and advertising campaign the program seeks to spread awareness of resources and available help. In addition, the Make it Home program allows renters in tax-foreclosed properties to purchase homes and become homeowners themselves. The goal is to decrease the number of foreclosures and provide aid to those who need it most.



Featured Project Metrics

Long Term Goals:

- Stabilization of individual households and improved quality of life and housing throughout Detroit neighborhoods by way of a reduction in foreclosed, vacant, and blighted properties.

Outcomes:

- Reduction in the number of residential properties in property tax delinquency or foreclosure that will be established via a coordinated city-led canvassing effort, paid media campaign, and additional financial support for the 'Make it Home' program.

Outputs:

- Number of total participants enrolled in Make it Home: **343 participants**
- Number of contacts made (Unique Properties): **4401 contacts**
- Number of total property visits(occupied): **21913 visits**

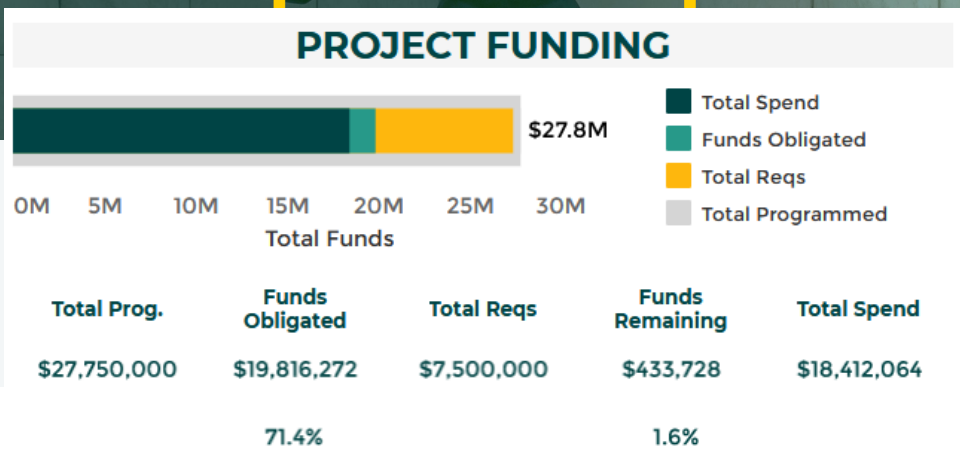
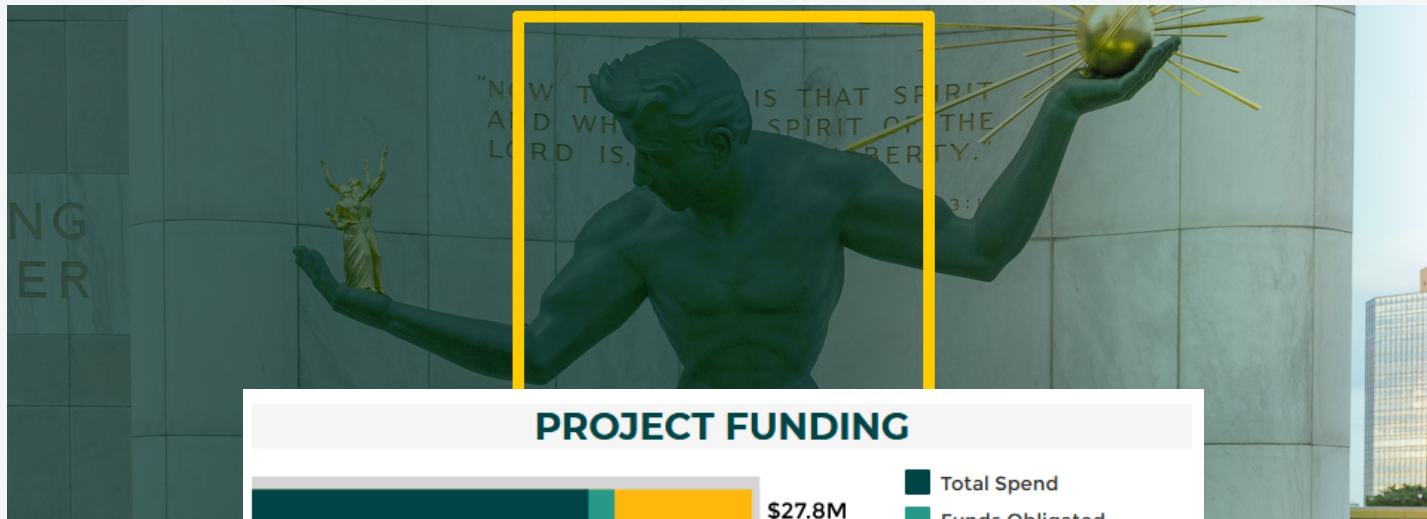


Renew Detroit

Project ID: 10.1.014
AUL Date: 09/17/21
EC#: 2.18

Project Description:

Renew Detroit/the ARPA Home Repair Program is a project that aims to deliver a single major home repair for 1,500 homeowners who meet a set of eligibility criteria prioritizing low-income senior citizens and disabled residents.



Featured Project Metrics

Long Term Goals:

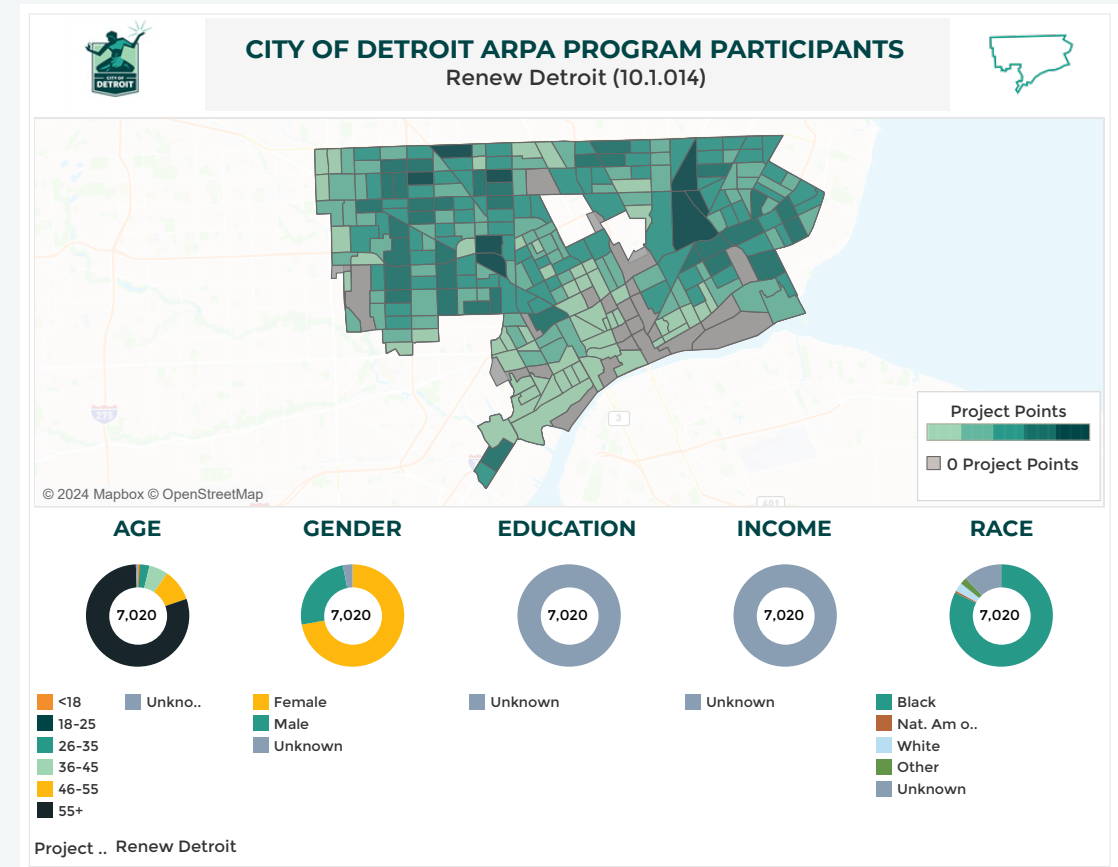
- Strengthen Detroit’s Neighborhoods by making sustainable investments in the homes of Detroiters with limited means to maintain their residences and promote broader neighborhood stabilization through increased sense of stability/security for residents.
- Mitigate existing backlog of identified need for home repairs in Detroit and increase execution capacity for implementation of home repair programs

Outcomes:

- Completed home repairs for applicants, improving the quality of housing and housing stability for program participants.
- Increase annual home repair capacity with demonstrated programmatic efficiency.

Outputs:

- Number of Roof Repairs Completed: **830 repairs**
- Number of homeowners connected to additional support programs following completion of Renew Detroit services: **362 homeowners**
- Number of Senior Emergency Home Repair Applicants Offered Renew Detroit Repairs: **412**

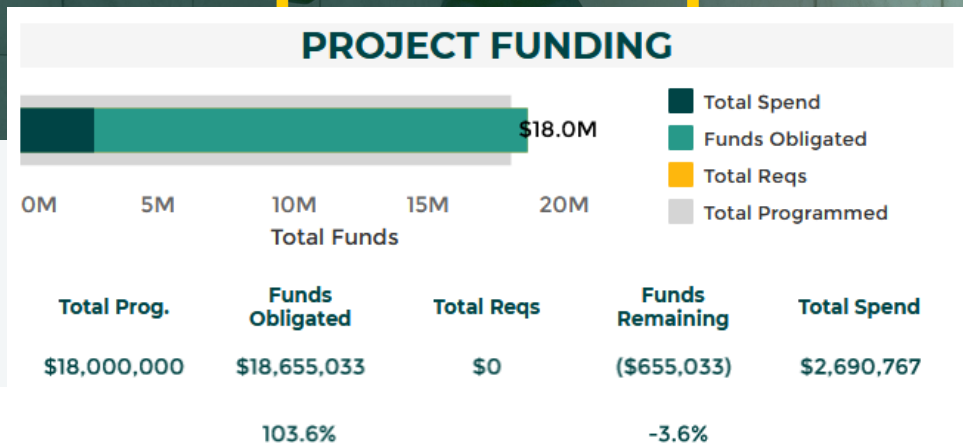
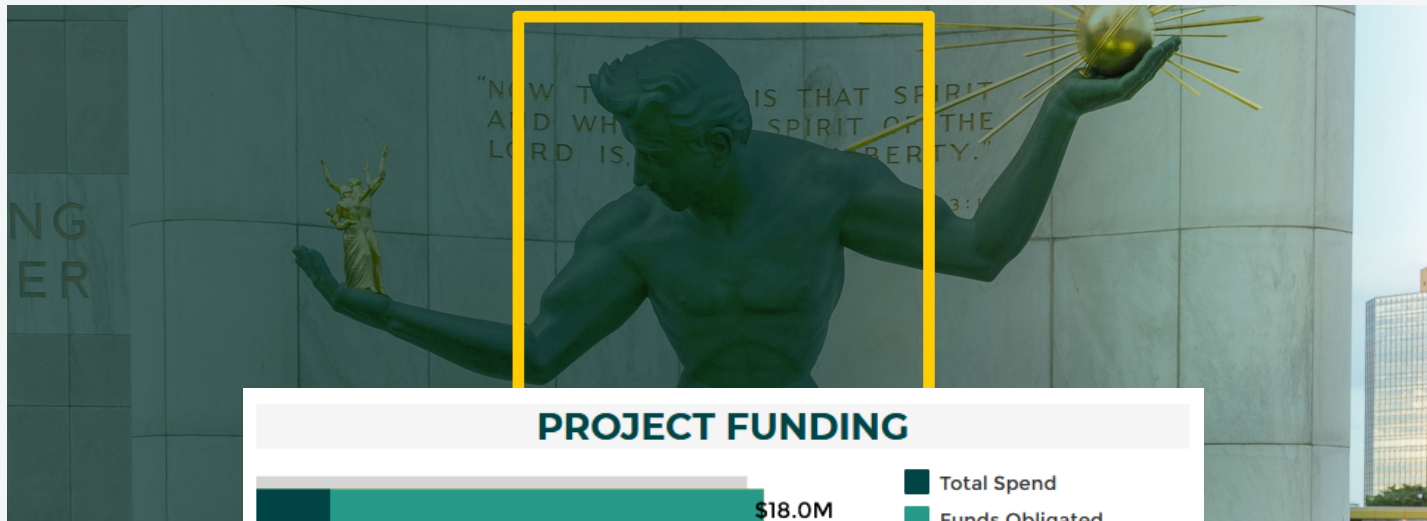


Right To Counsel

Project ID: 04.1.133
AUL Date: 10/19/22
EC#: 2.18

Project Description:

Right to Counsel/Eviction Defense is a program that provides legal counsel for qualified low-income occupants in residential eviction cases in 36th District Court and in housing-related administrative proceedings which threaten occupancy in Detroit.



Featured Project Metrics

Long Term Goals:

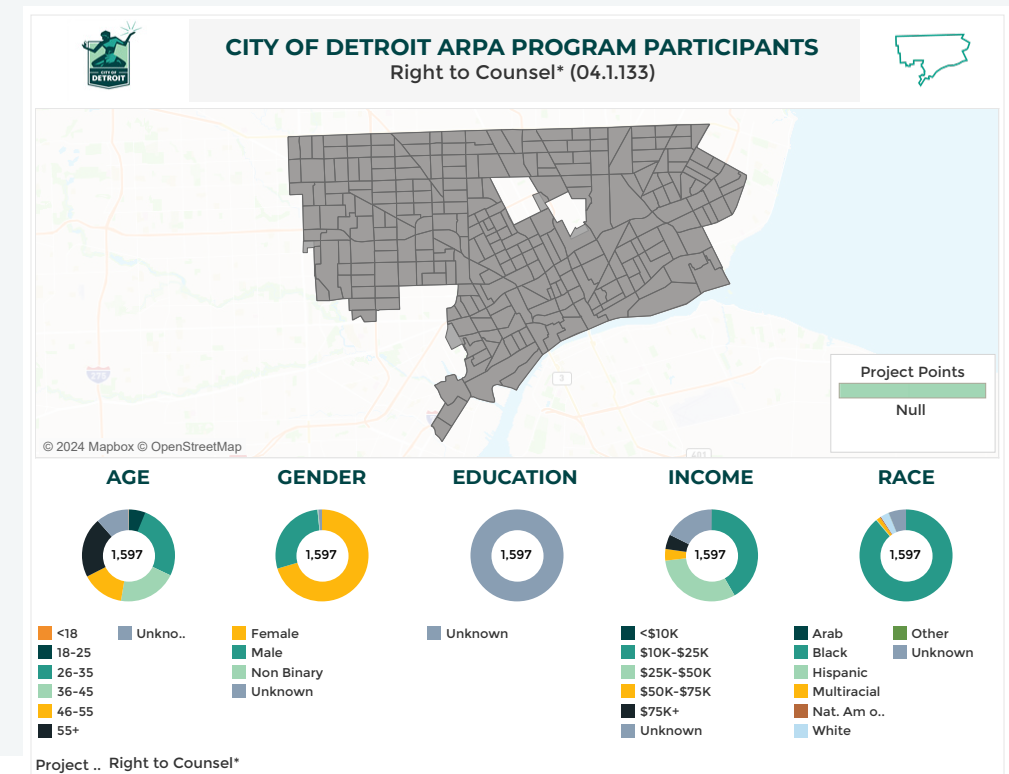
- Improve fairness within the justice system for low-income residents of Detroit
- Improve housing conditions throughout Detroit neighborhoods by way of improved habitability and increased landlord CoC compliance (note: will need to calculate overlap between the two outcomes to ensure that the goal numbers are not inflated: CoC improvement only + habitability improvement only + CoC and habitability improvement)

Outcomes:

- Fully represent 12,376 eligible cases over the program term (3.5 years) with successful outcomes
- Improve habitability of both private and affordable housing

Outputs:

- Number of cases (for which displacement was an issue) resulting in occupants retaining possession of their units at the end of the legal case (eviction case dismissed, settlement agreement, foreclosure prevented, etc.): **Coming soon**
- Number of cases closed: **Coming soon**
- Number of cases (for whom relocation is necessary) with positive outcome for tenants (ad-journments, extended time to move out, etc.): **Coming soon**

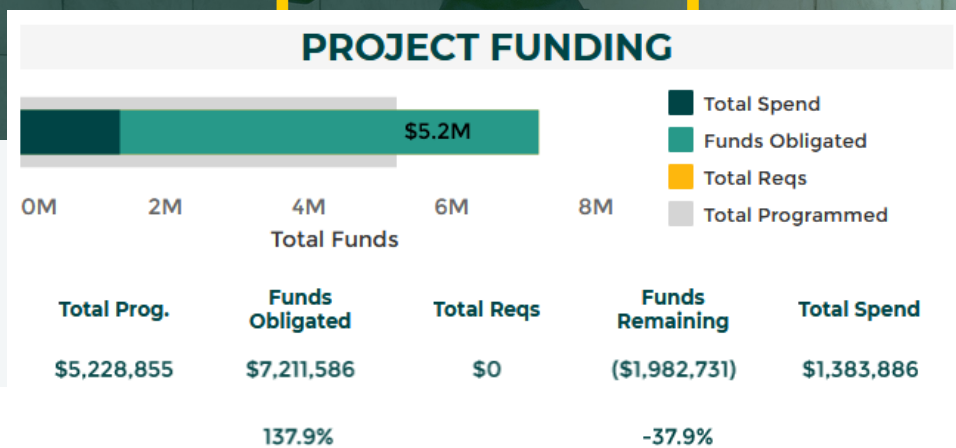
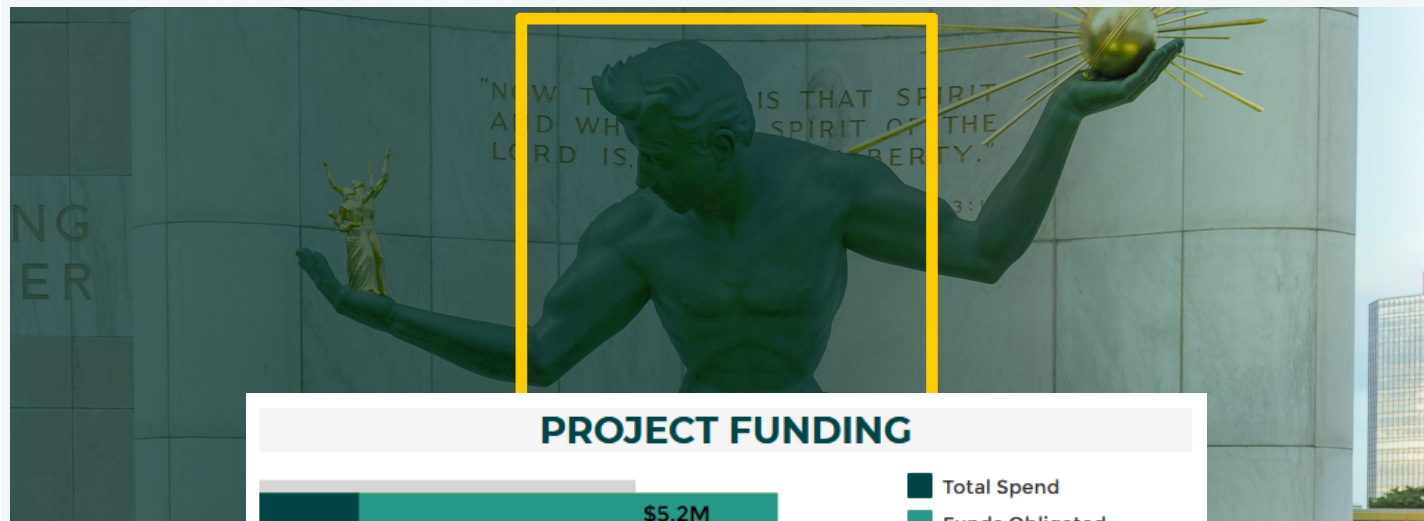


Scatter Site Homeownership & Preservation

Project ID: 12.1.016
AUL Date: 10/19/21
EC#: 2.18

Project Description:

Scatter Site Homeownership & Preservation initiative will serve low-income renters and first-time homebuyers in developments throughout the City of Detroit by ensuring these residents can 1) remain in their homes and not be displaced due to foreclosure, rent increases, or building shutdowns and 2) build wealth through homeownership.



Featured Project Metrics

Long Term Goals:

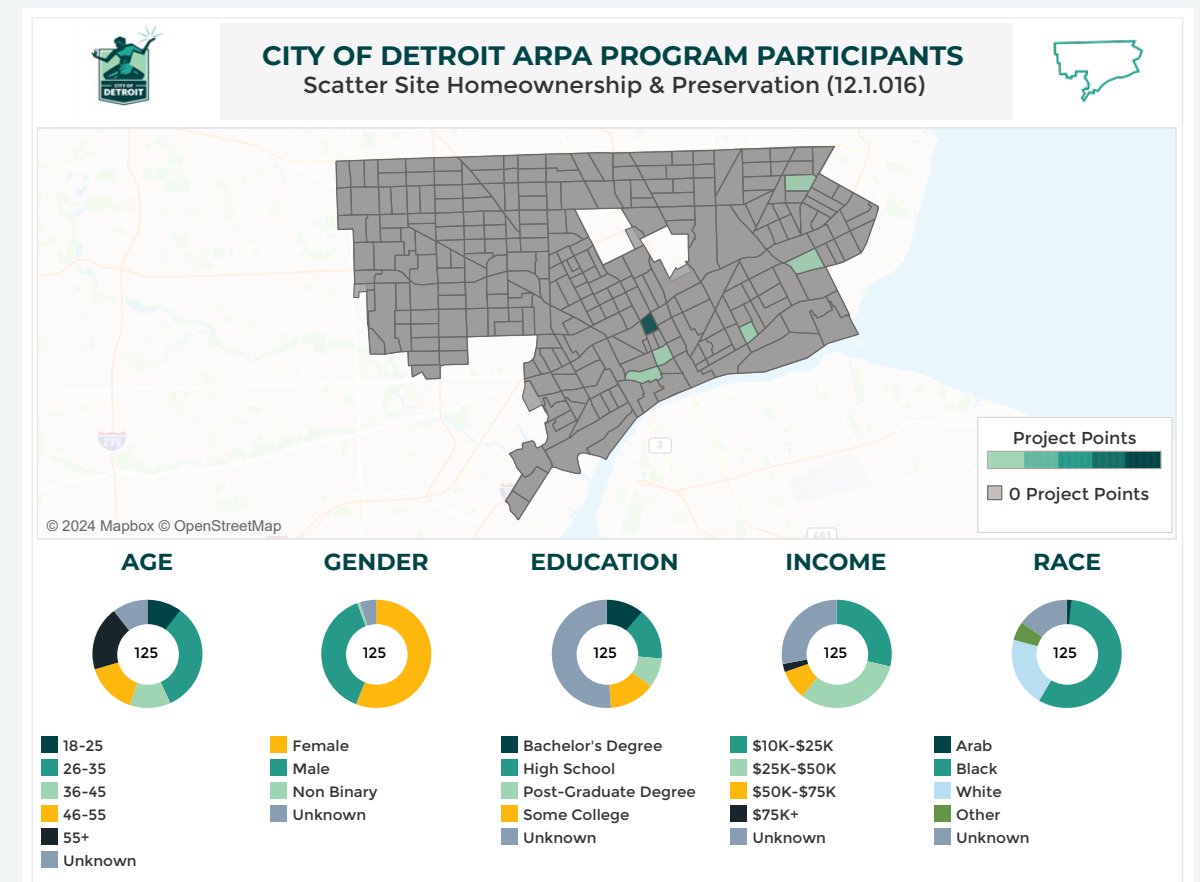
- Convert low-income renters into first-time homeowners through a lease-to-purchase program, thereby creating long term generational wealth as well as housing stability.
- Allow renters to remain in their homes and avoid displacement due to foreclosure, rent increases, or building shutdowns.

Outcomes:

- Preserve affordable housing inventory throughout the city
- Increase opportunities to accrue wealth through homeownership for first time low-income homeowners

Outputs:

- Number of affordable housing units preserved as affordable throughout the City: **10116 units**
- Number homes repaired before sale: **7 homes**
- Number households served with relocation services: **42 households**

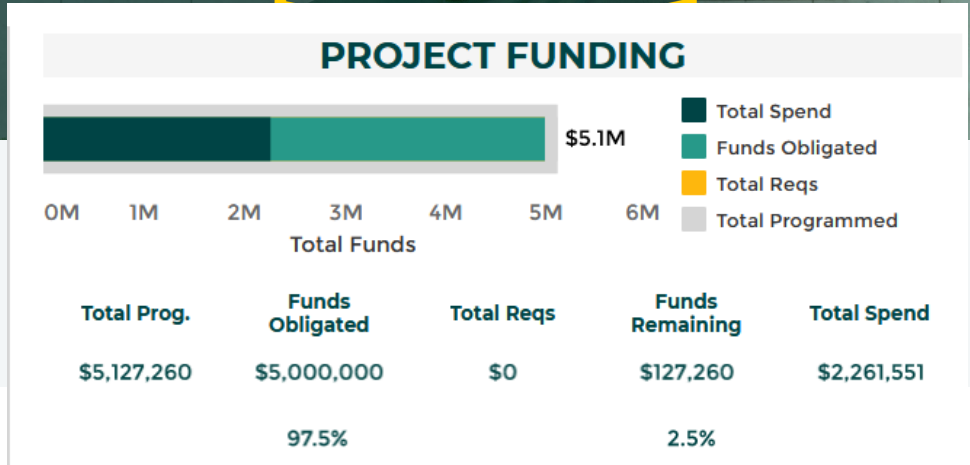



Affordable Housing Development – Benjamin O. Davis Veterans Village (BODVV)*

Project ID: 12.4.021
 AUL Date: 01/04/22
 EC#: 2.16

Project Description:

Coming soon



Featured Project Metrics

Long Term Goals:

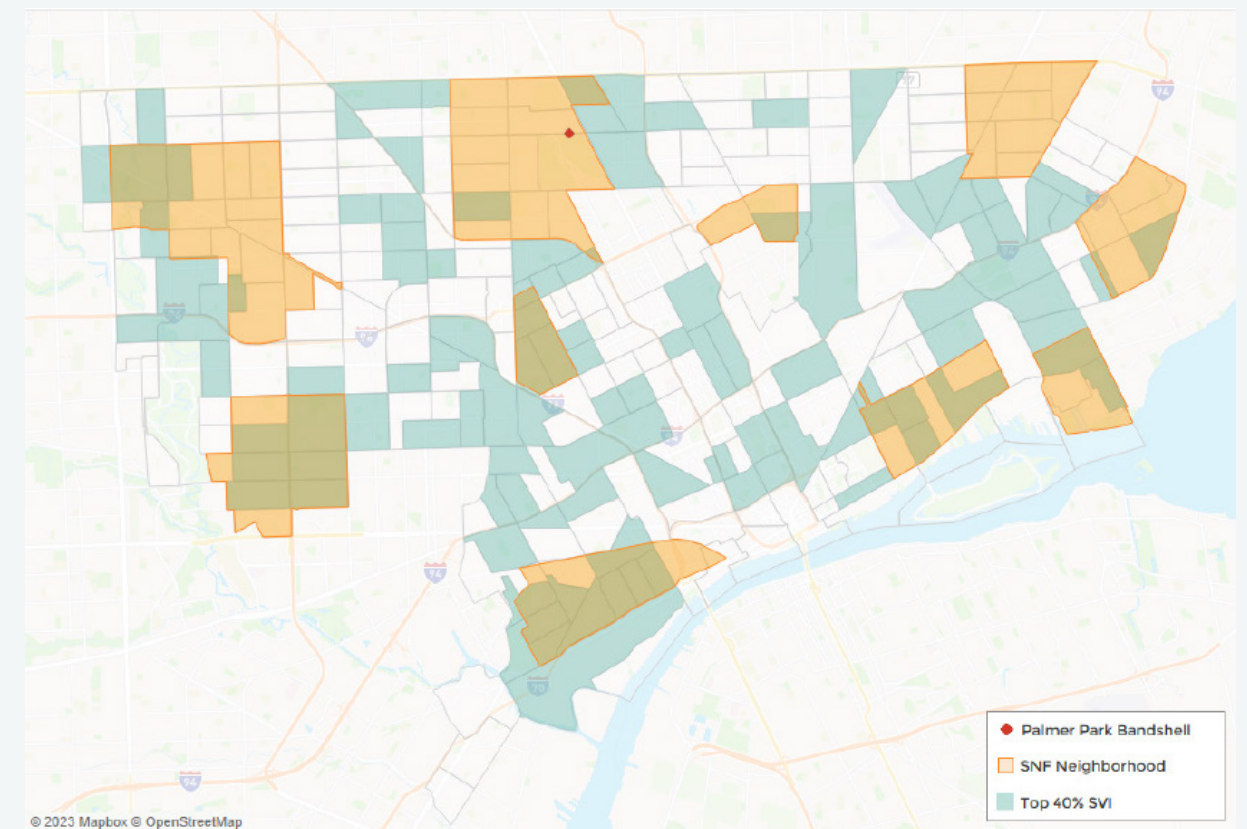
- New Construction to provide affordable housing units in the Conner Creek neighborhood

Outcomes:

- Increase availability of affordable and stable housing
- Acquire funding support to facilitate project construction
- Provide Permanent Supportive Housing (PSH)

Outputs:

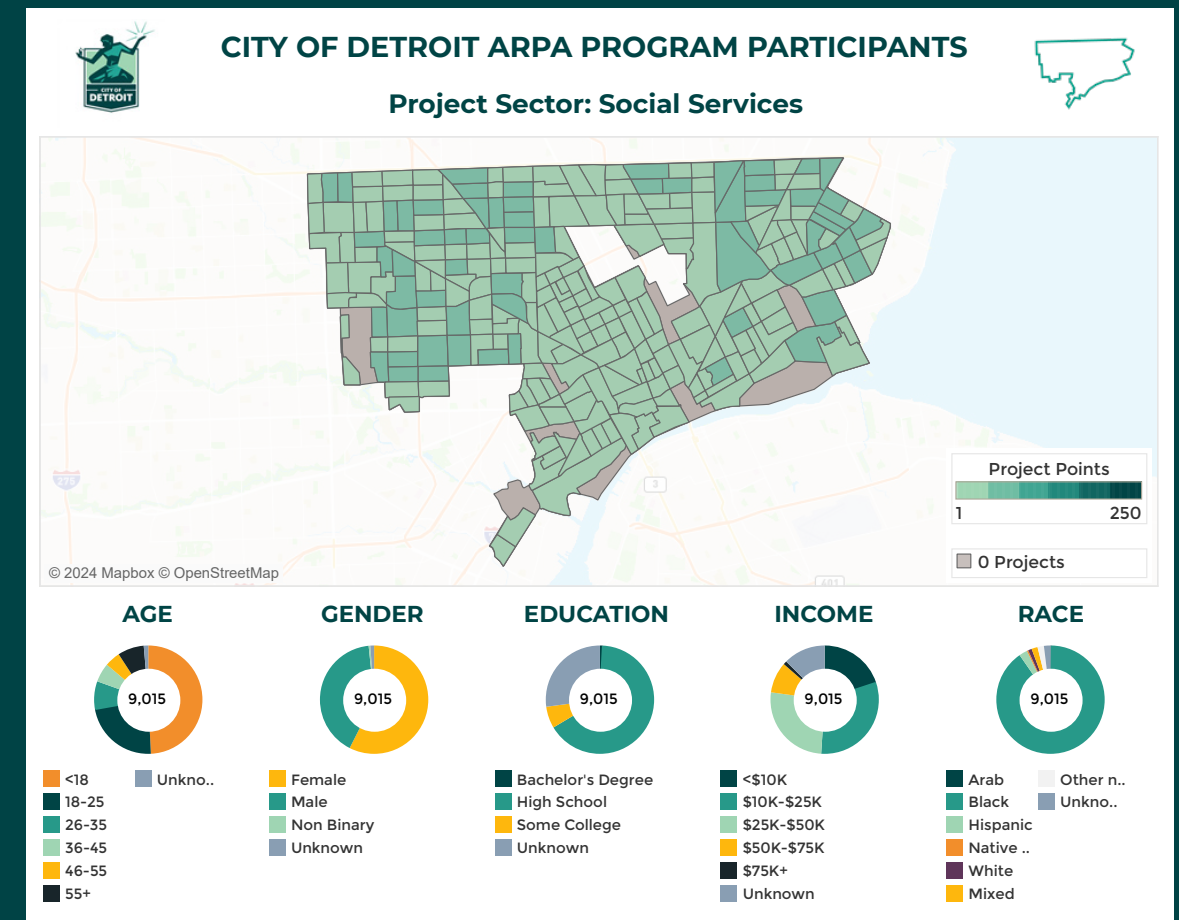
- Number of affordable housing units completed (80% Area Median Income or less):
- **Coming soon**
- Number of affordable housing units with qualified occupants **Coming soon**
- Number of completed units occupied by original tenants: **Coming soon**



Social Services 43 Projects

Total Programmed: \$166,115,951

The Social Services Portfolio is comprised of projects providing workforce, human services, and case management level interventions on the level of individual city residents aiming to produce household stability and create pipelines to generational wealth.



Project Insights:

Youth Empowerment and Employment Growth: The Summer Youth Employment Program (GDYT) has seen a significant increase in both youth applications and employer interest compared to previous years. This uptick not only demonstrates the program's popularity but also underscores its importance in providing meaningful work experiences for Detroit's youth, supported by philanthropic efforts integral to sustaining and expanding such initiatives.

Key Takeaways:

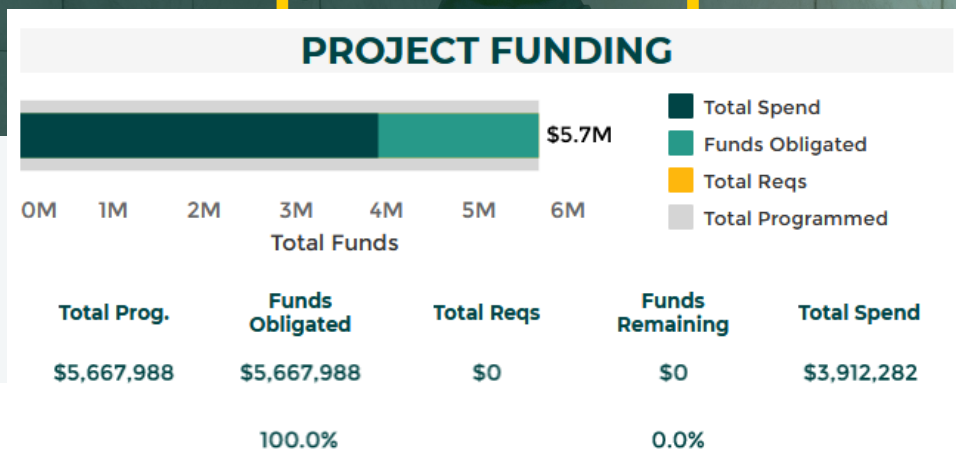
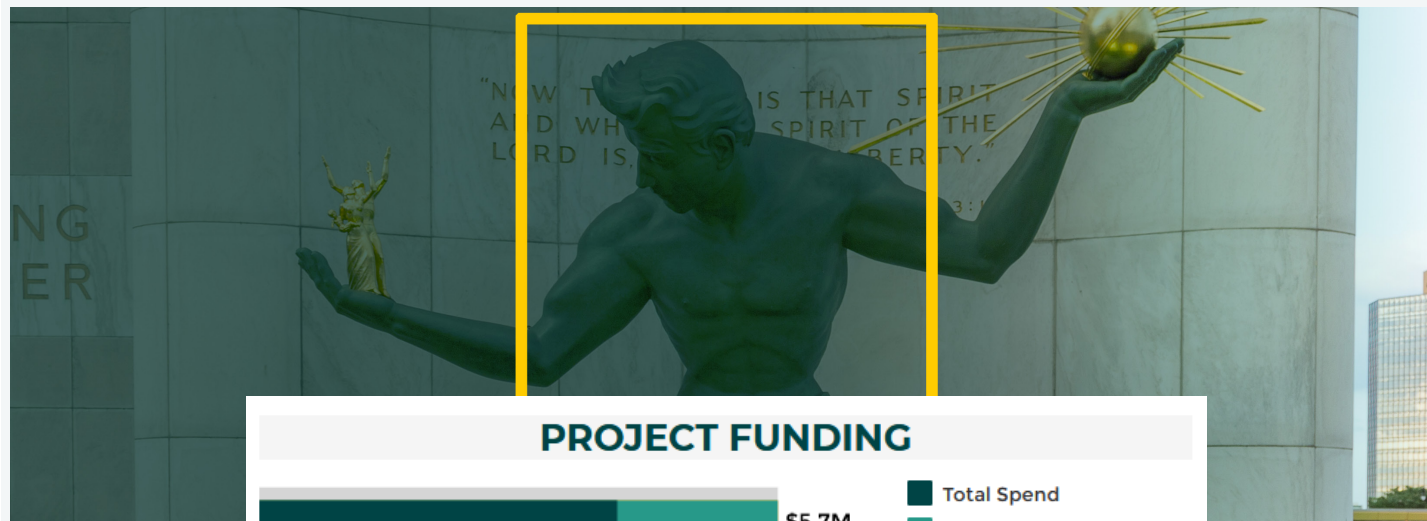
- Youth Empowerment and Employment Growth: The Summer Youth Employment Program (GDYT) has seen a significant increase in both youth applications and employer interest compared to previous years. This uptick not only demonstrates the program's popularity but also underscores its importance in providing meaningful work experiences for Detroit's youth, supported by philanthropic efforts integral to sustaining and expanding such initiatives.

Adult High School Certification Program

Project ID: 06.2.004
 AUL Date: 05/02/22
 EC#: 2.10

Project Description:

The Adult High School Certification program offers stipends to adult residents in the City of Detroit who enroll and participate in the Adult High School Certification Program to complete their high school diploma or GED. The program's goal is to increase the number of Detroit residents with a high school diploma or GED. By obtaining a GED or diploma, more residents will have access to post-secondary training required for middle class jobs and careers.



Featured Project Metrics

Long Term Goals:

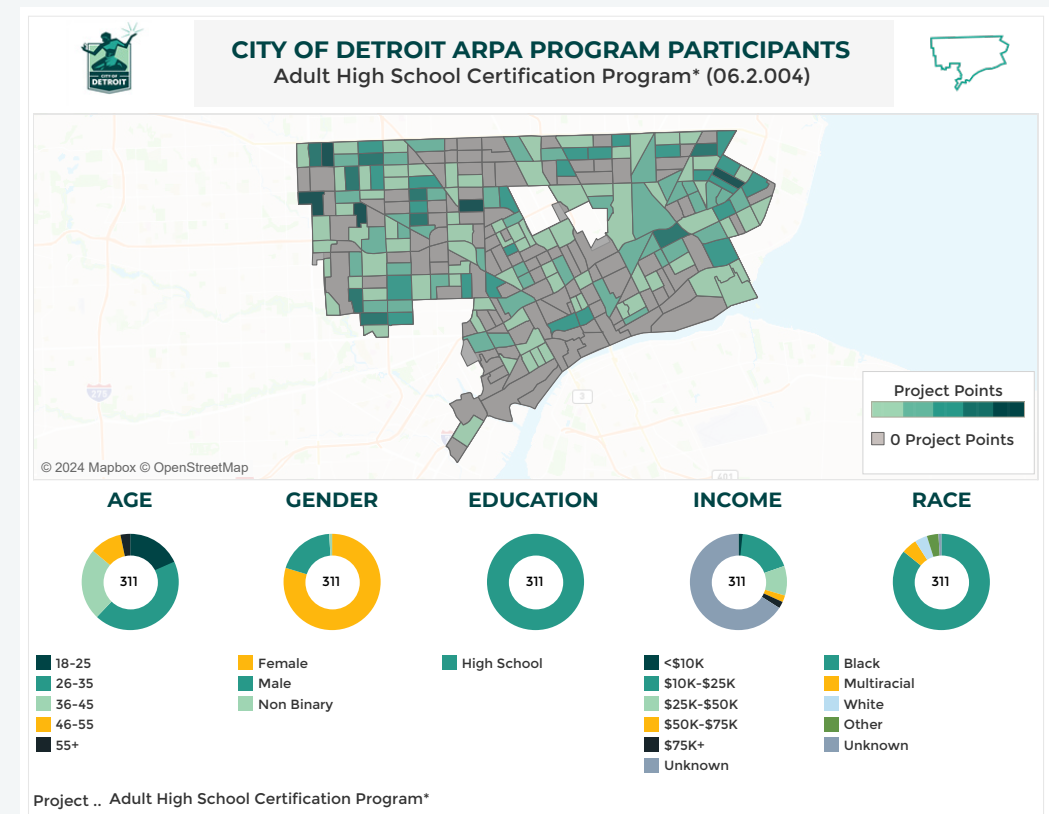
- Increase the number of residents that receive their high school diploma or GED so that more residents have access to post-secondary training required for middle class jobs and careers

Outcomes:

- Adminstrate an academic instruction for adult residents to complete their high school equivalency
- Increase access to post-secondary learning or education
- Increase networking opportunities for participants to gain job skill training with community professionals otherwise inaccessible

Outputs:

- Number of enrollees who obtained a diploma/high school equivalency (HSE) and/or increase functional academic levels, as measured by pre- and post- CASAS academic assessments: 109 enrolles
- Number of inquires about the program: **4455 inquiries**
- Number of enrollees in the program: **1114 enrollees**

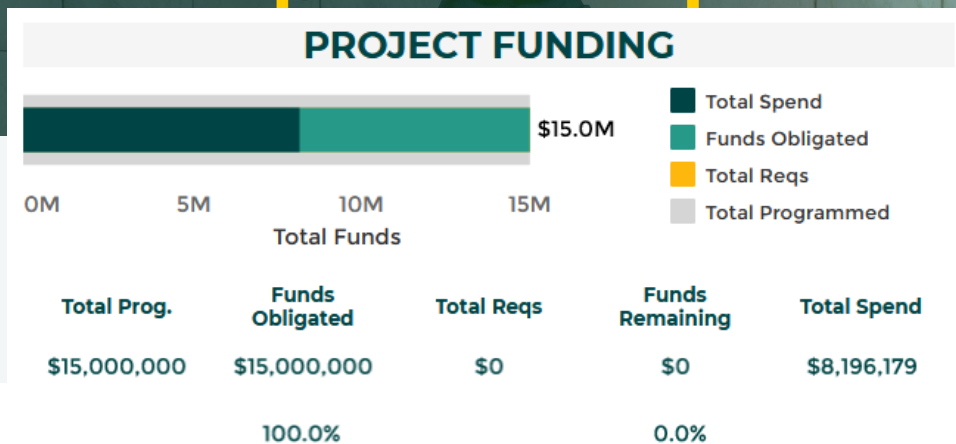
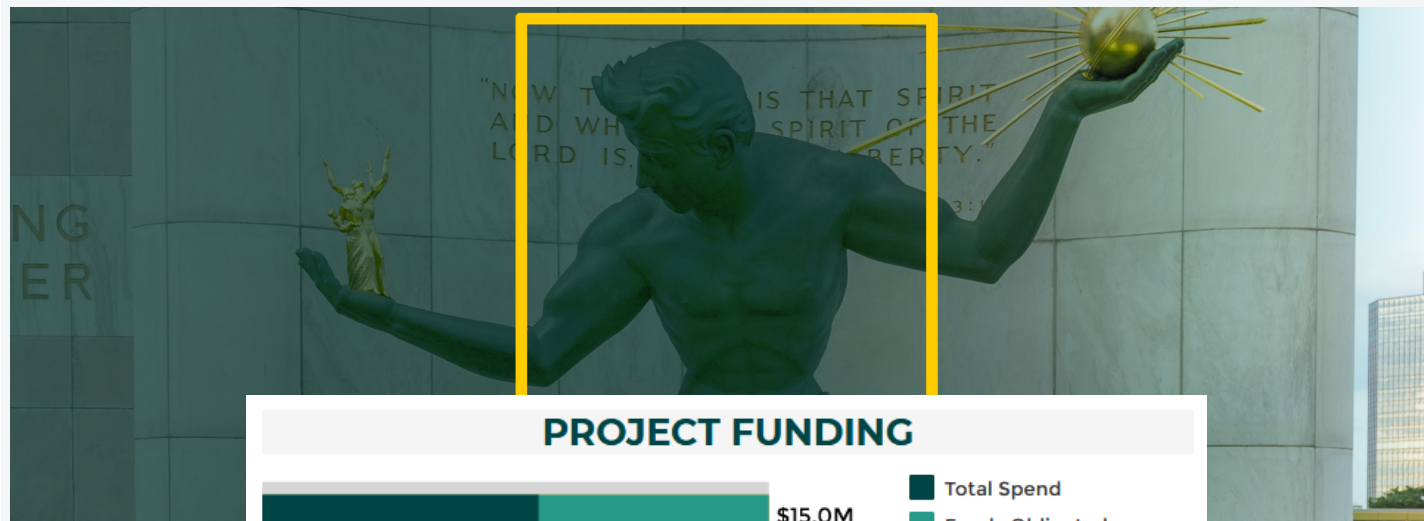


Community Health Corps

Project ID: 06.1.032
 AUL Date: 11/01/21
 EC#: 2.19

Project Description:

Aims to provide comprehensive support services to residents most in need, collaborating with city departments and agencies to stabilize households and reduce severe poverty.



Featured Project Metrics

Long Term Goals:

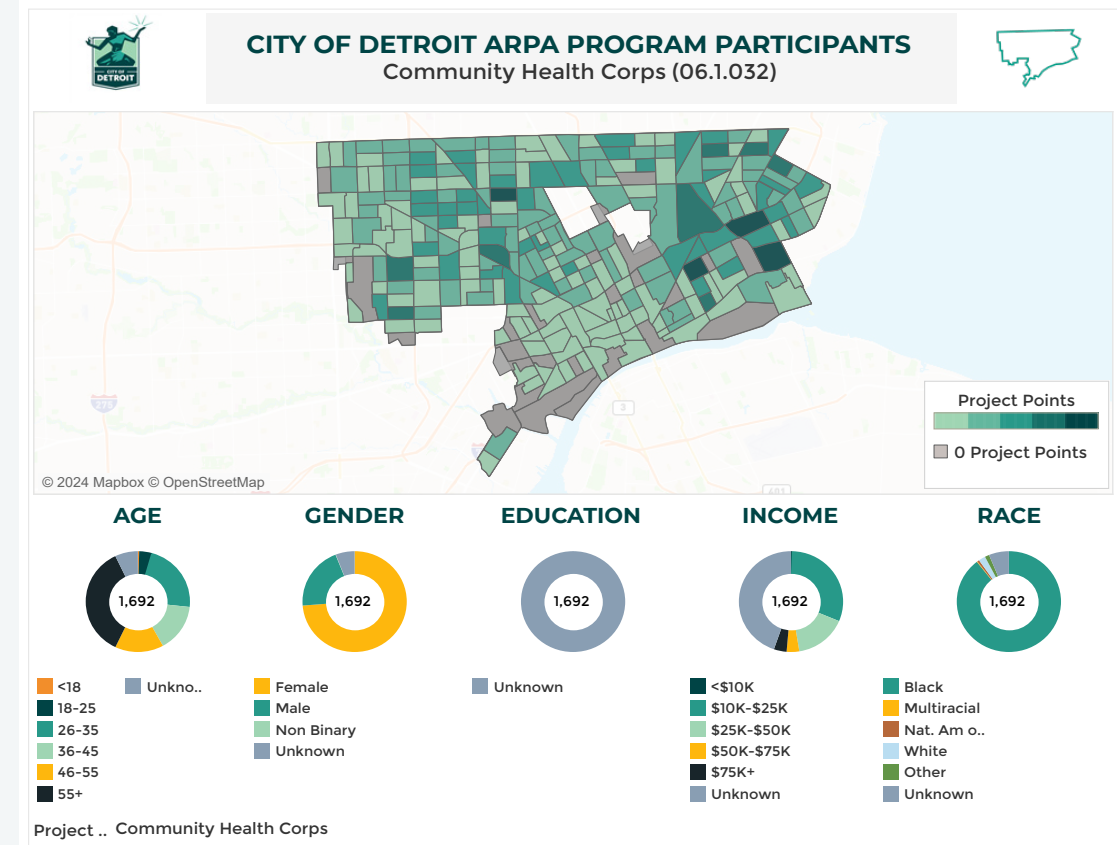
- To alleviate the poverty tied to poor health risk factors by expanding wraparound service assistance to Detroit residents living significantly below the federal poverty line.
- Offer a safety net of coordinated resource assistance to Detroit residents living at or below 300% FPL in order to improve housing stability

Outcomes:

- Increase capacity, connection and partnerships with nonprofits across the city.
- Increase CHC clients quality-of-life (self-reported).

Outputs:

- Number of referrals resulting in completed legal services: **85**
- Number of referrals: **186**
- Number of unique individuals served by the program: **Coming soon**

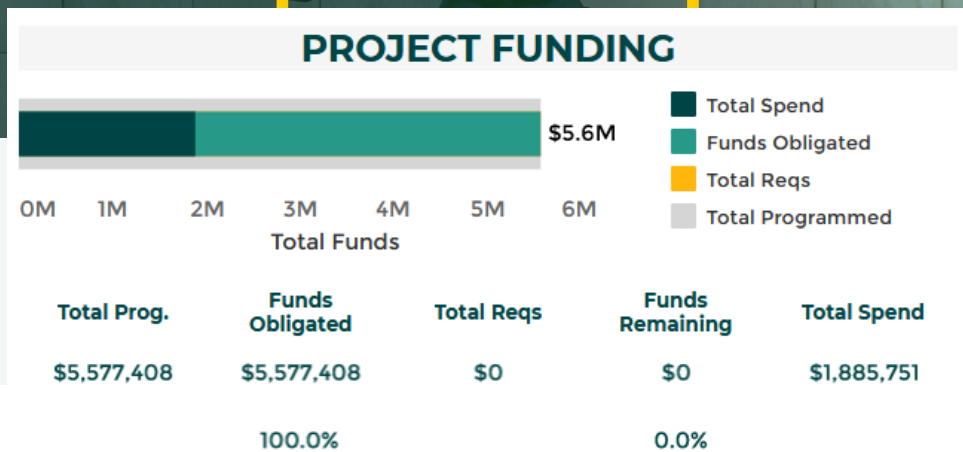
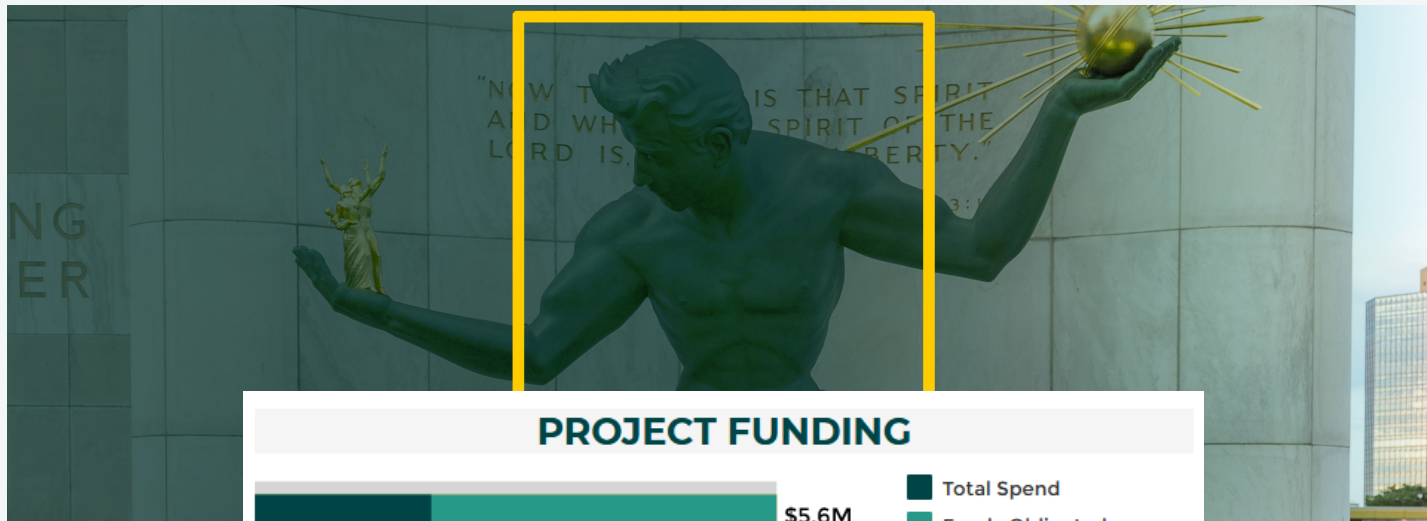


DAW Job Training

Project ID: 09.3.179
AUL Date: 08/29/23
EC#: 2.10

Project Description:

The goal of the Detroit At Work Job Training (DJT) is to increase the number of adult residents in the City of Detroit who hold a job-specific credential and/or are gaining new job skills. The DJT will support job skill specific instruction to adult Detroiters who are interested in continuing or pursuing a new career. The program is open to residents who are of at least 18 years of age and will enroll 600-2000 participants.



Featured Project Metrics

Long Term Goals:

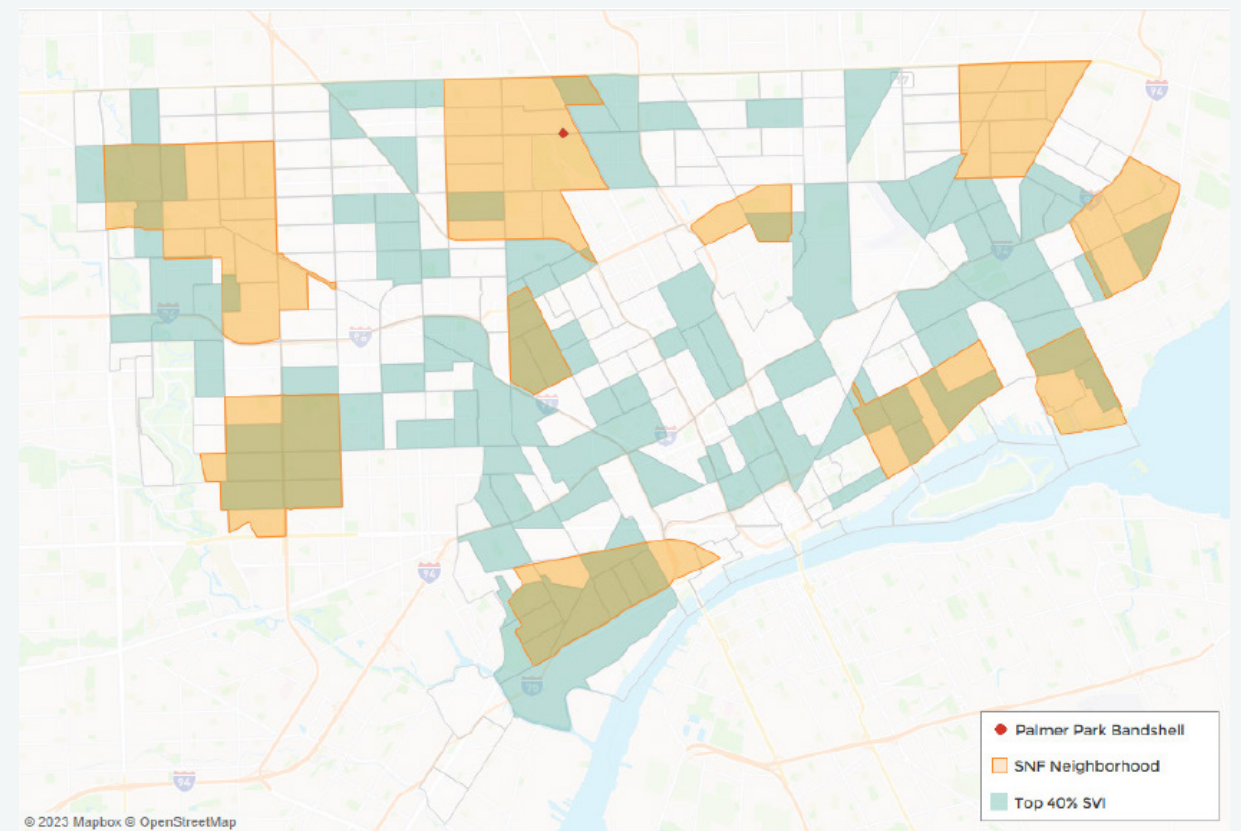
- . Coming soon

Outcomes:

- . Coming soon

Outputs:

- Number of participants who obtained a Commercial Driver's License: **Coming soon**
- Number of participants who obtained a Certified Nursing Assistant certification: **Coming soon**
- Number of participants who obtained a Dental Hygienist Assistant certification: **Coming soon**

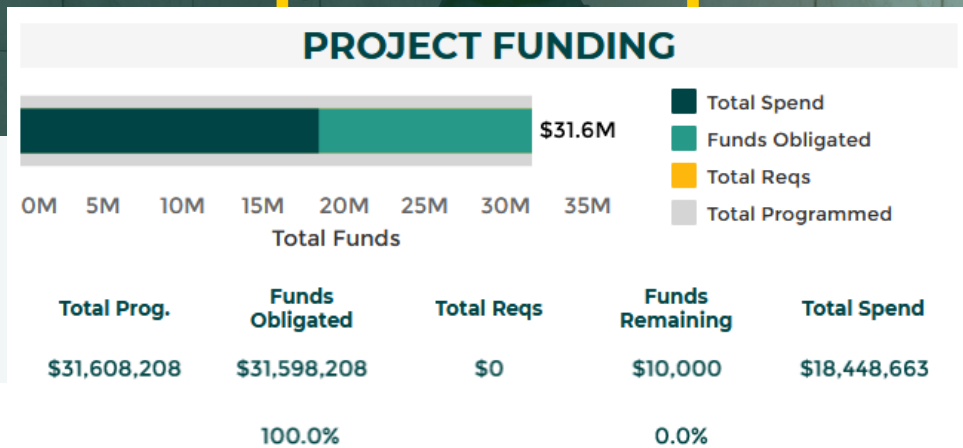
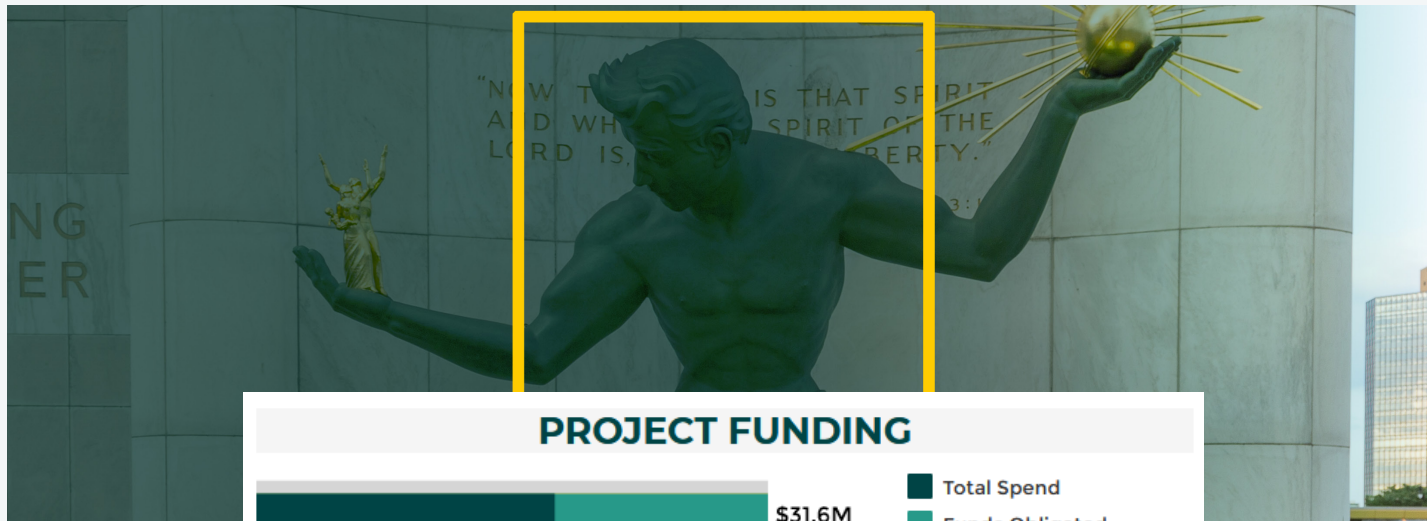


JumpStart

Project ID: 09.2.134
AUL Date: 09/15/22
EC#: 2.10

Project Description:

JumpStart is a program designed to help long-term unemployed Detroit residents reengage in the job market. Well established community-based organizations will conduct outreach to identify and connect these residents to opportunities for education, workforce training and supportive services.



Featured Project Metrics

Long Term Goals:

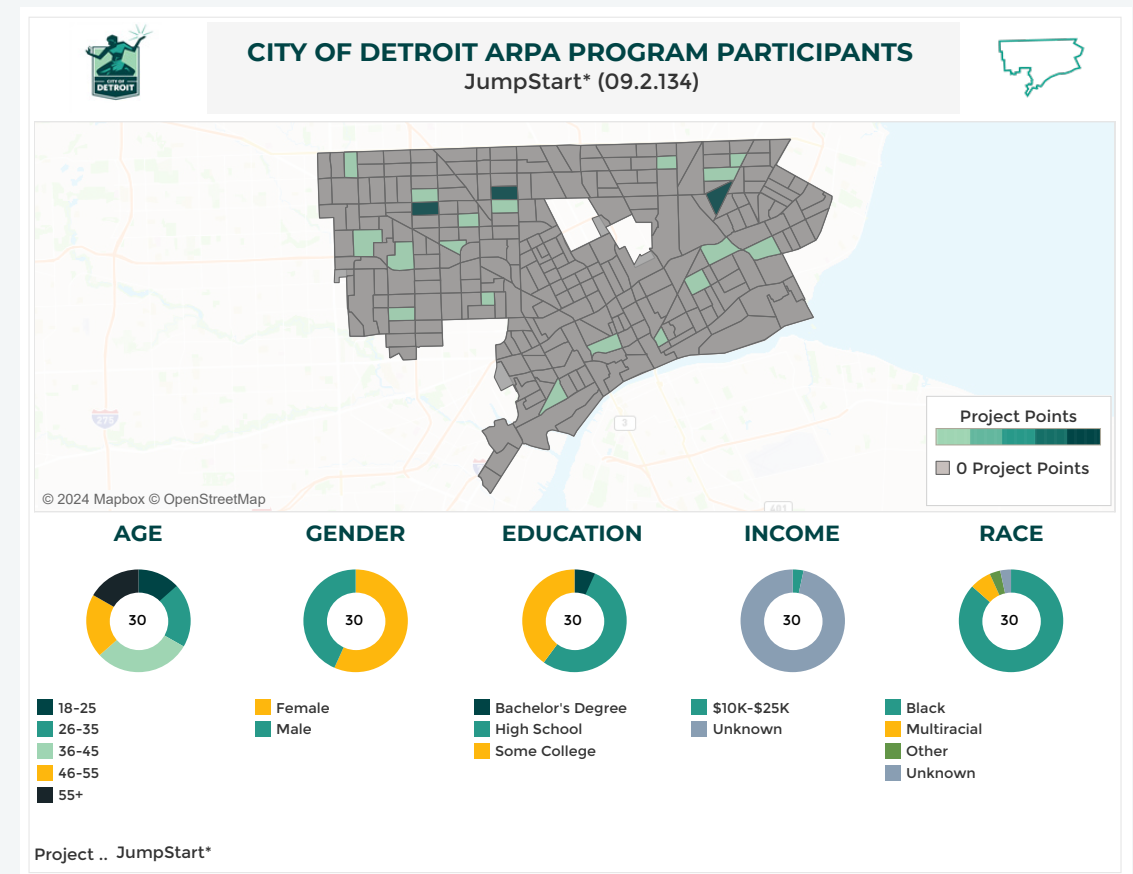
- Improve economic outlook and mobility for unemployed residents
- Increase levels of employment
- Increase capacity and scope of community organizations in Detroit

Outcomes:

- Long-term Detroit residents are properly supported and reintroduced to the workforce
- In-Detroit Organizations will have increased capacity to conduct outreach to targeted individuals
- Long-term unemployed Detroit residents have improved their professional skillset

Outputs:

- Number of participants who complete a job placement: **280 participants**
- Number of participants who complete occupational training: **325 participants**
- Number of participants enrolled in JumpStart: **1828 participants**

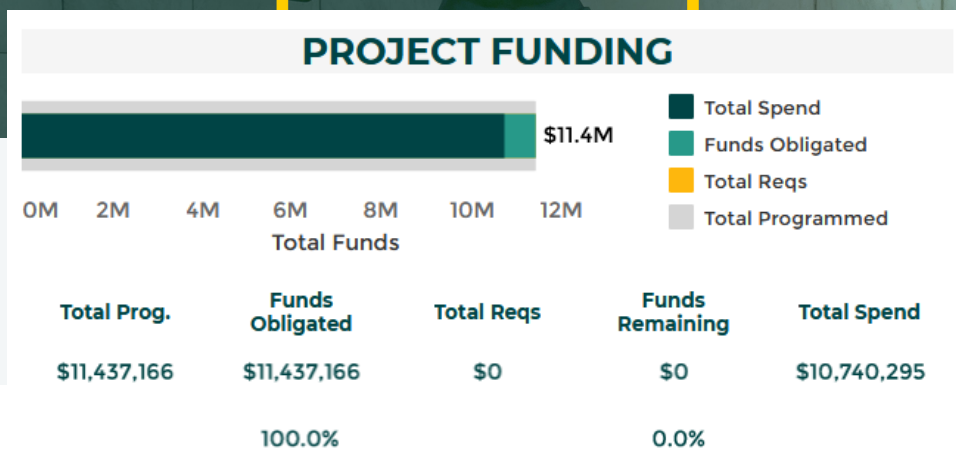
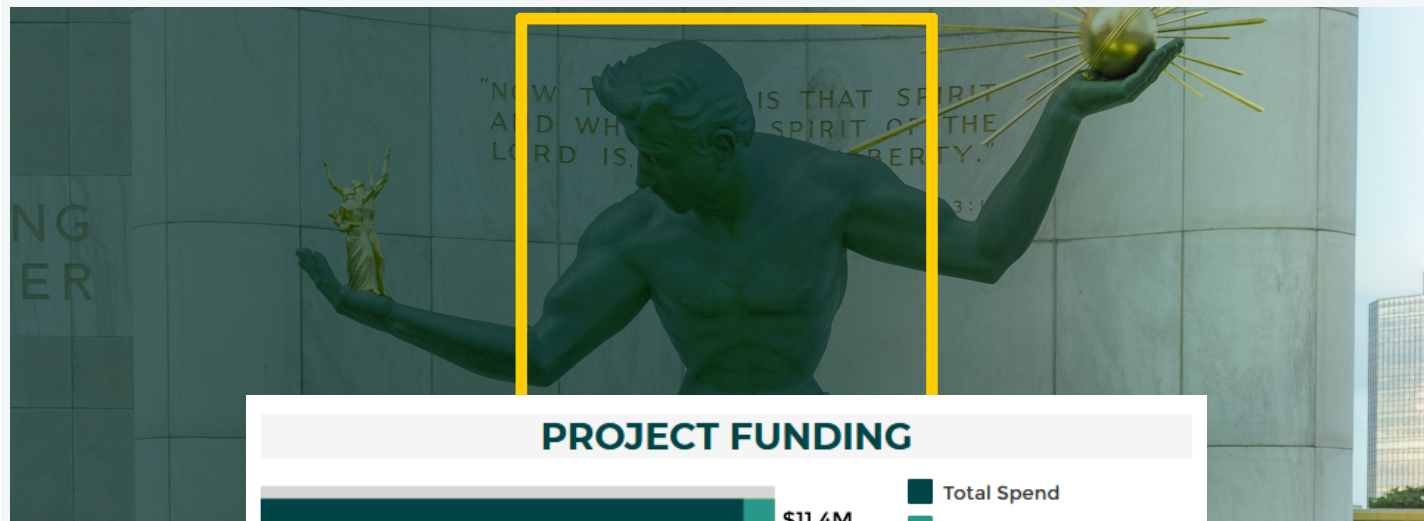


Skills For Life – Education

Project ID: 09.1.127
 AUL Date: 07/07/22
 EC#: 2.10

Project Description:

Skills for Life is a program that offers job training skills for residents to attain higher wage jobs while also providing supportive services. The program is facilitated by Detroit at Work and the City’s General Services Department. It’s designed to help people who face obstacles in finding employment, such as those who have been incarcerated before, those who don’t have a place to live, or those who haven’t completed high school.



Featured Project Metrics

Long Term Goals:

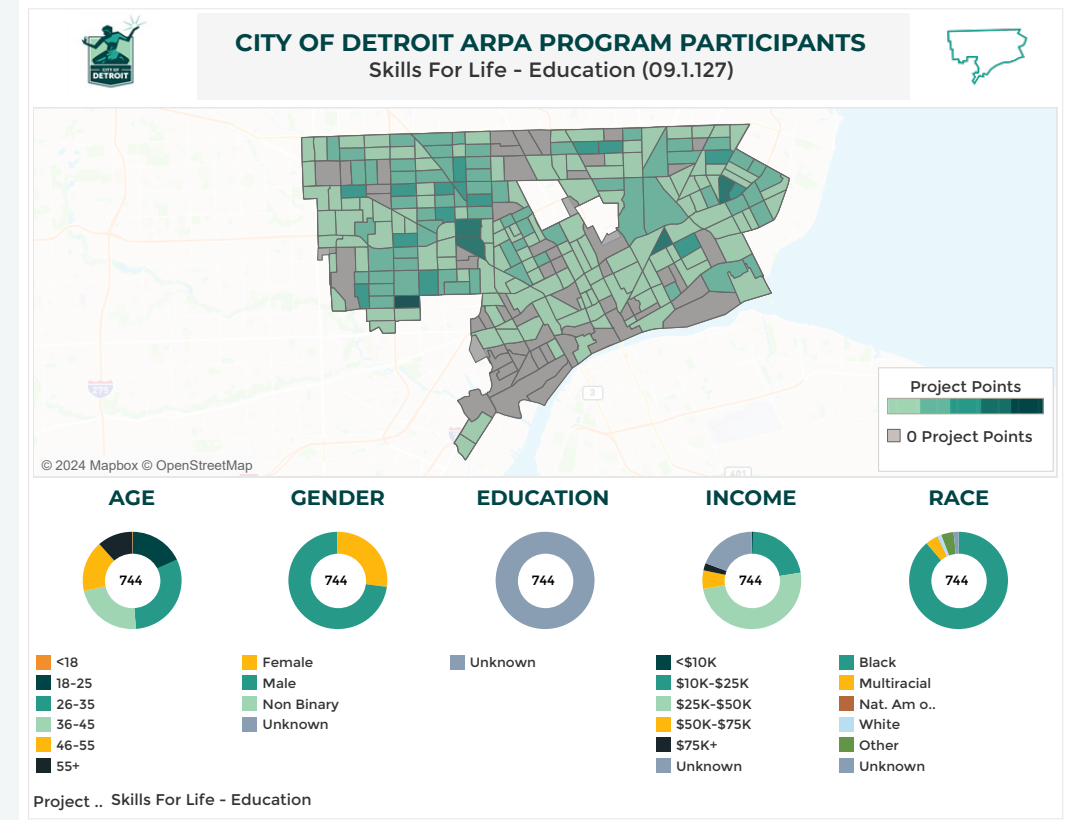
- Break or reduce intergenerational poverty by improving the economic outlook and mobility for a broad range of residents, employing and training Detroiters for higher paying, in-demand jobs and increasing levels of employment.

Outcomes:

- Increase the number of Detroiters with measurable skills gains (e.g., high school diploma or equivalent; industry-recognized credential; functional grade-level)

Outputs:

- # of participants who got a job earning \$17/hr or more: **81 participants**
- Number of people who completed career readiness: **724 people**
- Number of enrollees in an occupational training, high school, GED, or literacy program: **615 Enrollees**

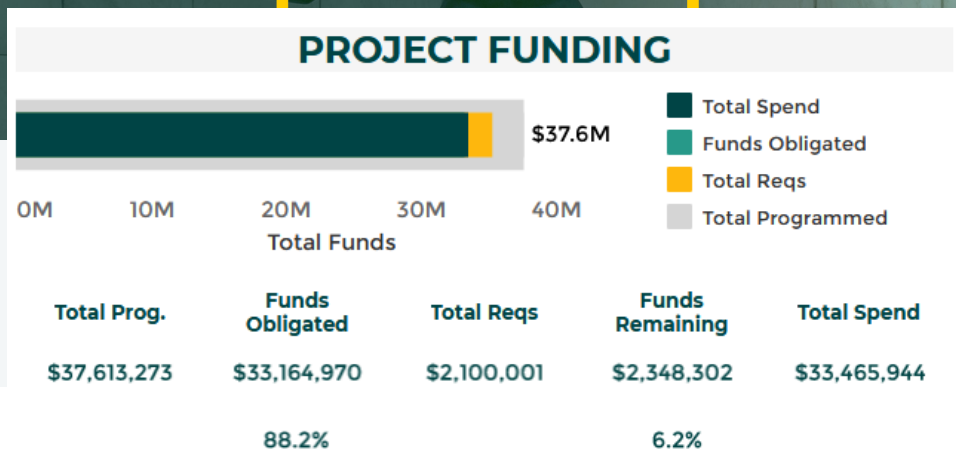
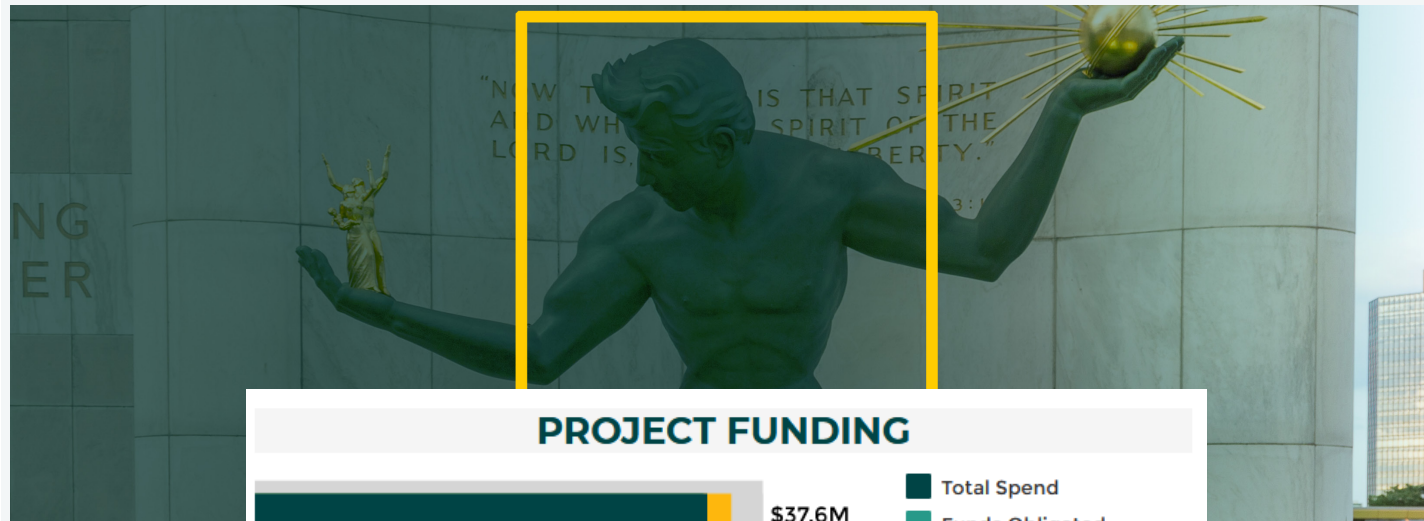


Skills For Life – Work

Project ID: 09.1.001
AUL Date: 09/10/21
EC#: 2.1

Project Description:

Detroit at Work and the General Services Department are teaming up for the Skills for Life project, aimed at helping unemployed or underemployed Detroit residents affected by COVID-19. The program offers assistance with resume building, obtaining diplomas or credentials, improving math or reading skills, and supportive services such as transportation, childcare, and basic needs resources. The program will be held at various locations, including Detroit at Work Career Centers and training facilities. A great initiative to provide meaningful employment opportunities for those facing barriers to employment.



Featured Project Metrics

Long Term Goals:

- Blight reduction through City-wide beautification of commercial corridors, vacant lots, and parks; Encouraging property owner investment and responsibility for long-term maintenance and remediation of blighted properties and provide provision of high-quality, safe and outdoor spaces and neighborhoods

Outcomes:

- Reduce blight by maintaining parks and trees, painting vacant properties , increasing trash pick-up and beautifying corridor properties

Outputs:

- Tons of trash picked up in all City Parks: **24 tons**
- Number of blight remediations: **335 remediations**
- Number of paint remediations: **1 remediation**

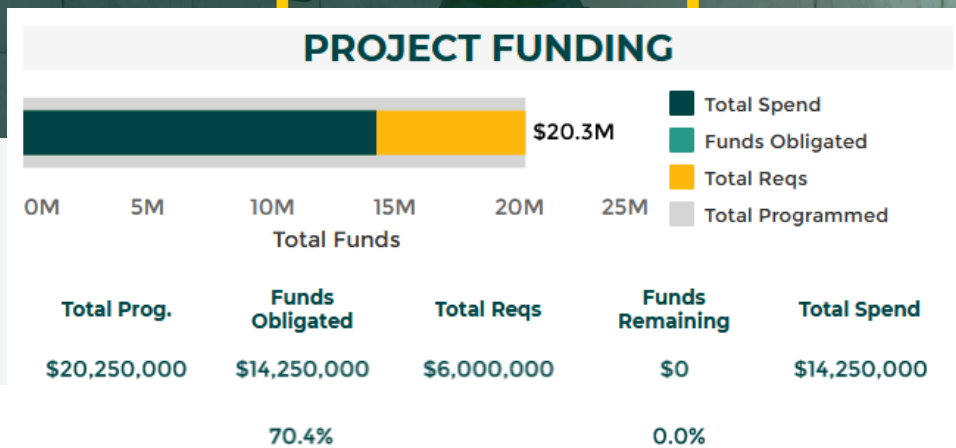
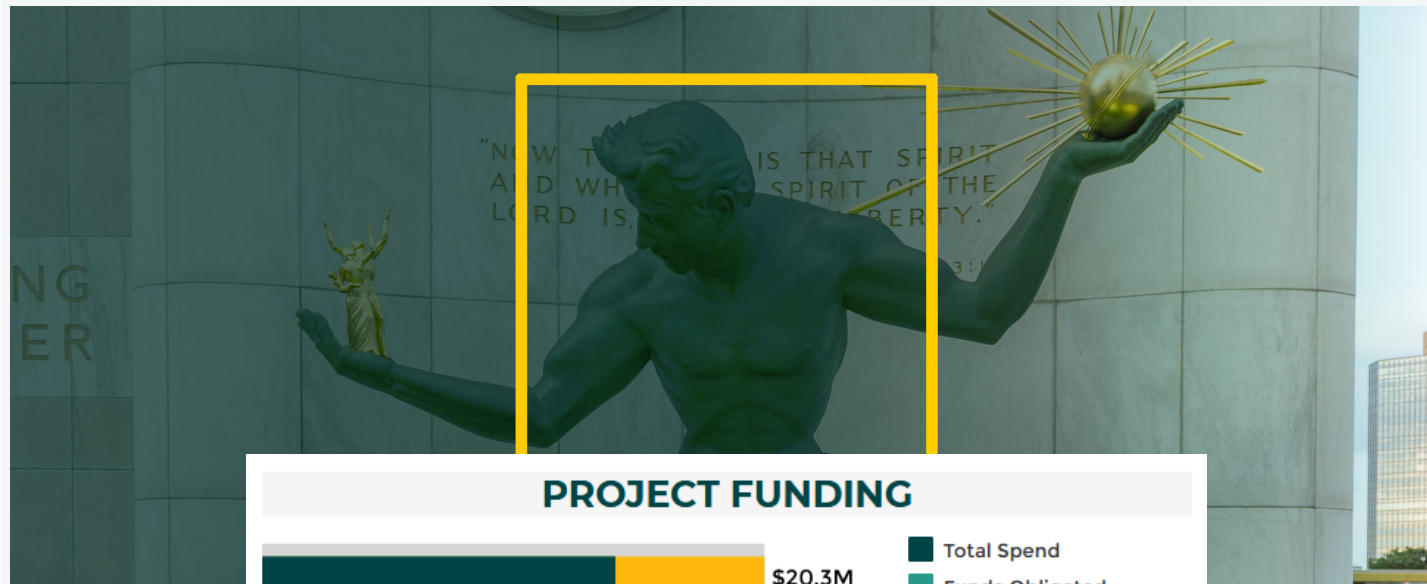


Summer Youth Employment Program

Project ID: 09.2.115
AUL Date: 04/29/22
EC#: 2.10

Project Description:

The Summer Youth Employment Program offers work experience for young people aged 14-24. It has three levels for different levels of experience: Career Exploration for ages 14-16, Ready for Work for ages 16-18, and Career Pathways Internship for ages 17-24. It's an opportunity for Detroit youth to improve their employment and receive career training.



Featured Project Metrics

Long Term Goals:

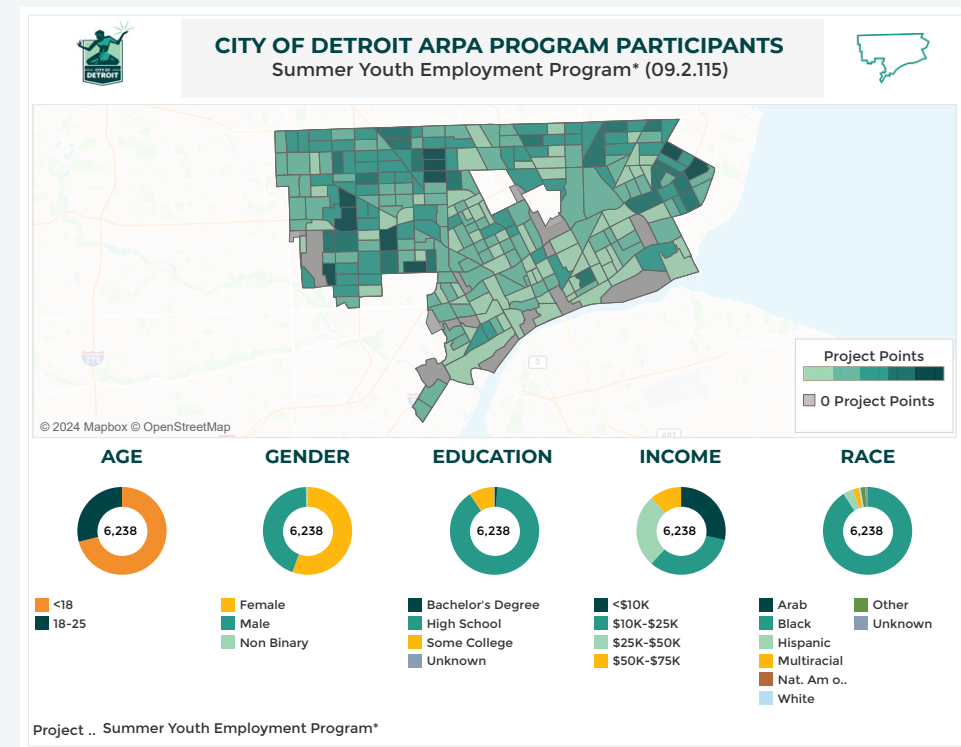
- A reduction of intergenerational poverty by reducing the proportion of adolescents and young adults who are not in school or working
- Increasing in-demand employment in working-age people

Outcomes:

- An increase in youth and young people who gain on-the-job skills and training to compete in the job market
- An increase in SYEP enrollees completing the program who report moving on to a positive outcome

Outputs:

- Number of youth enrolled in the program who complete their summer experience, including Affiliate program participant: **13912 youth**
- Number of program participants placed in a summer job opportunity, including Affiliate program participants: **16623 participants**
- % of SYEP end-of-service respondents who report learning valuable technical or job readiness skills by participating in the program: **91%**



Infrastructure

5 Projects

Total Programmed: \$20,400,000

The Infrastructure Portfolio targets investments in city infrastructure to help facilitate urban regeneration by building up the capacity of city services through initiatives including commercial corridor parking development, updating records management facilities & processes, and constructing new streetscapes.

Targets investments in city infrastructure to help facilitate urban regeneration by building up the capacity of city services through initiatives including commercial corridor parking development, updating records management facilities & processes, and constructing new streetscapes.

Project Count	Total Programmed	Amount Obligated	Total Requisitions	Funds Remaining	Total Spend
5	\$20,400,000	\$20,192,020	\$2,420,001	(\$2,212,021)	\$5,879,229

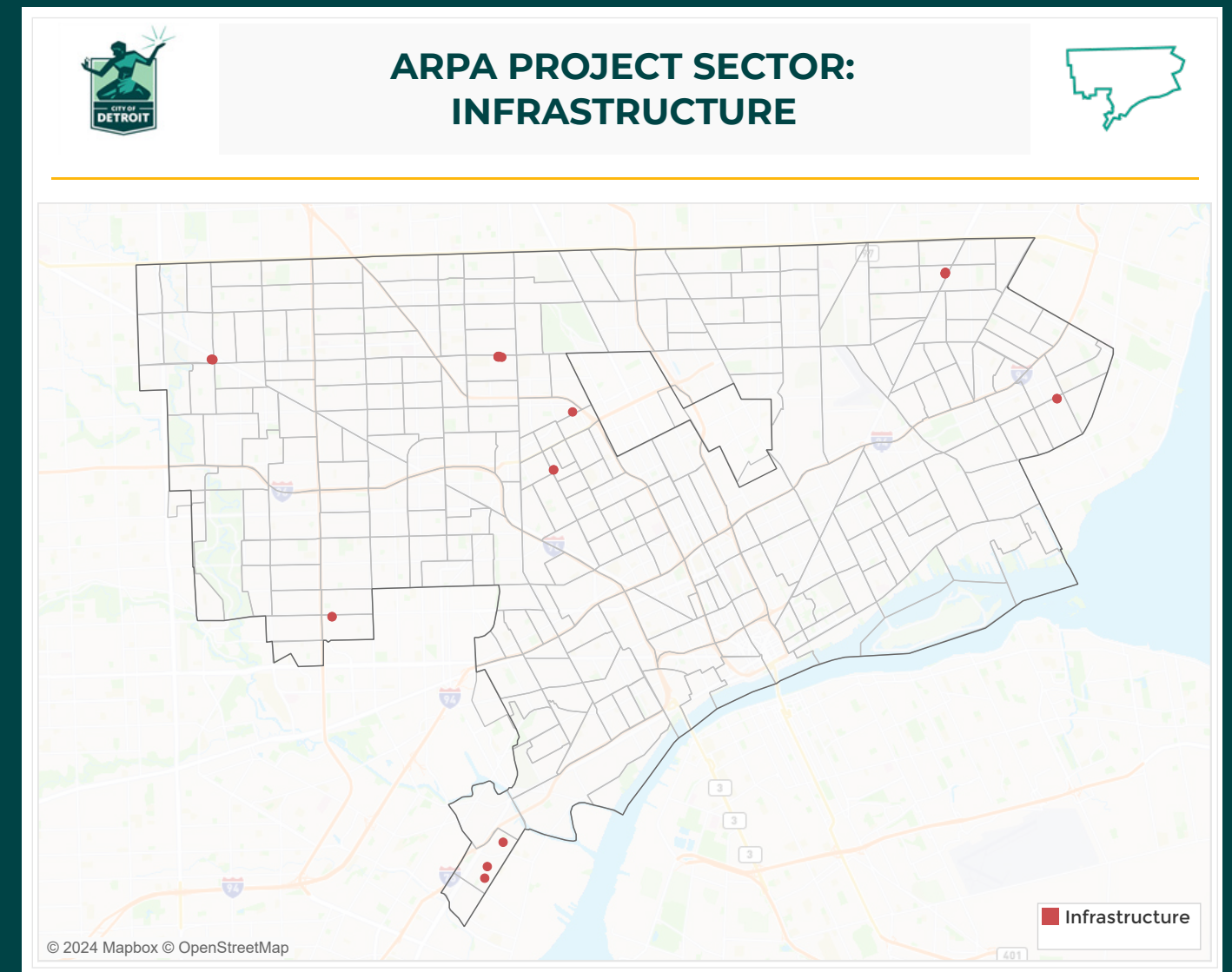
7	146	7	118	2,700
Number of parking Facilities Created	Number of parking Spaces Provided	Number of vacant lots activated	Number of survey responses collected	Number of standardized boxes processed and transferred to secure area
Commercial Corridor Parking			Dexter Ave Streetscape	City of Detroit Records Management at Oakman

Project Insights:

The City of Detroit's streetscape and commercial corridor improvements support the City's neighborhood planning efforts to improve safety and quality of life for Detroit residents. The concept for this streetscape project was developed through a Neighborhood Framework Plan for the area completed in 2020. The goal is to achieve a beautiful corridor where neighborhood businesses can thrive, and where people feel safe and welcomed. The improvements will encourage all forms of transportation and increase safety for people walking, biking, riding transit and driving.

Key Takeaways:

- **Improve Streetscapes:** Infrastructure projects include streetscape improvements along Dexter Avenue, W. Warren Avenue (between the City of Dearborn limits and Livernois Avenue), Beatrice Street (Outer Drive to Miami Street), Miami Street (Deacon Street to Fort Street), and Deacon Street (Miami Street to Schaefer Highway). The projects aim to address traffic safety issues, create a safe multimodal connection to the Joe Louis Greenway Warren Trailhead, and provide an inviting environment for neighbors and other roadway users.
- **Creating Publicly Accessible Parking Spaces:** New parking spaces have a positive impact on economic development in the surrounding community by driving significant new revenues for nearby small businesses. Additionally, more public parking in the commercial corridors will increase the value of the property it serves.

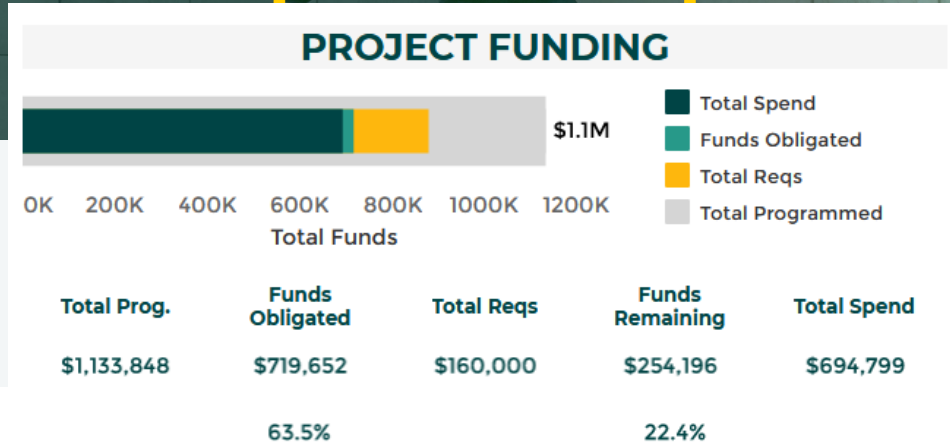
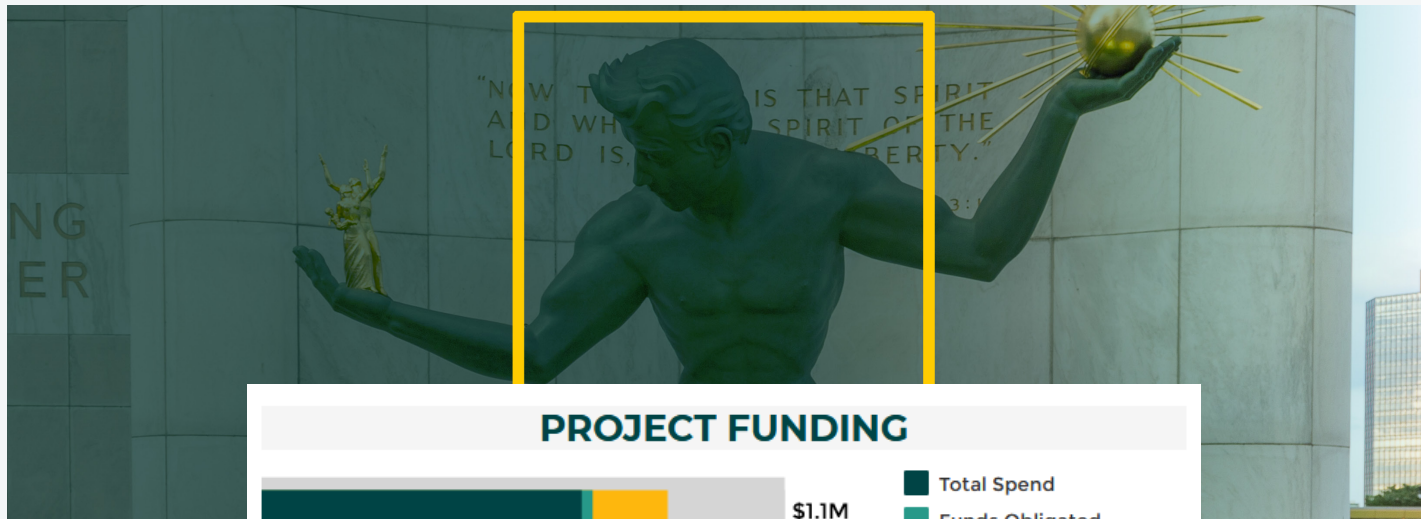


City of Detroit Records Management at Oakman

Project ID: 02.1.091
 AUL Date: 02/14/22
 EC#: 6.01

Project Description:

The purpose of this project is to redesign a City of Detroit document storage facility to properly store physical, and paper documents, support office space that includes worktables and desks for staff, and facilitate access to documents for select, authorized staff members.



Featured Project Metrics

Long Term Goals:

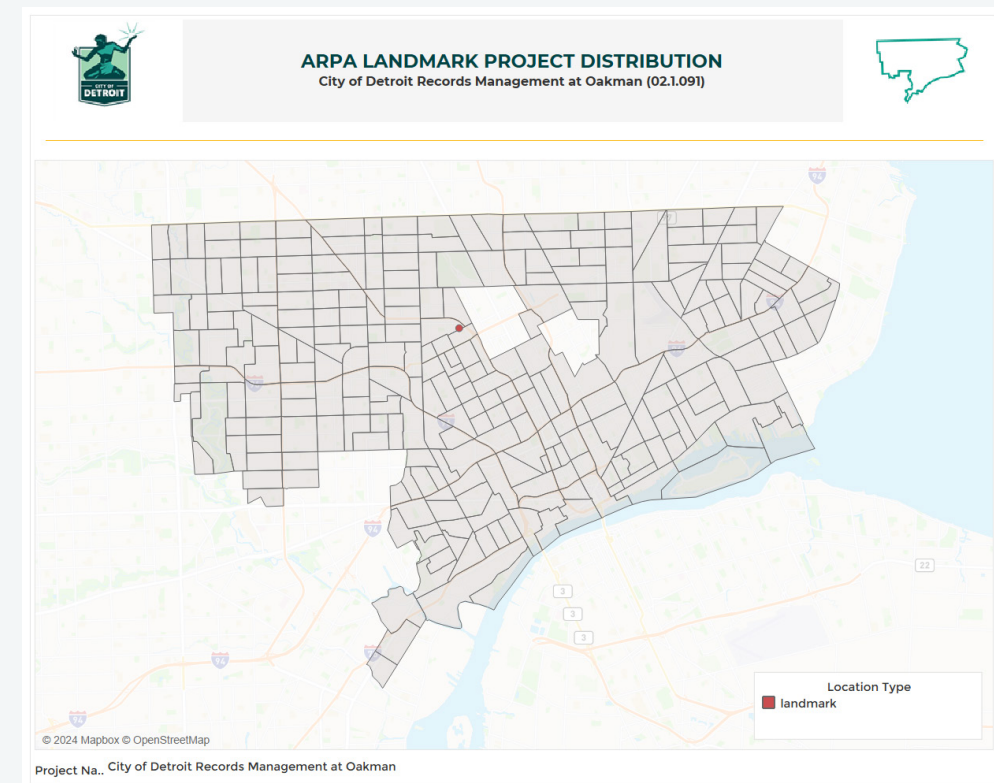
- Secure, long-term retention of physical records without degradation of materials
- Increased efficiency of locating records
- Compliance with local and federal standards

Outcomes:

- Fewer physical records at risk of being damaged
- Installation of gates and security features surrounding records area
- Redesign space to include office space and furniture for managing / working with records
- Compliance with Executive Order 2019-01
- Compliance with Health Insurance Portability and Accountability Act (HIPAA) records retention laws
- Compliance with Freedom of Information Act (FOIA) laws and other records requirements for Law Department

Outputs:

- Number of boxes stored/managed/logged in compliance with HIPAA: **2700 boxes**
- % Progress to installation of fenced, gated records area: **100%**

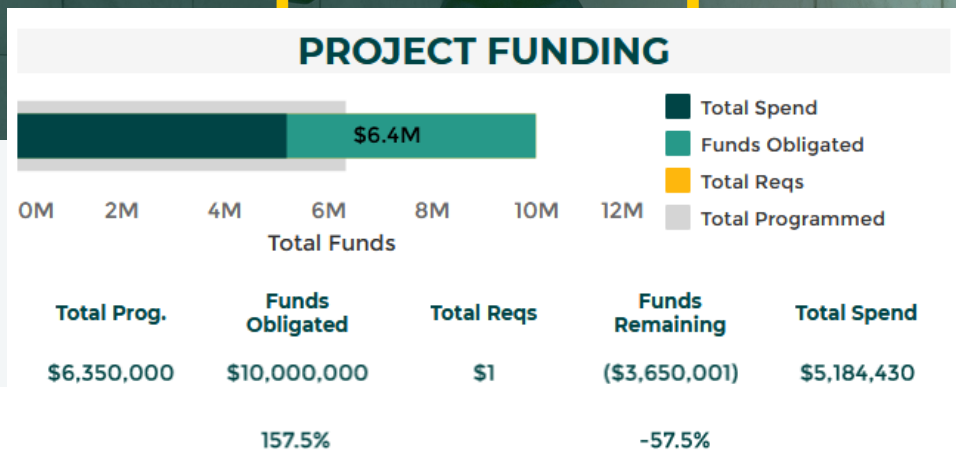
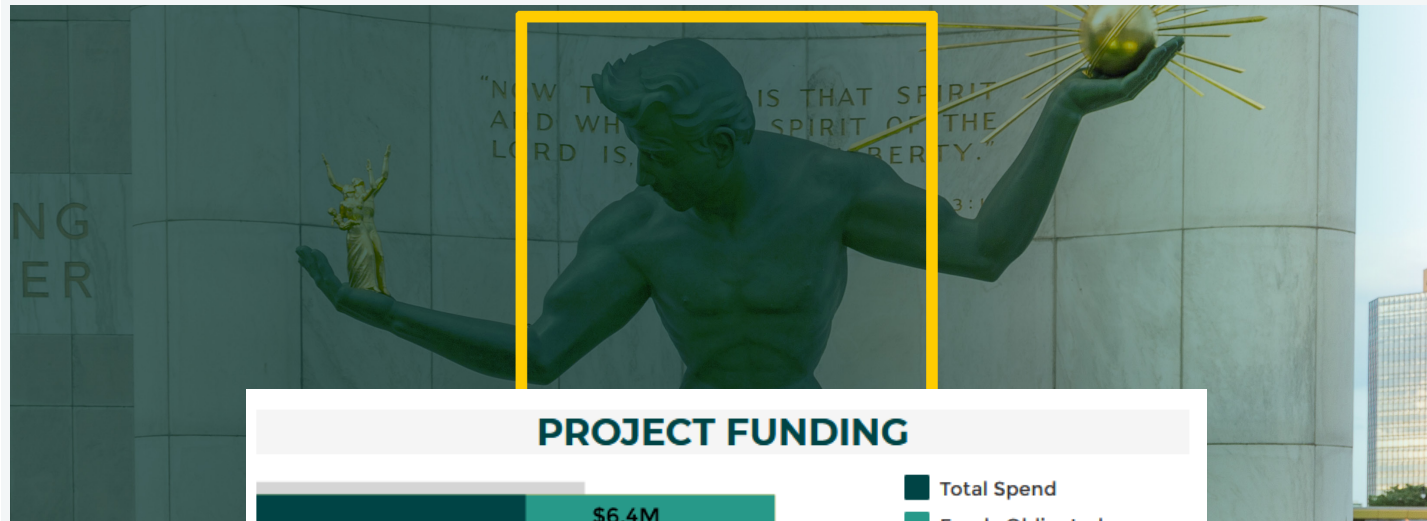


Commercial Corridor Parking

Project ID: 16.5.044
 AUL Date: 04/12/22
 EC#: 6.01

Project Description:

The Commercial Corridor Parking project will create more public parking spaces in the Strategic Neighborhood Fund areas by converting private parking lots. This will positively impact the economy and make life easier for drivers.



Featured Project Metrics

Long Term Goals:

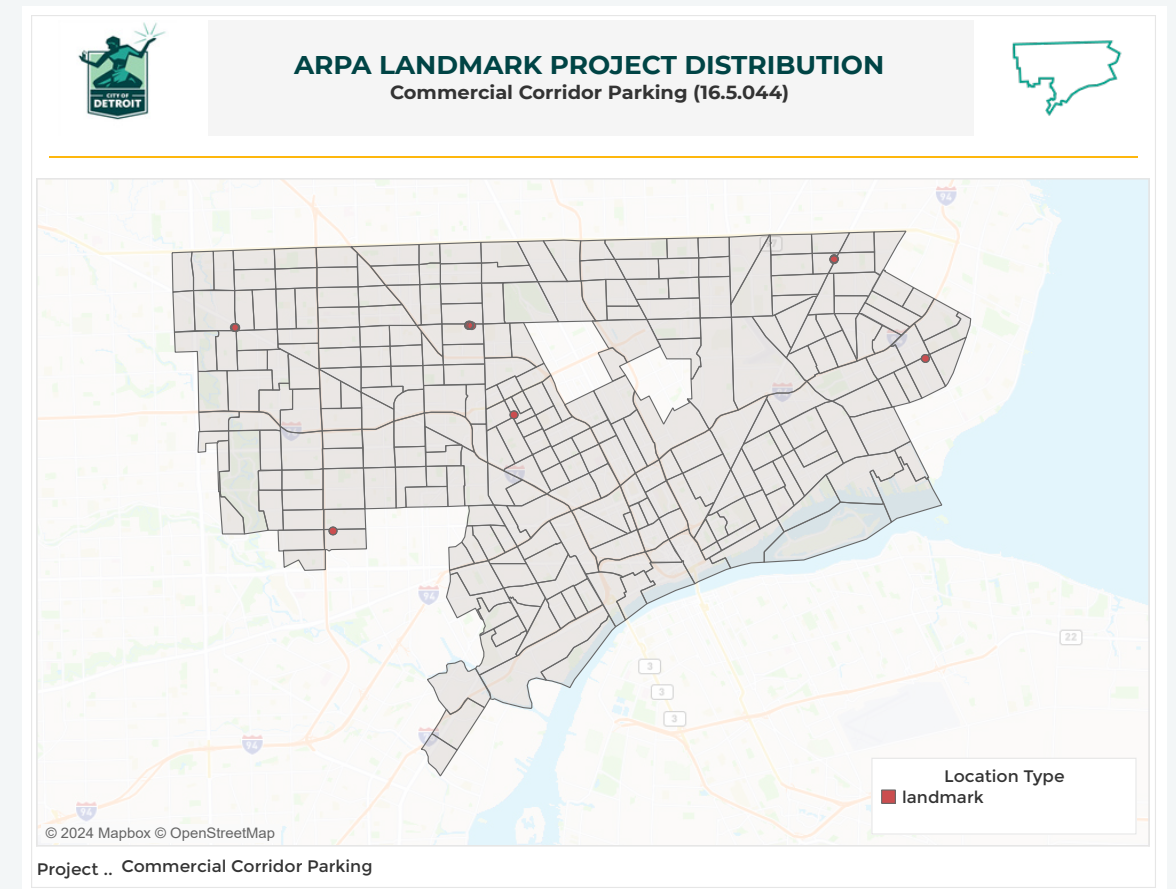
- Create vital and prosperous commercial corridors in Detroit's communities and create local economic opportunities for Detroit's residents.

Outcomes:

- Improve Detroit's Commercial Corridors by providing publicly owned, safe, and accessible parking facilities that promote neighborhood walkability.

Outputs:

- Estimated gallons of stormwater avoided: **77654 gallons**
- % Construction Complete: **98%**
- Number of vacant lots activated: **7 lots**

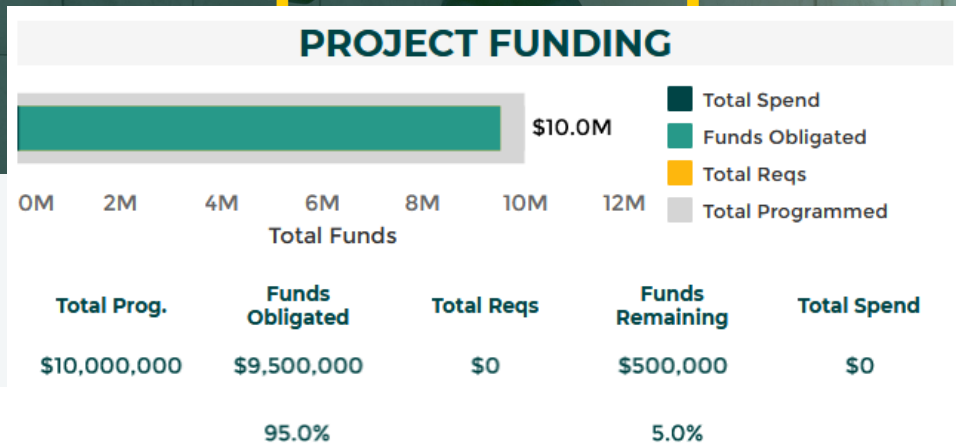
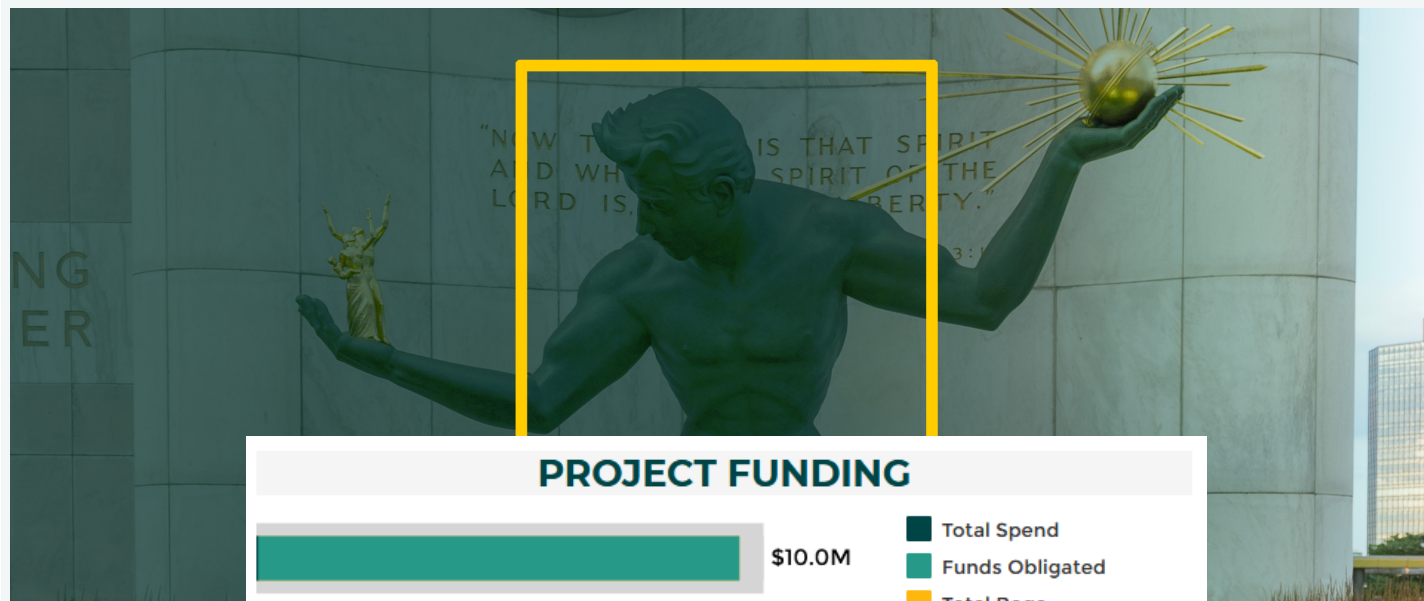


Dexter Ave Streetscape

Project ID: 08.5.050
AUL Date: 04/04/22
EC#: 2.22

Project Description:

The Dexter Ave. Streetscape is a project to rebuild Dexter Ave. between Davison St and Webb St which is adjacent to the Russell Woods Historic District, creating a beautiful corridor where neighborhood businesses can thrive, and where people feel safe and welcomed. The concept for this streetscape project was developed through a Neighborhood Framework Plan in 2020. The improvements will encourage all forms of transportation and increase safety for people walking, biking, riding transit and driving.



Featured Project Metrics

Long Term Goals:

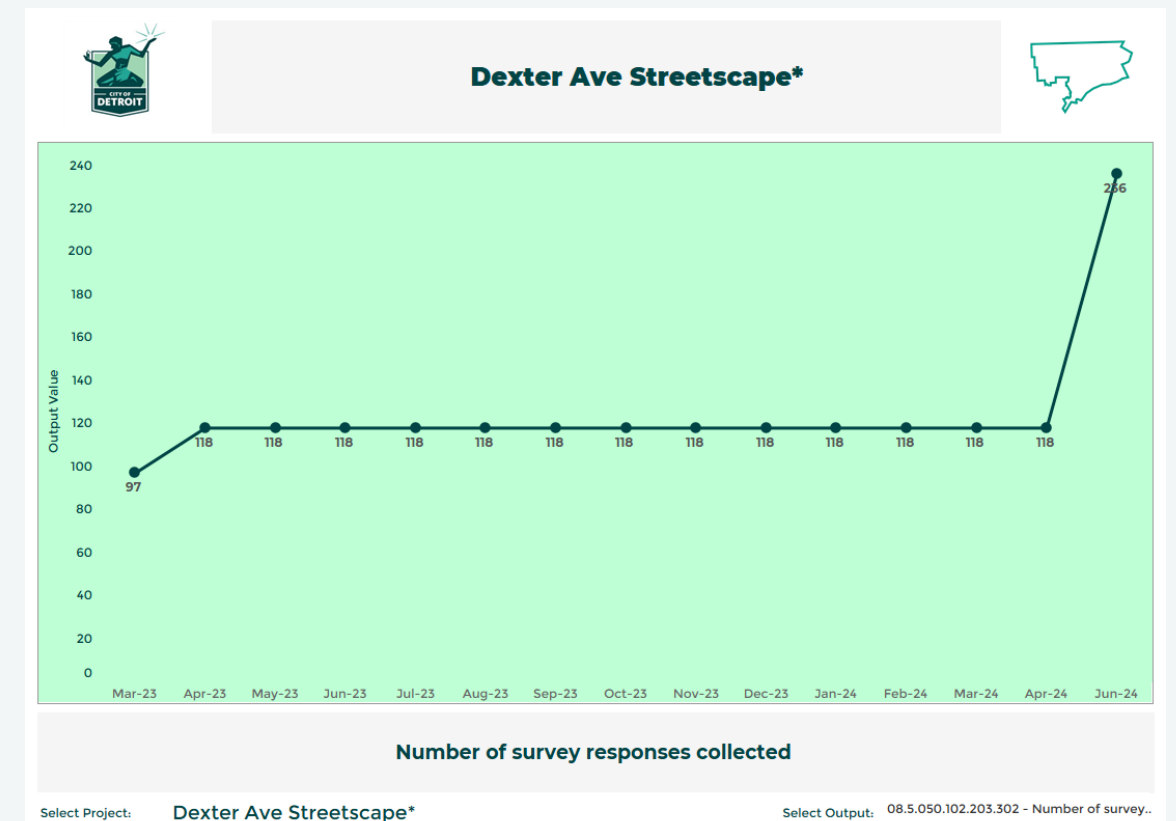
- Improvement in Pedestrian safety and provide multiple transit options
- Revitalize Dexter Avenue community

Outcomes:

- Decreased in traffic speed
- Improved Traffic Safety
- Decreased criminal activity
- Increase in green space and foliage
- Increase in commercial activity

Outputs:

- Square feet of sidewalk replaced: **Coming soon**
- Number of community engagement events: **5 events**
- Number of survey responses collected: **118 responses**

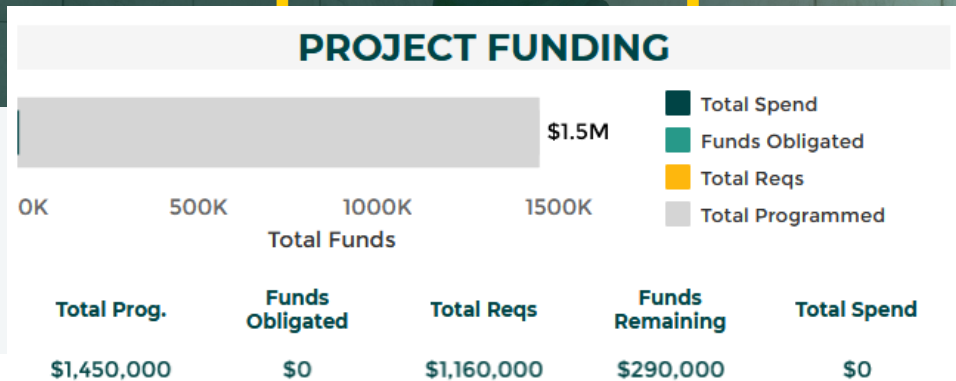
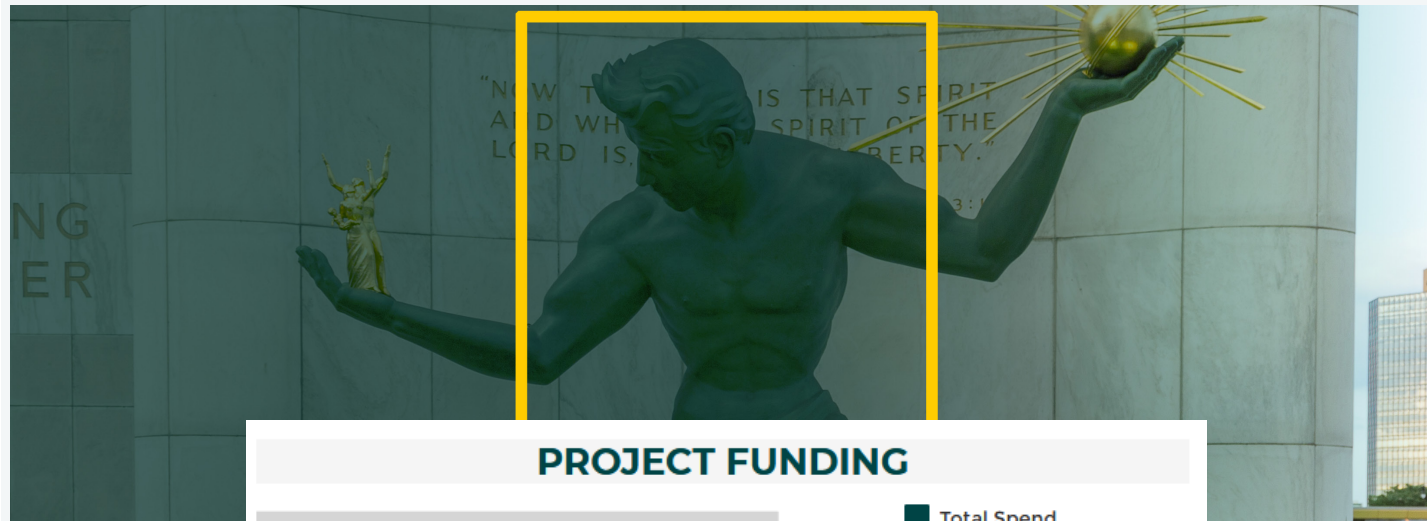


Slow Streets Improvements

Project ID: 13.1.221
 AUL Date: 02/27/24
 EC#: 2.22

Project Description:

Coming soon.



Featured Project Metrics

Long Term Goals:

- Coming soon

Outcomes:

- Coming soon

Outputs:

- Output data coming soon

SLOW STREET

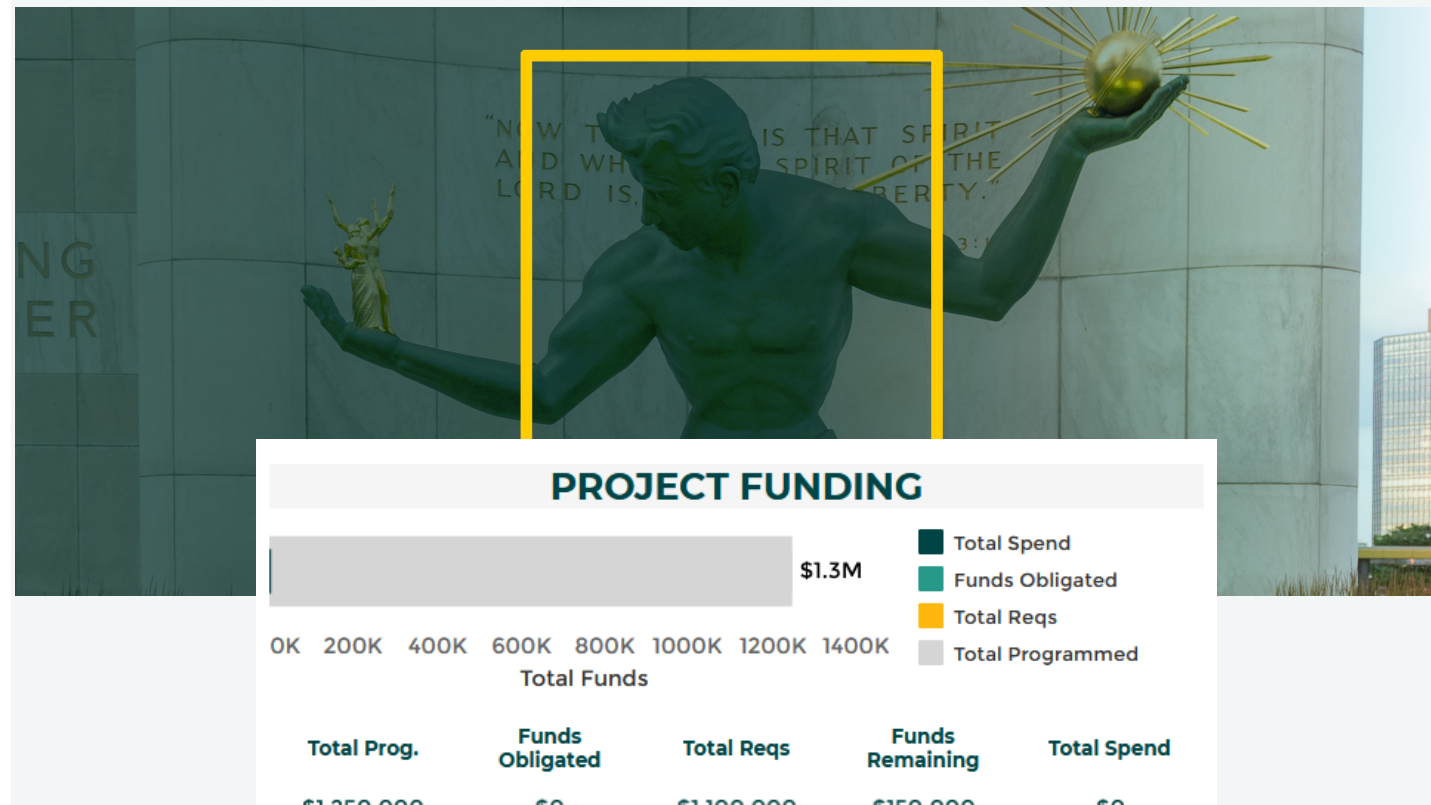
- ← Farwell Rec Center
0.1 MI 1 MIN.
- ↑ Krainz Park
1.0 MI 5 MIN.
- ↑ Pershing High School
0.8 MI 4 MIN.

Warren Ave Improvements

Project ID: 13.1.220
 AUL Date: 02/14/22
 EC#: 2.22

Project Description:

Coming soon.



Featured Project Metrics

Long Term Goals:

- Coming soon

Outcomes:

- Coming soon

Outputs:

- Output data coming soon



Public Safety 10 Projects

Total Programmed: \$56,596,190

The Public Safety reporting category for ARPA in Detroit focuses on improving operational capabilities, enhancing officer training, and deploying advanced technologies such as digital speed signs, investigative vehicles, and surveillance technology. Efforts include new construction and cosmetic updates at training centers, as well as violence reduction through community-led conflict mediation and support for at-risk individuals. Additionally, there are improved responses to mental health crises with integrated support services and

Aims to reduce crime and improve emergency response through traffic enforcement, gun violence reduction initiatives, Detroit Police Department training facility improvements, and Community Violence Interventions.

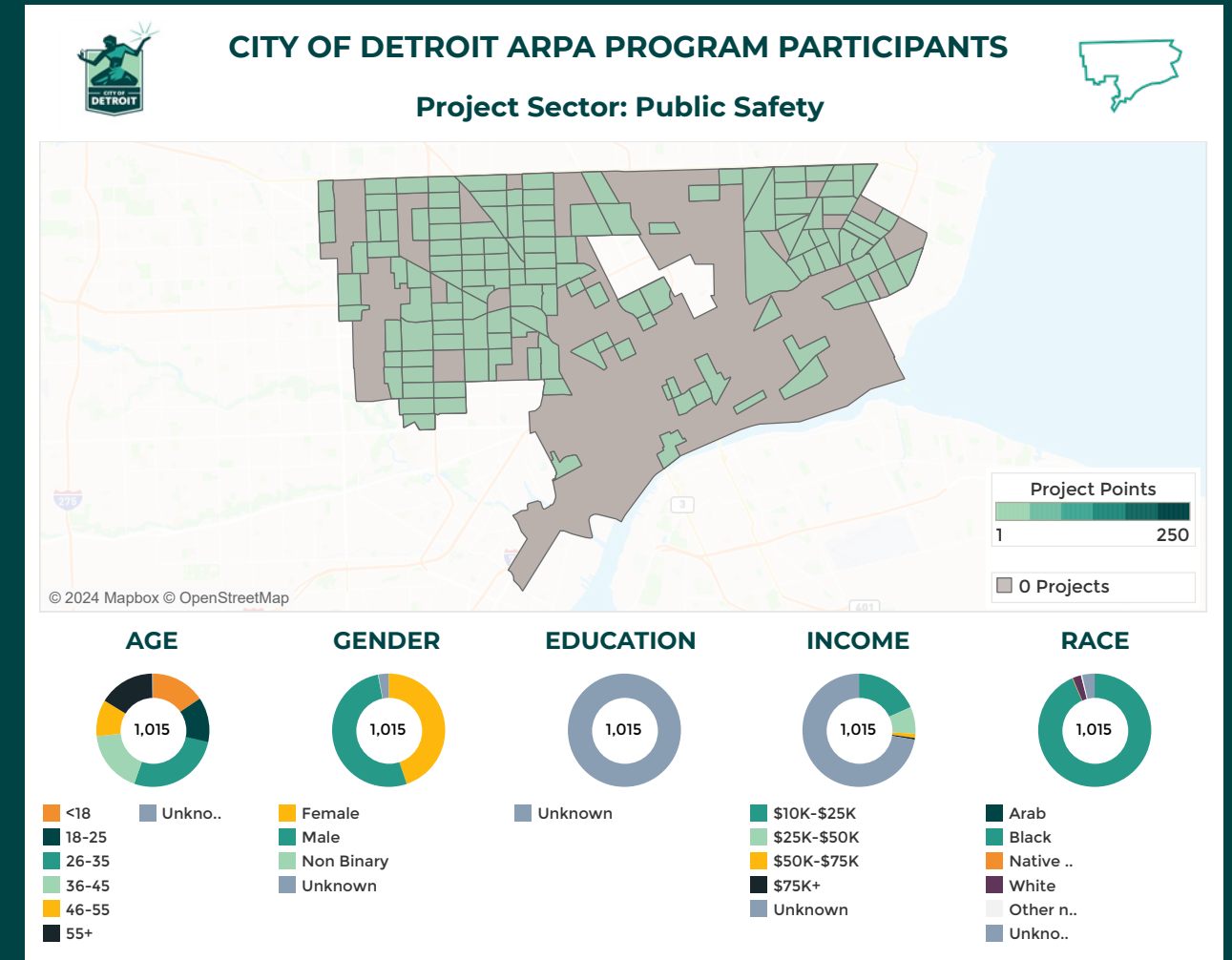
Project Count	Total Programmed	Amount Obligated	Total Requisitions	Funds Remaining	Total Spend
10	\$56,596,190	\$55,024,559	\$2,044,713	(\$473,082)	\$16,685,980

Number of monthly deployments of the SkyWatch mobile surveillance towers during large events (250+)	Number of intersections in the City of Detroit receiving new installation of License Plate Reader (LPR) technology	Number of stolen vehicles detected per month with the use of new License Plate Reader (LPR) technology	Number of SkyWatch mobile towers purchased	Number of investigative vehicles purchased
6	85	0	2	50

Gun Violence Reduction Plan

Phase 3 - % of Construction Completion - Interior	Number of services provided	Number of reduced homicides	Number of reduced non-fatal shootings
99	973	39	164

Rouge Gun Range **Community Violence Intervention**



Key Takeaways:

- Strategic Allocation of ARPA Funds: Detroit is using ARPA funds strategically to enhance public safety through initiatives like the Code Enforcement Unit and VR Training Simulator. These projects aim to improve operational capabilities and officer training, ensuring effective responses to community needs.
- Innovative Approaches to Public Safety: The city's investment in innovative programs such as VR training and Community Violence Intervention reflects a proactive stance on crime prevention and community engagement. These initiatives not only target immediate safety issues but also foster long-term trust and collaboration between law enforcement and residents.
- Transparent and Collaborative Governance: Detroit's governance approach emphasizes transparency and collaboration with community partners. Programs undergo external evaluations and involve local organizations, ensuring funds are used effectively and addressing specific community concerns. This approach promotes accountability and responsiveness in enhancing public safety across the city.

Public Safety

10 Projects

Total Programmed: \$56,596,190

Project Insights:

In 2024, Detroit's strategic use of ARPA funds is making significant strides across various public safety and community engagement initiatives. The Code Enforcement Unit is nearing completion, with key hires and operational preparations underway. By summer, the unit expects full functionality, having created 19 new job opportunities and redeployed existing personnel to more critical roles within the Detroit Police Department (DPD). This project addresses community safety concerns, boosts local employment, and reallocates resources efficiently.

The DPD's ARPA Oversight initiative, successfully launched with the hiring of a Facilities Procurement Manager & Data Steward in July 2022, continues to ensure accurate management of ARPA funds until December 2026. Meanwhile, the Retention improvement project, which included a one-time salary bonus and subsequent wage increase approval, has notably bolstered personnel retention within the department. In Traffic Enforcement, the acquisition and deployment of digital speed signs and planned additions to the aviation fleet exemplify ongoing efforts to enhance public safety through proactive enforcement measures. Simultaneously, the Gun Violence Reduction Plan's deployment of investigative vehicles and surveillance technology, despite pending License Plate Reader Camera installations, has significantly bolstered community safety efforts, particularly during large-scale public events, fostering increased trust and confidence in the DPD.

Meanwhile, projects within progress status, including the DPD VR Training Simulator, are enhancing officer preparedness through immersive training experiences. With equipment procurement complete, initial training sessions began in April 2024, culminating in full precinct deployment by fall. The investment in virtual reality training modernizes DPD's approach to officer readiness and ensures that all precincts can conduct comprehensive scenario-based training without geographical constraints, fostering a more agile and responsive police force. Furthermore, DPD Training Center is currently in progress with all buildings awaiting furniture and final construction touches at the Linwood Training Center and Rouge Gun Range. An open house event for WC3 is scheduled for June 2024. A positive outcome from the training center includes staff appreciation for new construction work at Linwood, underscoring the positive impact and upgrades achieved thus far. Another project in progress is The New Recruit Academy on WCCCD's campus is awaiting the installation of media solutions and desktop computers. The next step of their ARPA-funded project is the completion of the installation of classroom and office furniture, culminating in an open house event scheduled for Fall 2024 for the police academy enrollees.

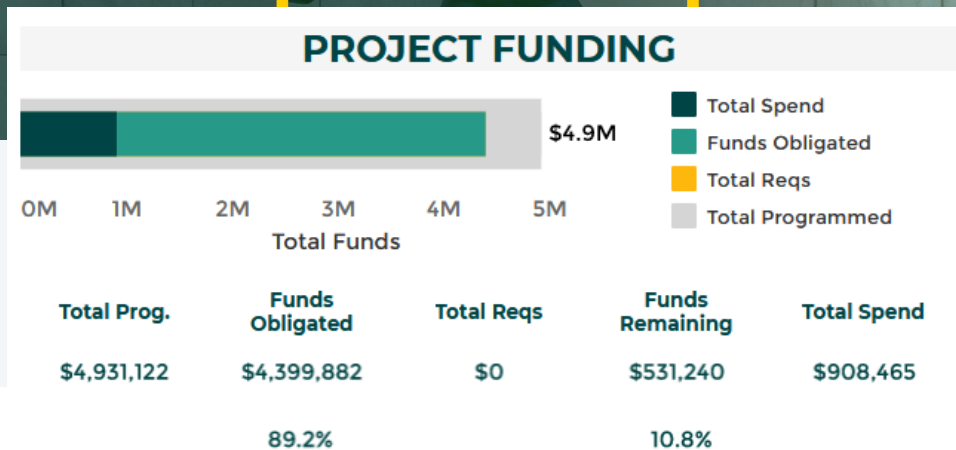
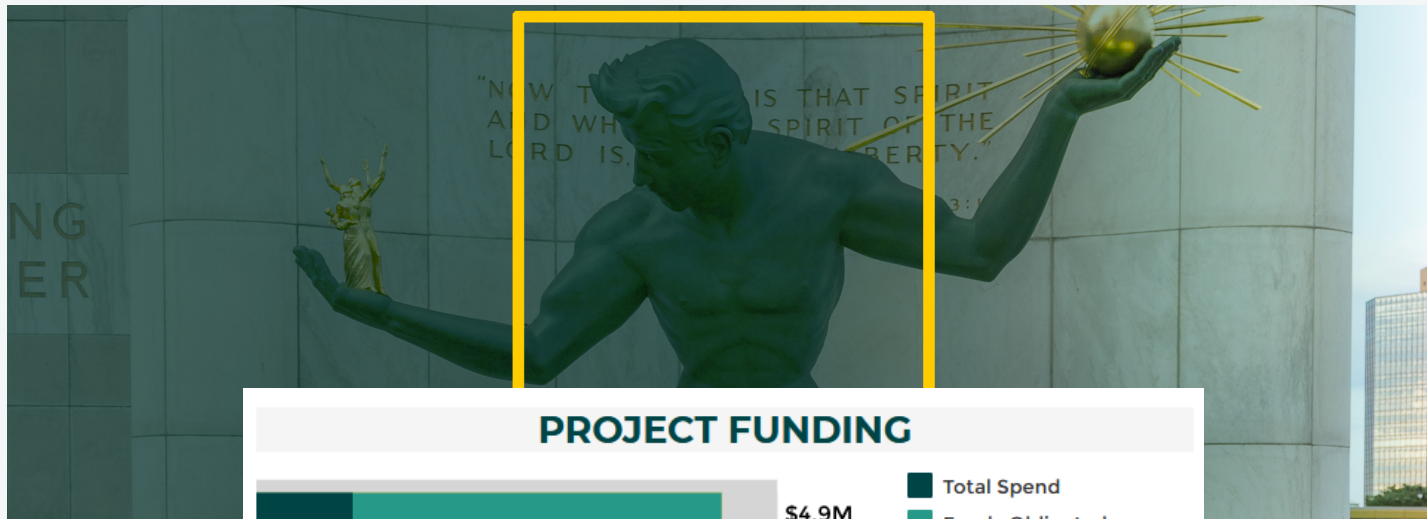
Lastly, the DFD Annex Build Out is currently progressing with architecture and engineering services underway, following the City Council's approval of the construction contract in May 2024. Construction is set to commence in Summer 2024, with completion expected by Summer 2025. This project aims to enhance medical services and reduce response times for medical calls through careful budget management and procurement planning. A project in awaiting contract approval status is the Community Violence Intervention (CVI) program, including the proven ShotStoppers initiative,

Code Enforcement Unit

Project ID: 02.3.164
AUL Date: 03/21/23
EC#: 6.01

Project Description:

The Code Enforcement project hires Nineteen (19) non-sworn members for the ARPA funded Code Enforcement Unit. The new employees will assume the duty of sworn officers in citing environmental violations, issuing blight tickets, and enforcing the City's abandoned vehicle laws. ARPA funds were used to purchase twenty-one (21) new department vehicles, employee uniforms and other materials and supplies.



Featured Project Metrics

Long Term Goals:

- Coming soon

Outcomes:

- Coming soon

Outputs:

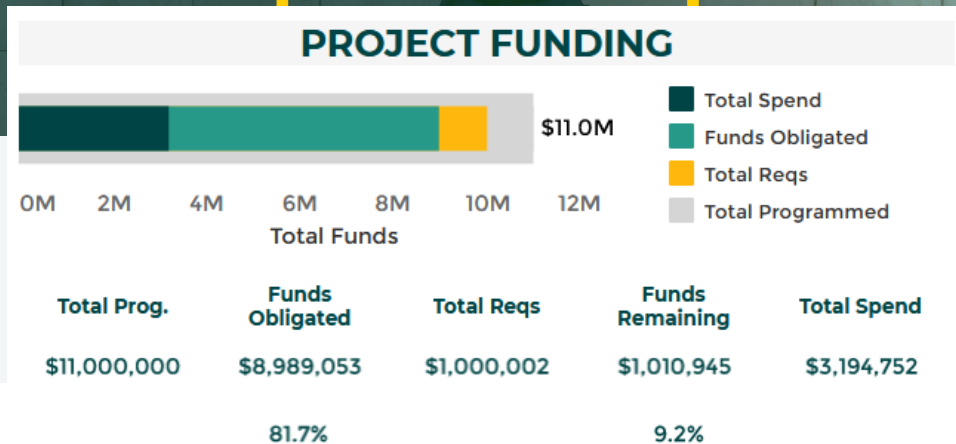
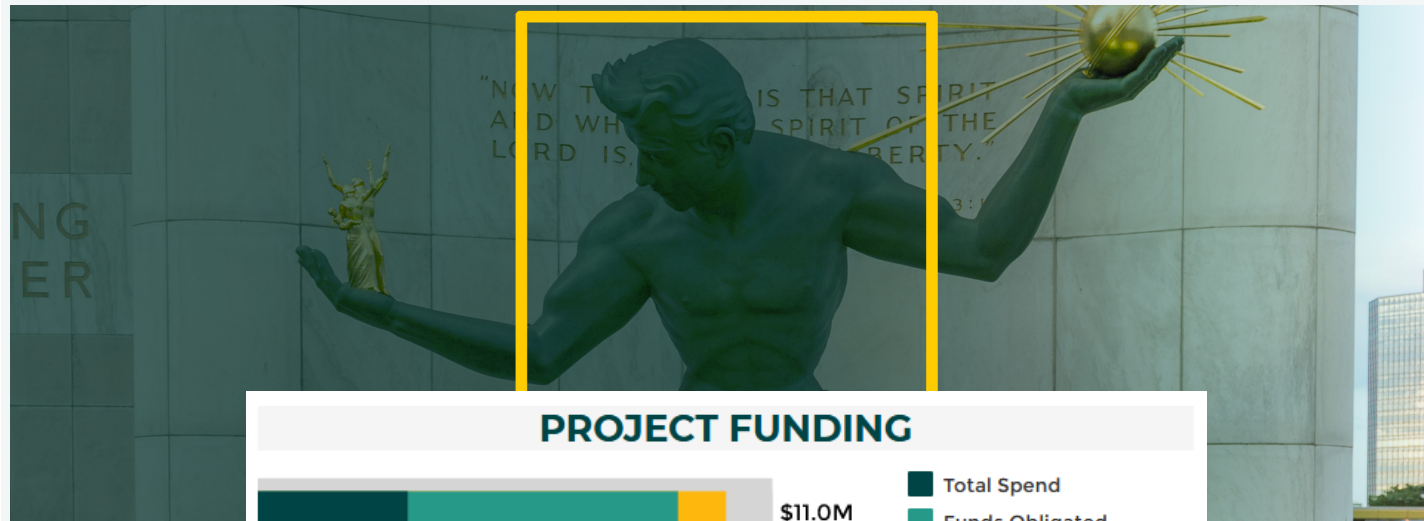
- Output data coming soon

Community Violence Intervention

Project ID: 06.3.159
AUL Date: 02/27/23
EC#: 1.11

Project Description:

Community Violence Intervention program seeks to prevent and reduce gun violence in Detroit through evidence-informed strategies and community engagement. The CVI program will utilize a modern and comprehensive public health framework, emphasizing collaborations across all sectors, via three approaches: evidence-informed strategy, capacity building and innovation, and community-centered prevention and intervention. The primary outcome is to reduce fatal shootings and non-fatal shootings over two years (2023-2025)



Featured Project Metrics

Long Term Goals:

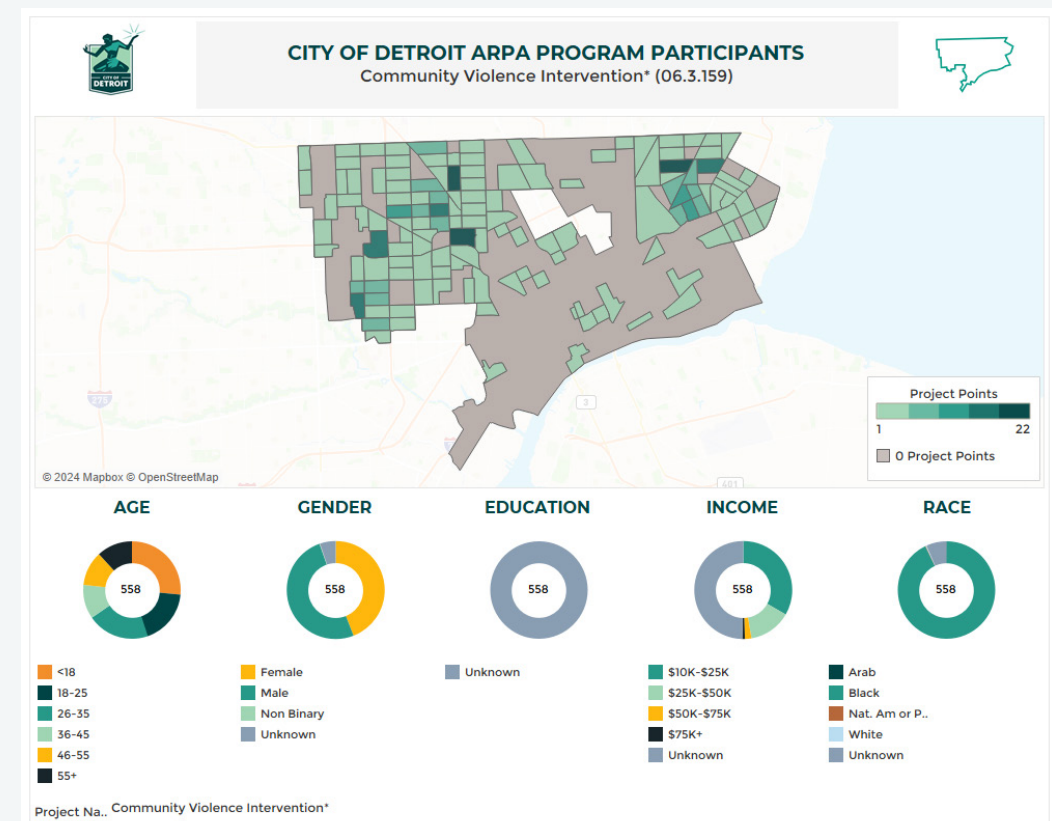
- To prevent and reduce gun violence (fatal and non-fatal shootings) in the City of Detroit hot spots/CVI Zones over the next two (2) years (2023 - 2025)

Outcomes:

- Utilize community based organizations to assist the CVI program in preventing/reducing shootings
- Building capacity for effective CVI services among community groups

Outputs:

- Number of incidents responded to with law enforcement partners: **248 incidents**
- Number of people reached in the community: **550 people**
- Number of services provided: **1082 services provided**

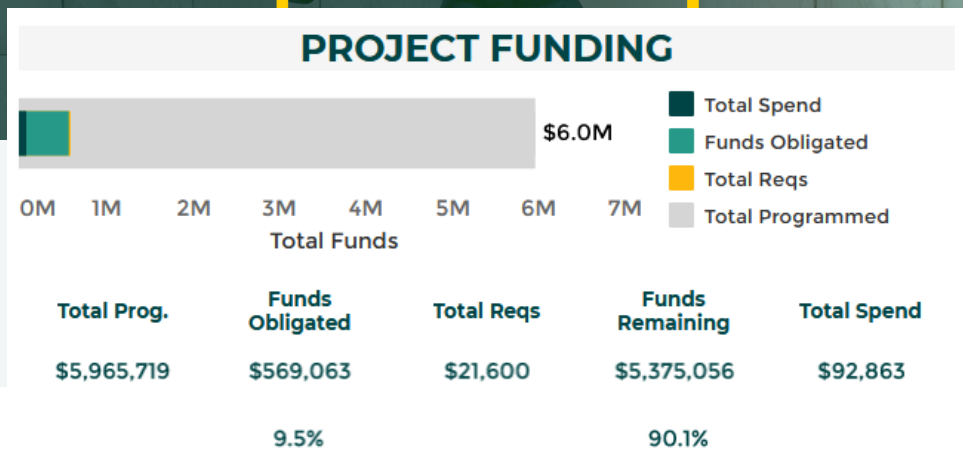
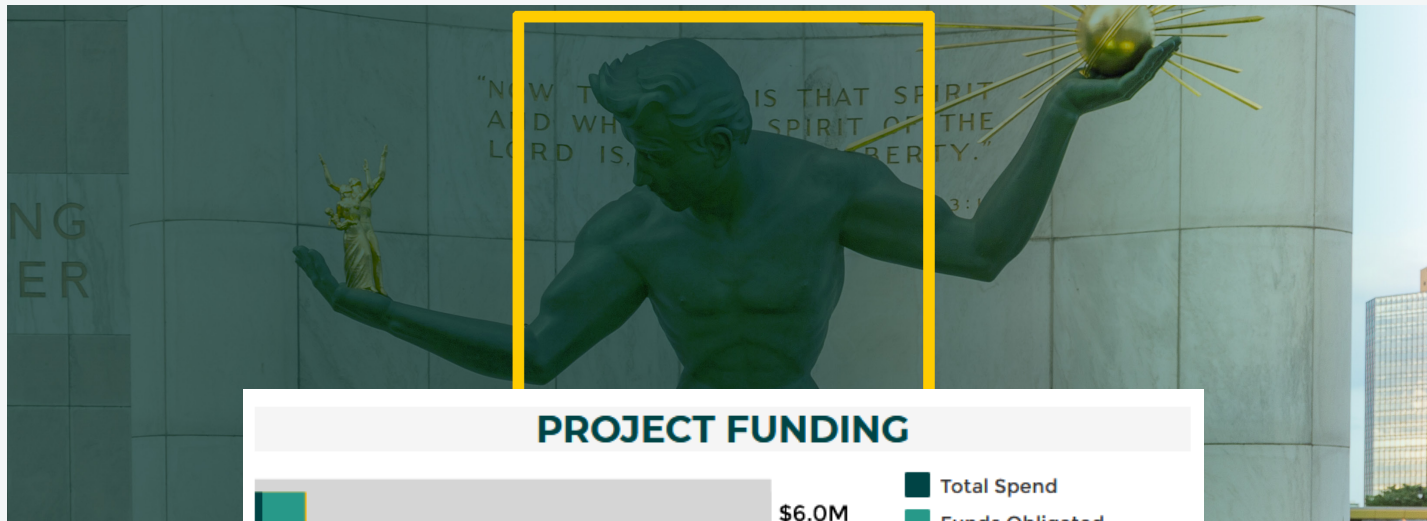


DFD Annex Build Out

Project ID: 14.5.076
AUL Date: 11/17/21
EC#: 2.22

Project Description:

The Detroit Fire Department (DFD) Annex Build Out project will make annex additions at three strategic locations (Engine 55, Engine 57, and Engine 60) which will substantially expand its current capacity to provide more available medical transport emergency response services.



Featured Project Metrics

Long Term Goals:

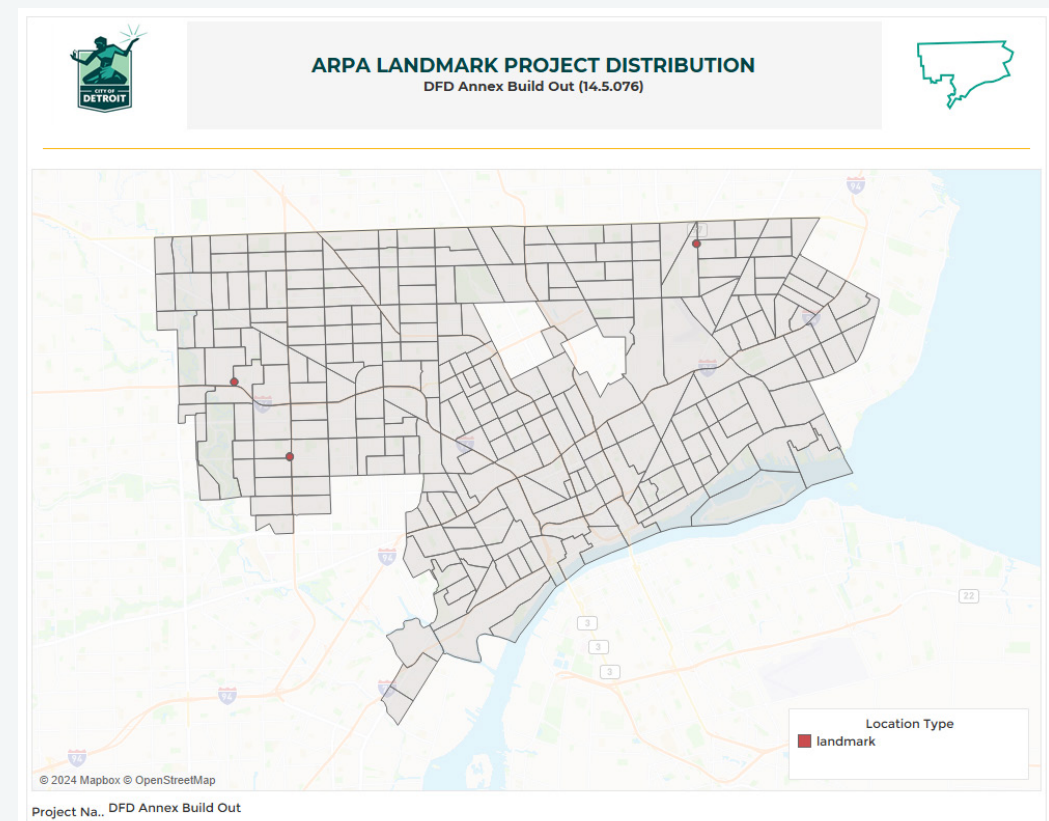
- Improve availability of Medical Transport Emergency Response Services
- Improve Quality of emergency response services

Outcomes:

- Increase in area coverage of immediate service availability for transport services
- Decrease in PERS units responding to medical emergencies in targeted areas
- Increase in medic unit responses to medical emergencies in targeted areas
- Improvement in wait times between MFR and transport services

Outputs:

- % completion of procurements for design: **100%**
- % of completion for procurement of construction: **100%**
- % completion of design: **40%**

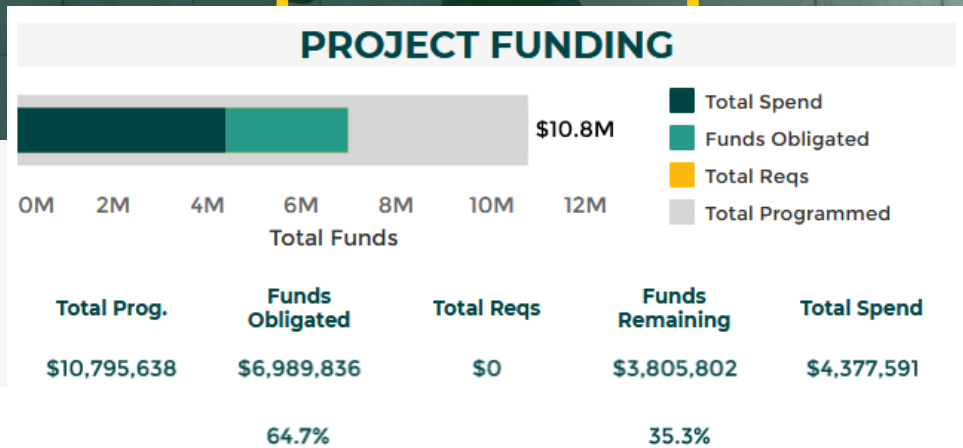
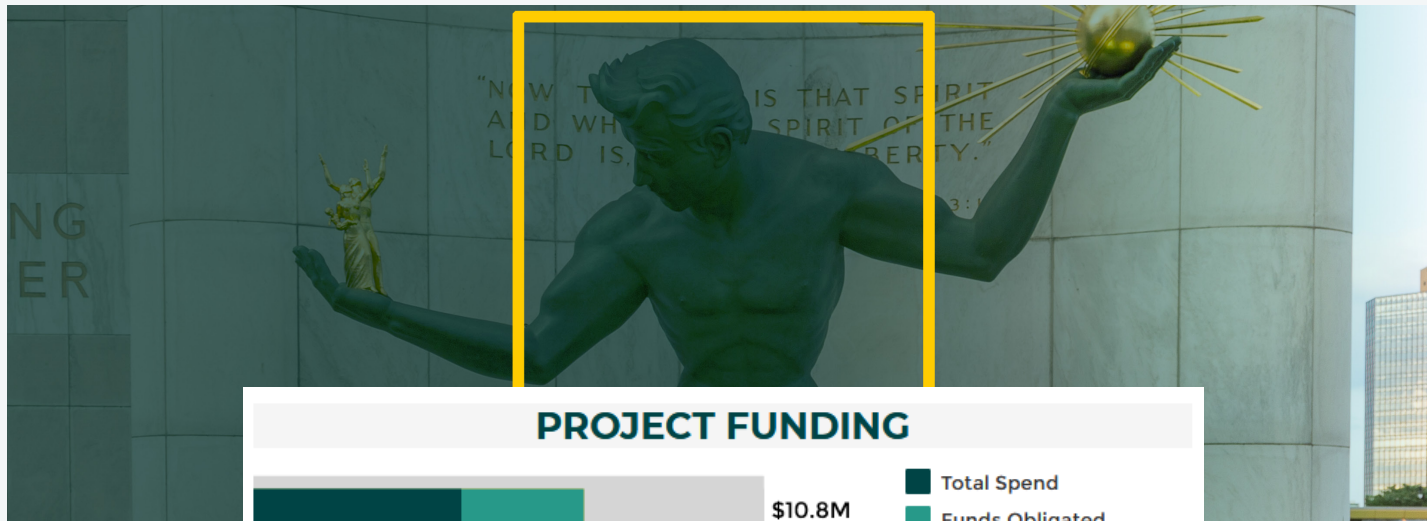


DPD Training Center

Project ID: 14.3.081
AUL Date: 03/12/22
EC#: 1.14

Project Description:

The Detroit Police Department (DPD) Training Academy and Rouge Gun Range Capital Renovation will update existing DPD facilities, critical to DPD's ability to provide effective law enforcement and public safety, through improved training facilities and overall DPD facility condition. The project will enhance the quality of service offered by the police force and better serve the community through reduced gun violence and reduced officer turnover.



Featured Project Metrics

Long Term Goals:

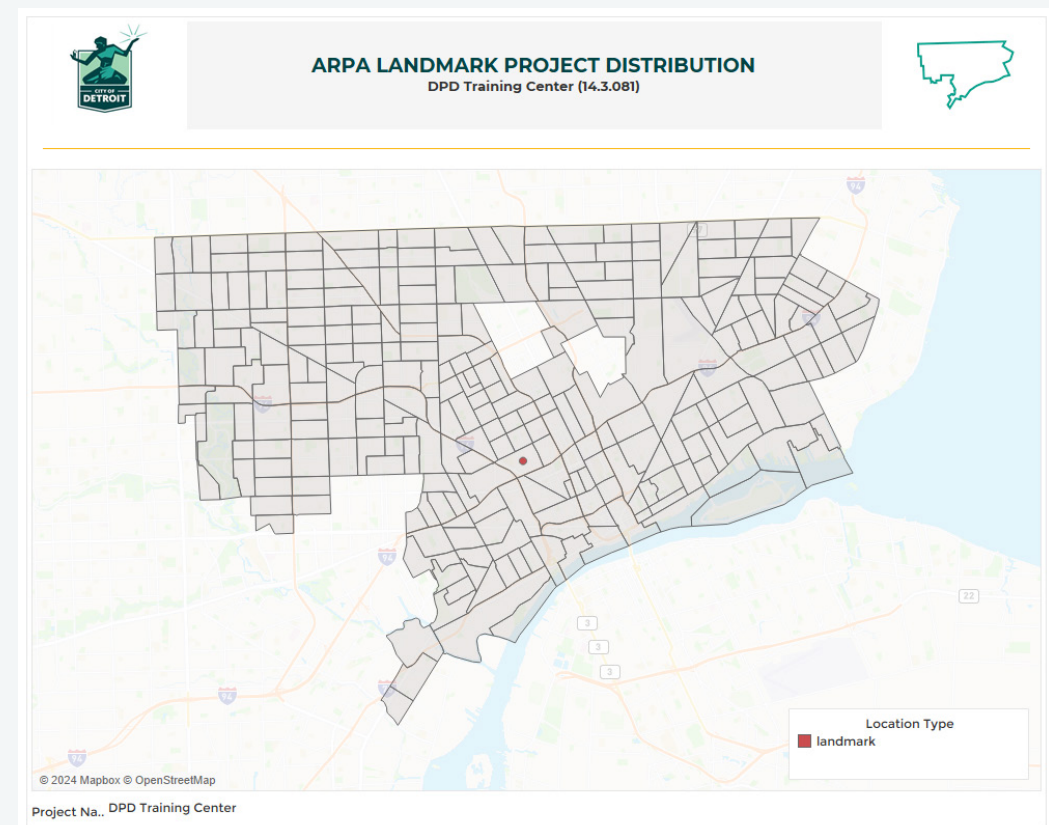
- This project will improve two training facilities for the Detroit Police Department with the goal of improving the department's service to the community, increased community trust in the police force, improved safety for Detroit's communities, and reduced liability for the Detroit Police Department.

Outcomes:

- Completion of training center improvements

Outputs:

- Parking Lot Design - % of completion: **100%**
- Building Interior All Phases - % of Design Completion: **100%**
- Phase 2 - 2nd Level % of Construction Completion - Interior Space: **50%**

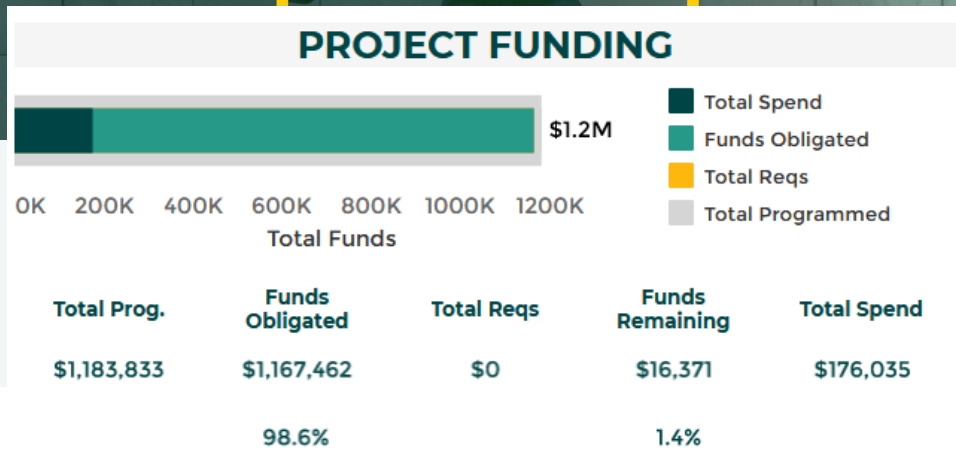
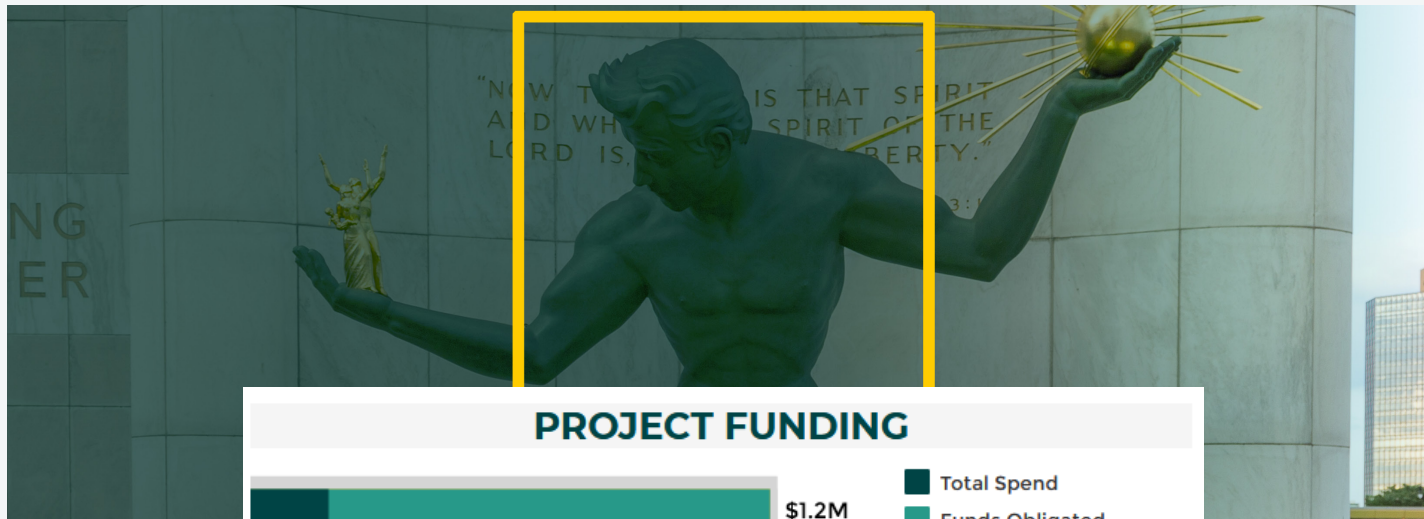


Gun Violence Prosecution

Project ID: 02.3.167
 AUL Date: 03/27/23
 EC#: 6.01

Project Description:

Provides comprehensive social services, including job training, housing, education, and gun violence prevention, while also addressing court backlogs and enhancing prosecutorial support in felony cases to improve public safety and legal process efficiency.



Featured Project Metrics

Long Term Goals:

- Coming soon

Outcomes:

- Coming soon

Outputs:

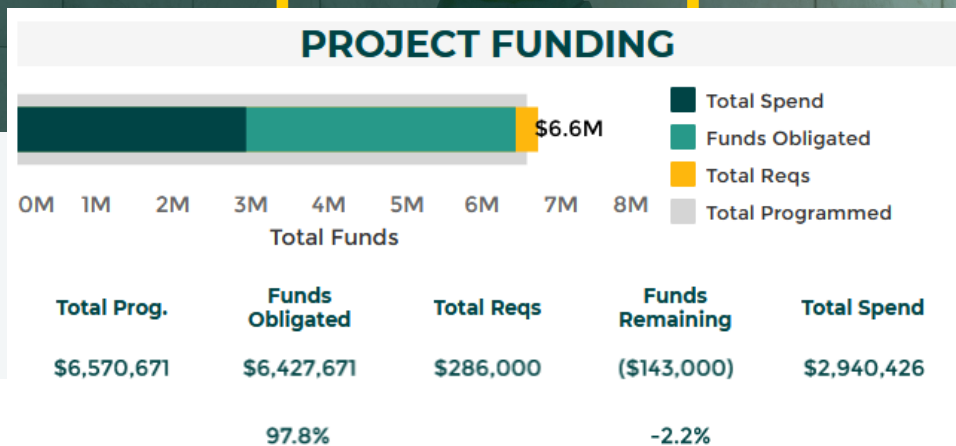
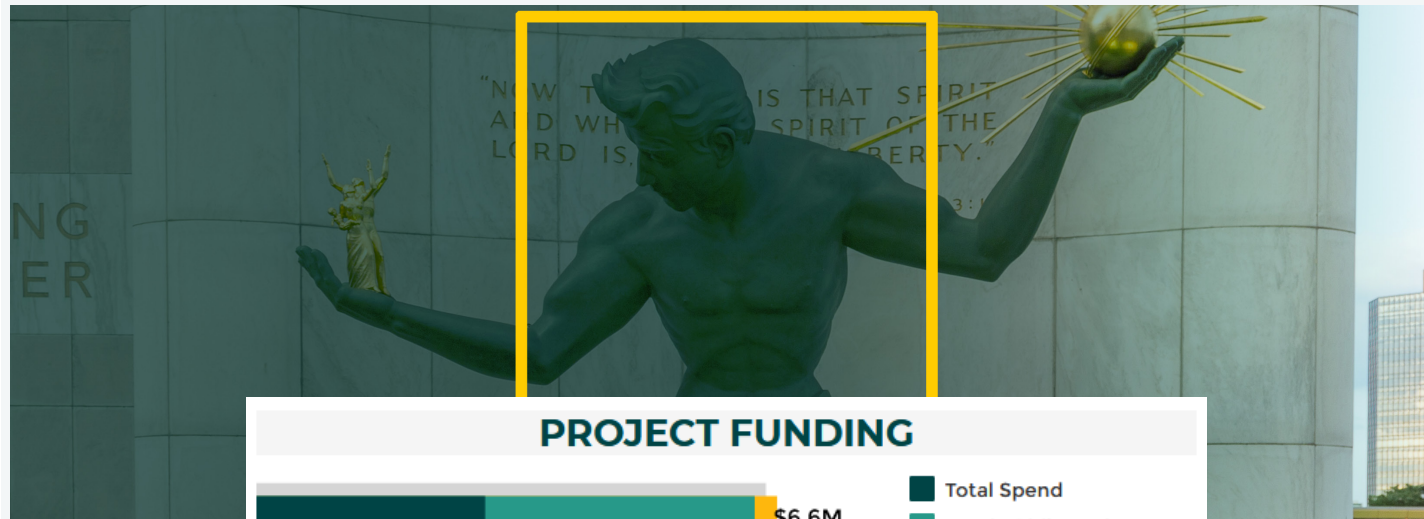
- Output data coming soon

Gun Violence Reduction Plan

Project ID: 14.2.077
 AUL Date: 02/16/22
 EC#: 1.11

Project Description:

The Gun Violence Reduction Plan is plan to reduce gun violence in the city by increasing surveillance capabilities and increasing resources to support fast response to violent crime.



Featured Project Metrics

Long Term Goals:

- Reduce gun violence in Detroit by strengthening the Detroit Police Department’s ability to respond to violent crimes.

Outcomes:

- Reduction of violent crime across Detroit.
- Utilization of new equipment to improve DPD service
- Purchase of equipment for the DPD.

Outputs:

- Number of intersections in the City of Detroit receiving new installation of License Plate Reader (LPR) technology: **85 intersections**
- Number of investigative vehicles purchased: **50 vehicles**
- Number of SkyWatch® mobile towers purchased: **2 towers**

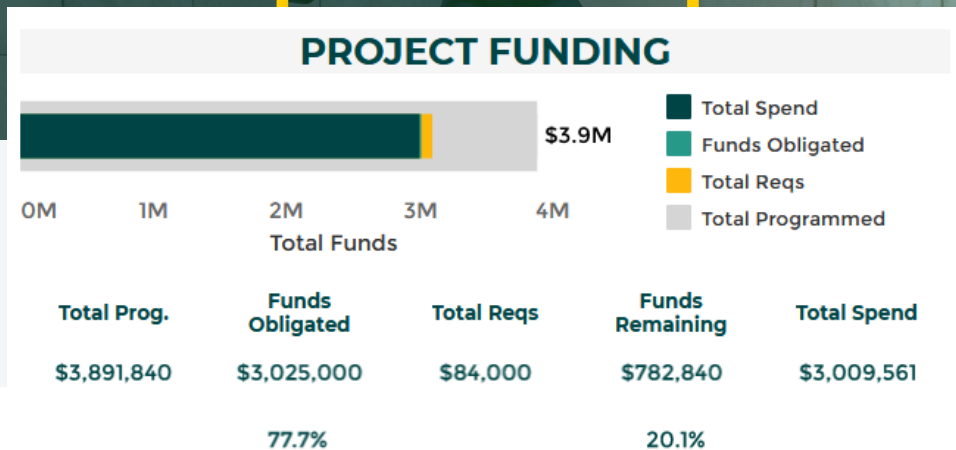
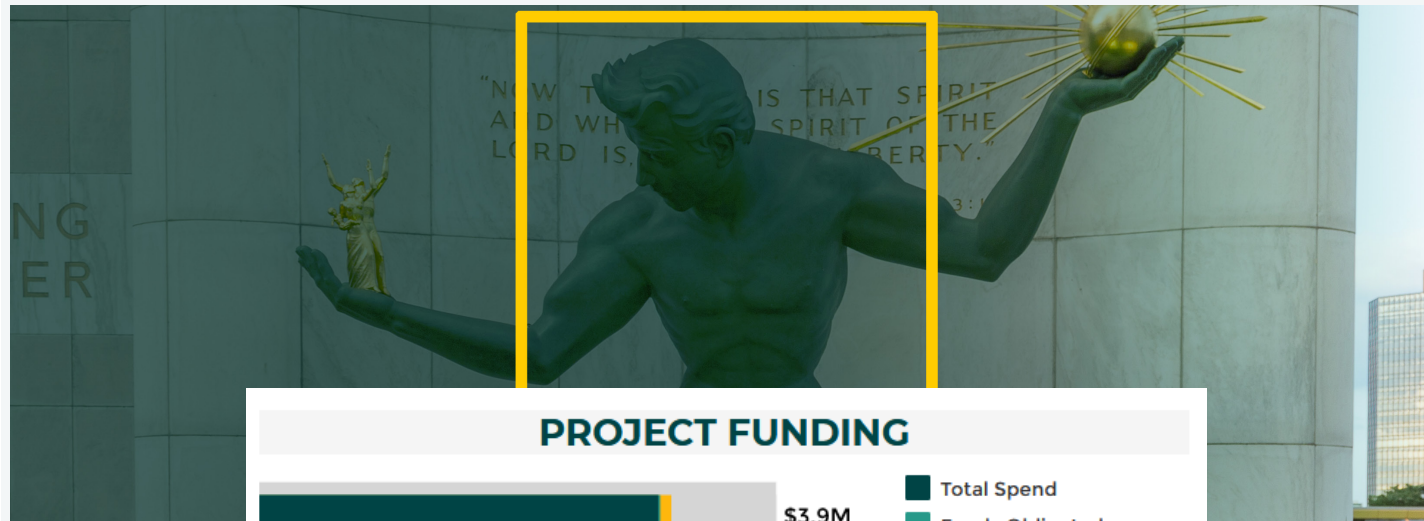


Ladder 30 Renovation

Project ID: 14.5.023
AUL Date: 11/16/21
EC#: 2.22

Project Description:

The Ladder 30 Renovation project will renovate Ladder 30 and increase available units to reduce current ladder response and medical first responder (MFR) service coverage gaps to better meet the needs of underserved communities.



Featured Project Metrics

Long Term Goals:

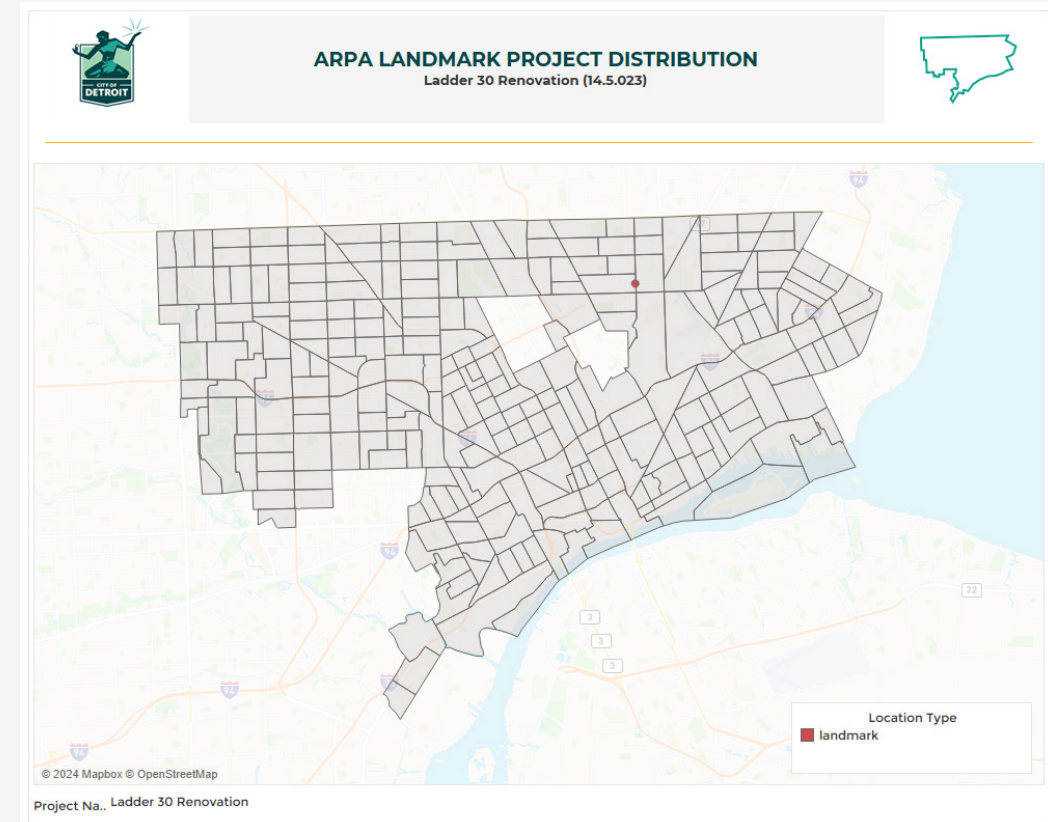
- Enhance availability of ladder and MFR emergency response services
- Improve quality of emergency response services

Outcomes:

- Increase in ladder facilities in operation
- Increase in area coverage of immediate service availability
- Improvement in target times met for Ladder and MFR services

Outputs:

- % of completion of construction: **80%**
- % of completion of design: **100%**
- % of completion of procurements: **100%**

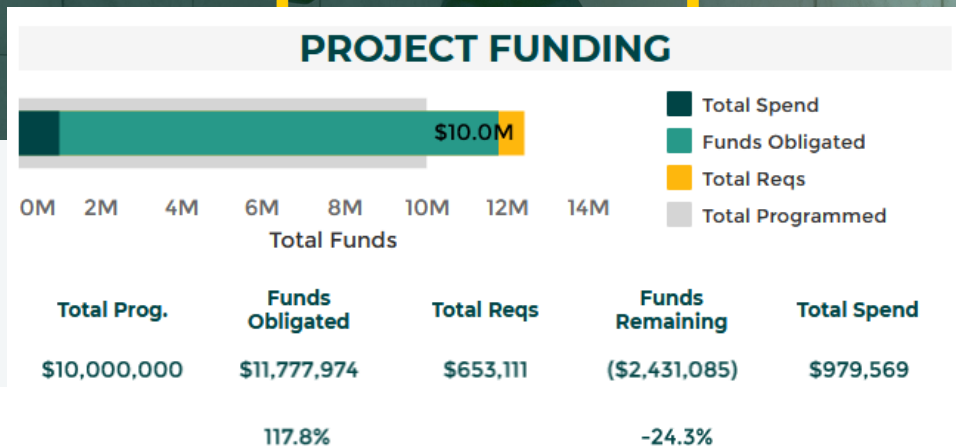
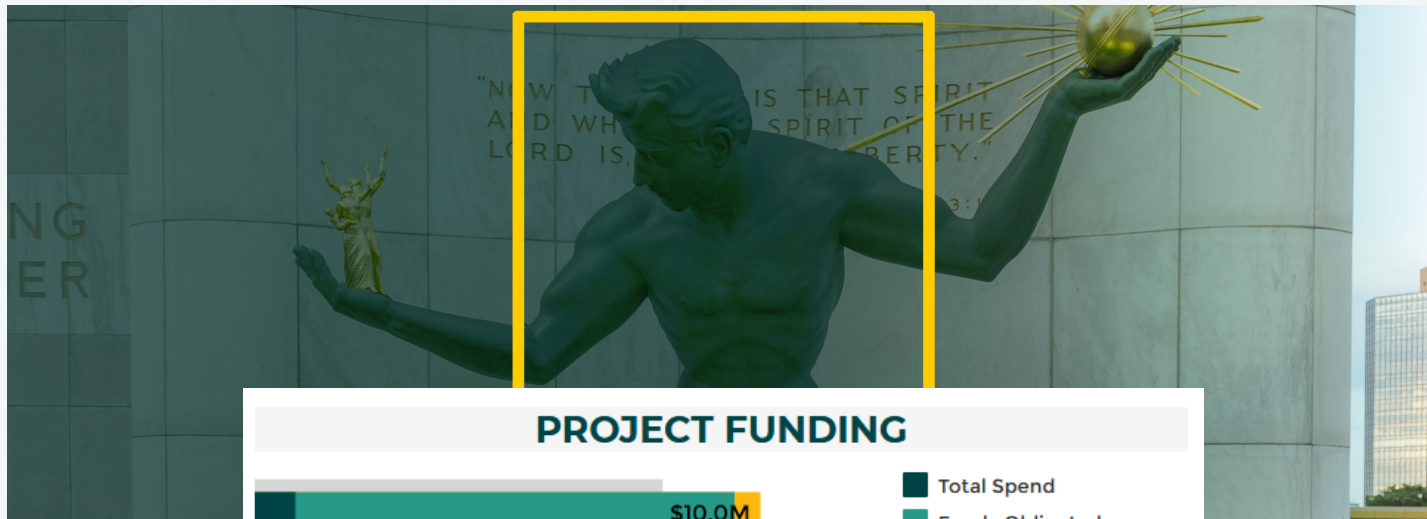


Mental Health Co-Response Partnership

Project ID: 02.3.145
AUL Date: 03/22/23
EC#: 1.12

Project Description:

Mental Health Co-Response Partnership is an initiative to improve the city's response to individuals experiencing mental health crises and to prevent future crises by connecting them to supportive services. The program is three-pronged: consisting of Crisis Intervention Team (CIT) Co-Response Units, a 911 Integrated Response and a Detroit Homeless Outreach Team. The partnership established in 2020 involves the Detroit Police Department (DPD), Detroit Wayne Integrated Health Network (DWIHN), and the City of Detroit's Housing and Revitalization Department (HRD)



Featured Project Metrics

Long Term Goals:

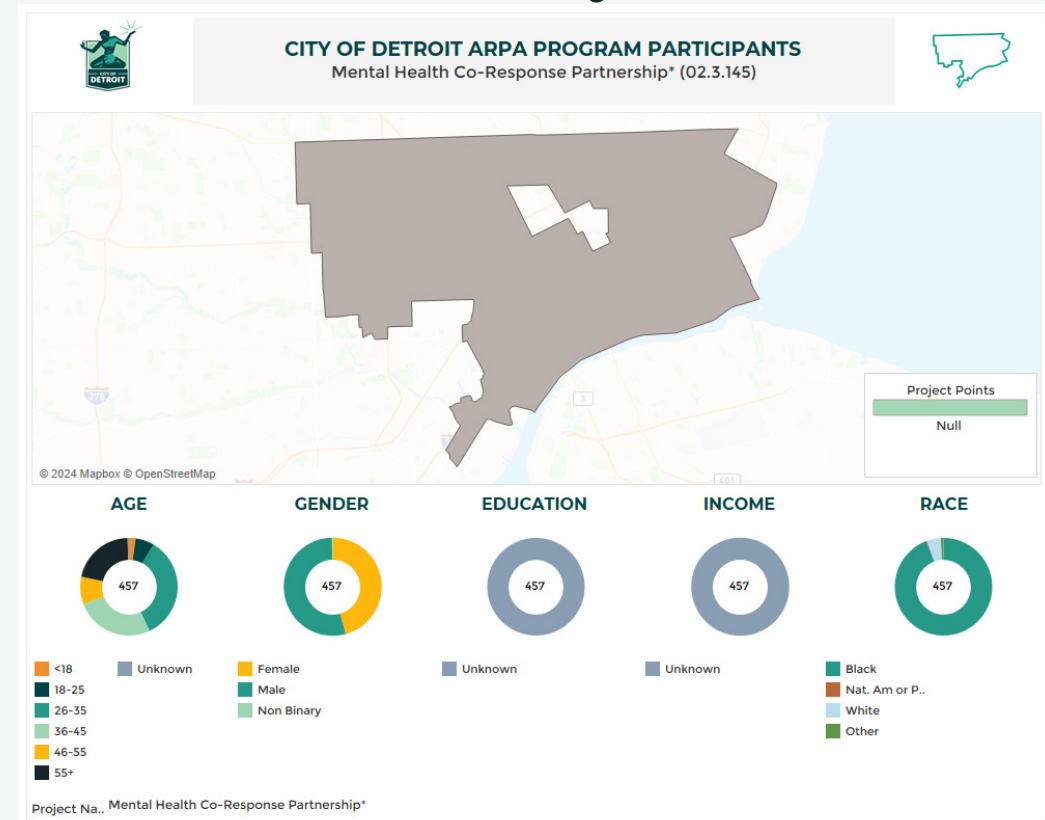
- Expand Training and improve Detroit's response to individuals in crisis by increasing capacity of the co-response model with the inclusion of Detroit Fire Department (DFD)/ Emergency Medical Services (EMS) and expansion of departmental training
- Enhancing Homeless Outreach Funds. Connect the unsheltered population to mental health and housing services and reduce their volume of calls for service by enhancing homeless outreach efforts

Outcomes:

- Increase overall program capacity by implementing a coordinated response with DFD/EMS
- Train entire department of EMS/DFD (n=1100), Chaplains (n=100), Reserves (n=70), sworn police officers (n=1572), call takers and dispatch(n=153), and behavioral health staff (n=15) in Behavioral Health Emergency Partnership Training (BHEP; N=3216)

Outputs:

- Number trained in BHEP: **Coming soon**
- Number of DFD/EMS mental health trained: **Coming soon**
- Number of mental health calls for service: **Coming soon**

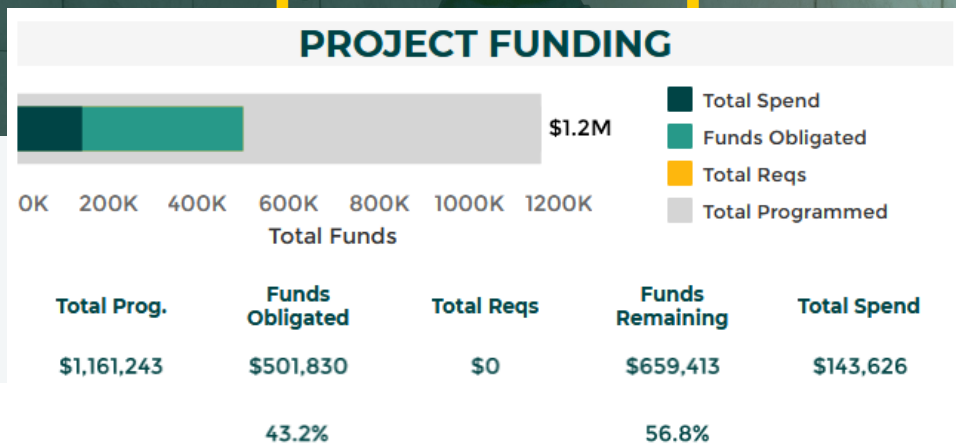
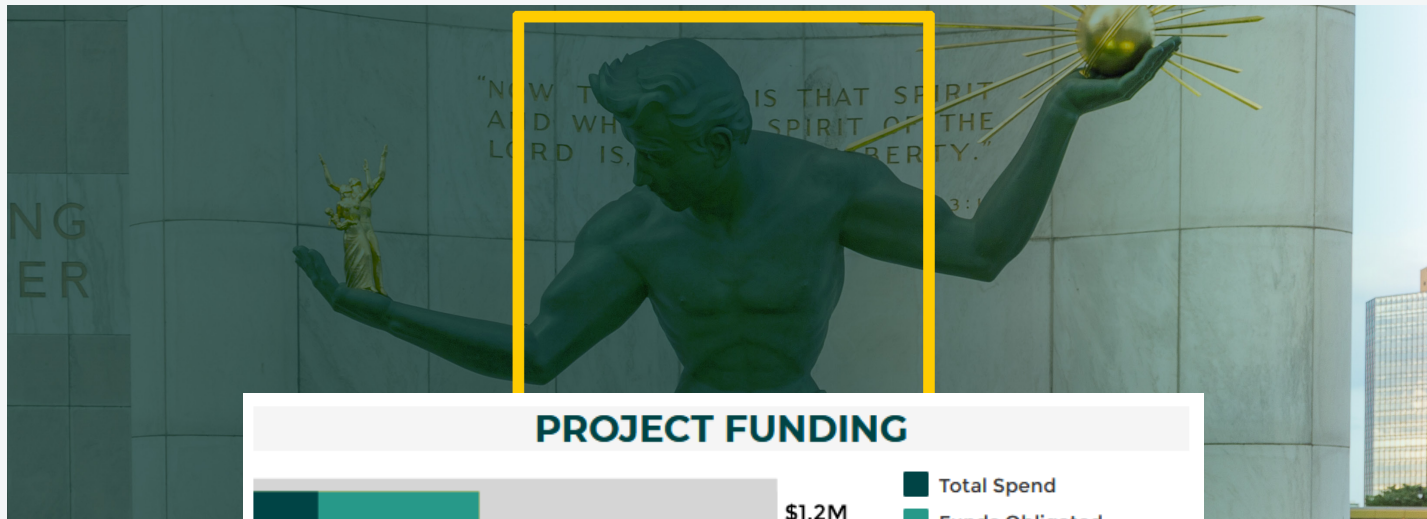


New Recruit Academy

Project ID: 14.3.152
AUL Date: 10/14/22
EC#: 1.14

Project Description:

The New Recruit Academy is a project that will create a new facility for new recruits of the Detroit Police Department to improve the department's service to the community, increase community trust in the police force, improve safety for Detroit's neighborhoods, and reduce liability for the department.



Featured Project Metrics

Long Term Goals:

- This project will improve the New Recruit Police Training Academy at Wayne County Community College Detroit (WCCCD). The goal is to provide an efficient learning environment for new students pursuing a career with the Detroit Police Department and service to the community. We also aim to increase community trust in the police force and reduced liability for the Detroit Public Safety Department.

Outcomes:

- Increased recruitment into the Detroit Police
- Reduced attrition of new candidate officers
- Improved training outcomes for new DPD Officers

Outputs:

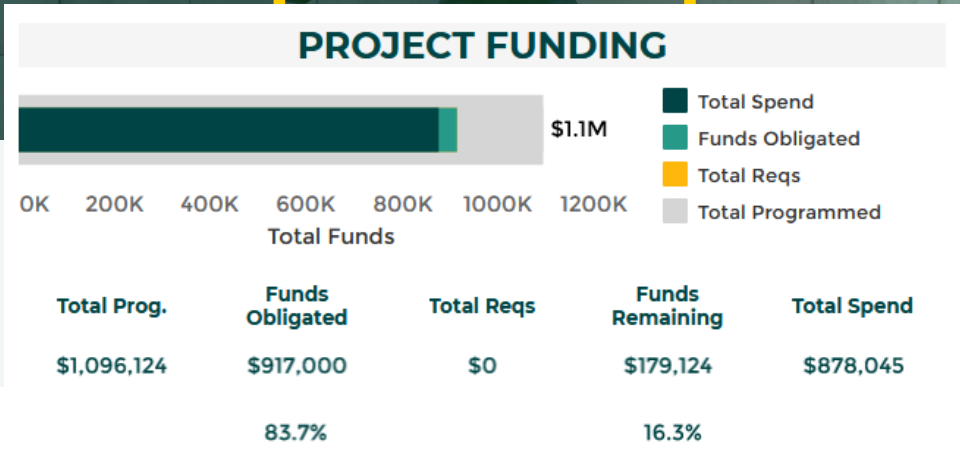
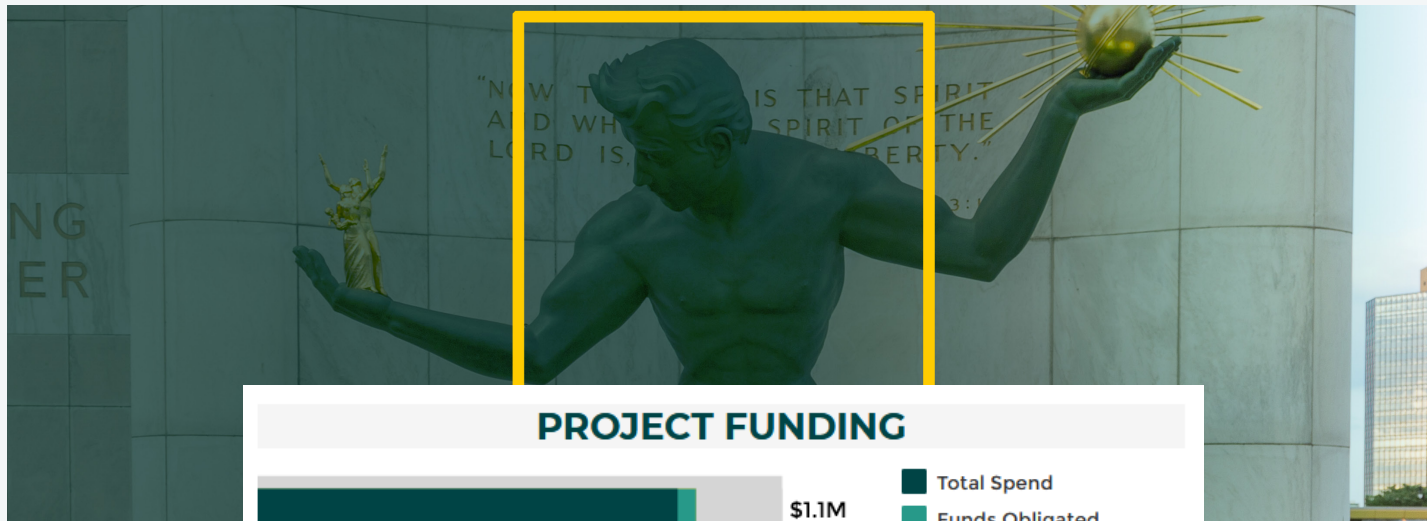
- # of students per year who retire (drop out) from the New Recruit Academy: **Coming soon**
- # of community engagement meetings: **Coming soon**
- # of new security cameras installed at the New Recruit Academy: **Coming soon**

Rouge Gun Range

Project ID: 14.3.151
AUL Date: 10/14/22
EC#: 1.14

Project Description:

The Rouge Gun Range is a project to upgrade two training facilities that would enhance officer training, with the goal of improving safety and community trust while also reducing the risk of virus transmission. The training facilities supports the department's efforts in providing top-tier public safety services through ongoing efforts and improvements.



Featured Project Metrics

Long Term Goals:

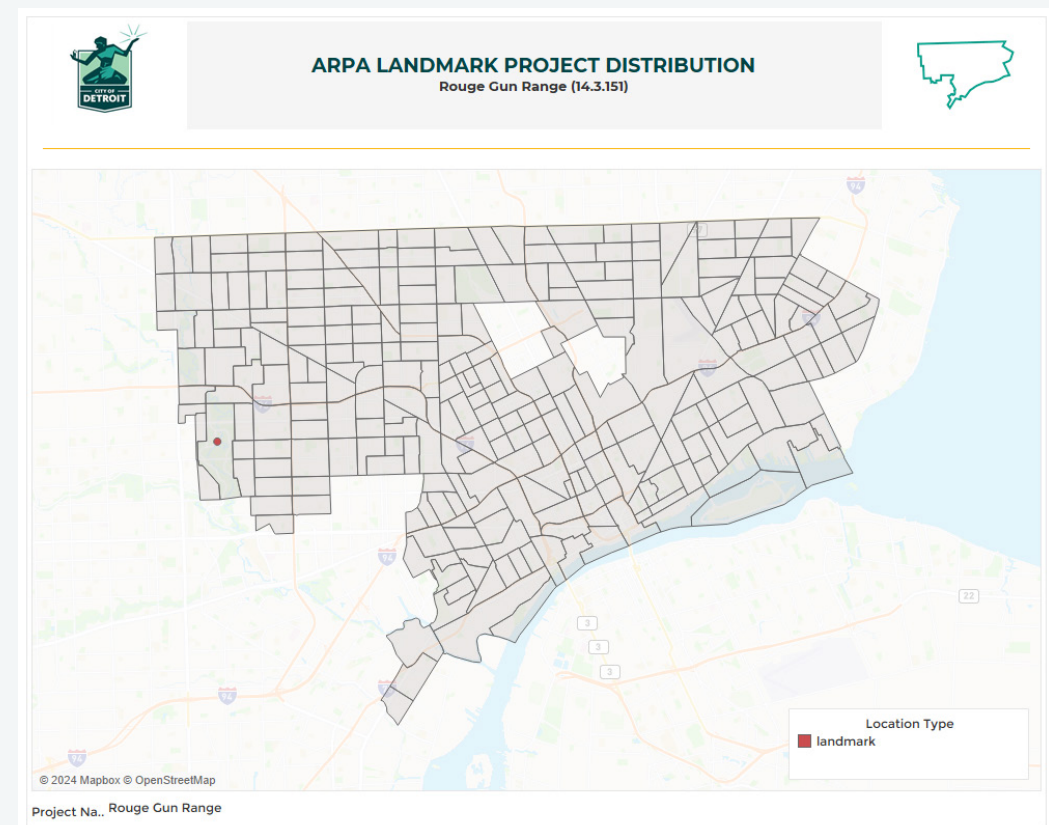
- This project will improve the two training facilities for the Detroit Police Department with the goal of improving the department's service to the community, increased community trust in the police force, improved safety for Detroit's communities, and reduced liability for the Detroit Police Department.

Outcomes:

- Complete the renovation on time
- Reduced attrition of new candidate officers

Outputs:

- Phase 3 - % of Construction Completion - Interior: **99%**
- Exterior Stairs % of Construction Completed: **100%**
- % of Energy Efficient Lighting: **100%**

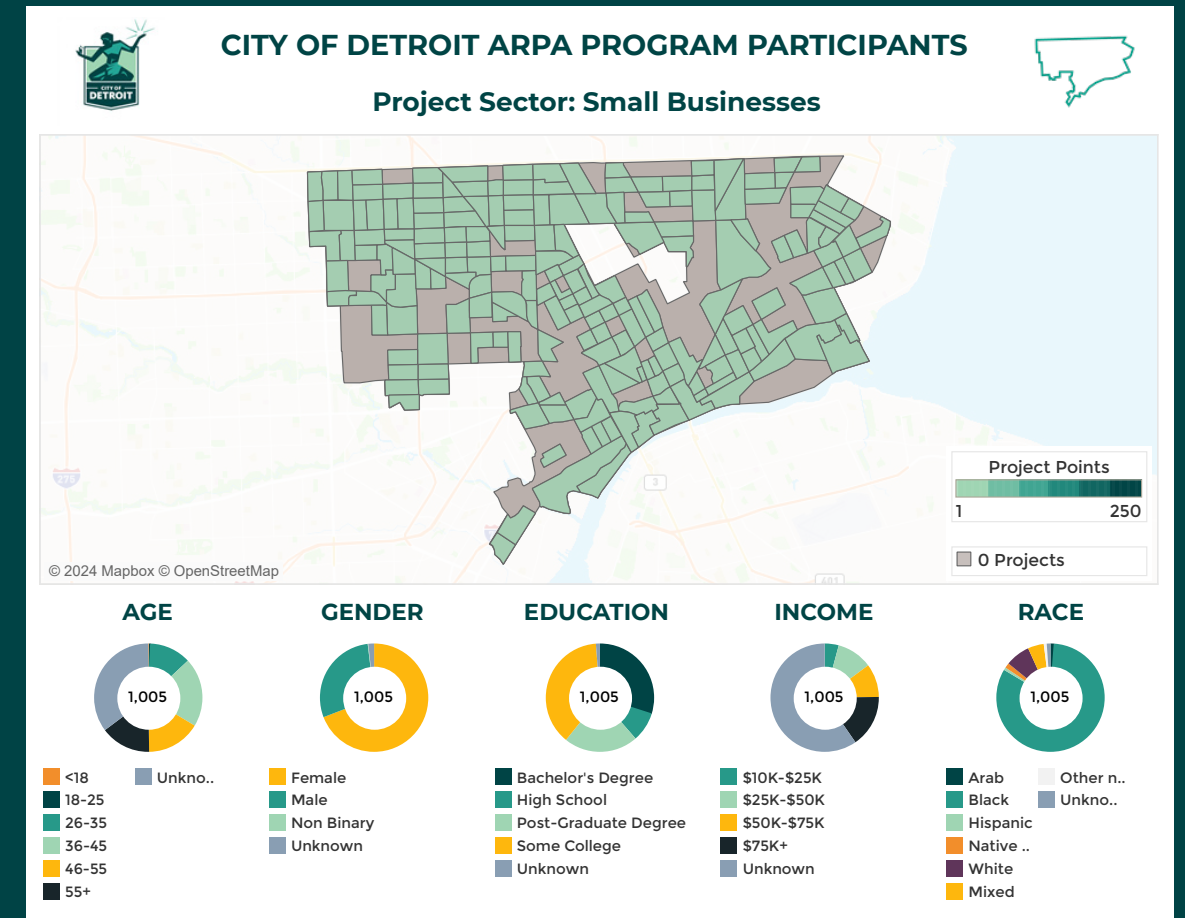


Small Business

2 Projects

Total Programmed: \$20,000,000

The Small Business Portfolio consists of programs designed to aid small business recovery through various initiatives, including interest reduction and credit support programs, small business capacity building, development stimulus programs, and corridor investments. The policy area investigated to guide Detroit’s approach to small businesses was small business grants. By focusing on this policy area, the City of Detroit aimed to identify evidence-based practices and successful examples from similar programs. This approach helps to develop effective programs tailored to the specific needs and conditions of Detroit residents.



Project Sector: Small Businesses

Small business recovery programs, including interest reduction and credit support programs; small business capacity building; development stimulus programs; and corridor investments.

Project Count	Total Programmed	Amount Obligated	Total Requisitions	Funds Remaining	Total Spend
2	\$20,000,000	\$20,000,000	\$0	\$0	\$9,851,791

\$7,555,540

1,525

2,798

115

Grants Distributed (dollars)	Training - Individuals	Businesses Supported/Created	Jobs Created
------------------------------	------------------------	------------------------------	--------------

Sector: Project Sector: Small Businesses

Key Takeaways:

- Comprehensive Support for Small Businesses:** The Small Business COVID Response project has allocated \$3.4 million, supporting 171 out of 206 projects so far. This initiative has provided essential financial, digital, and operational assistance to local businesses, enhancing their stability and growth during challenging times. Michigan was the predicted third hardest hit state, with an estimated 30% of small businesses vulnerable to permanent closure

Project Insights:

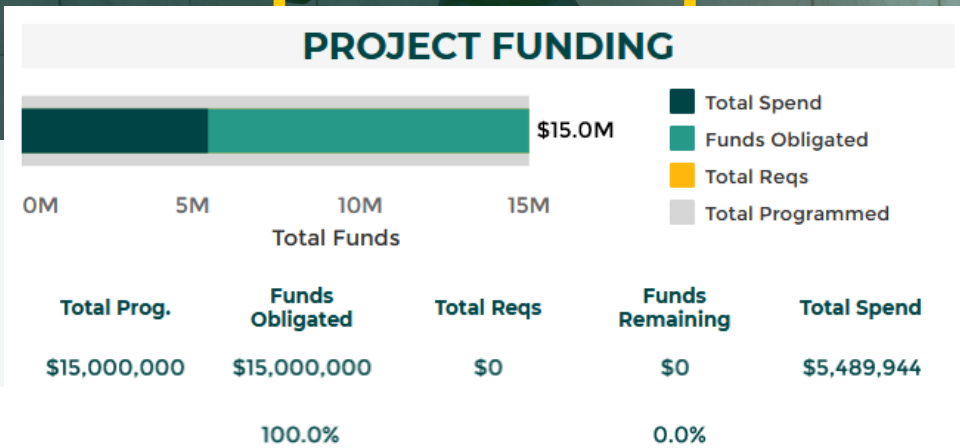
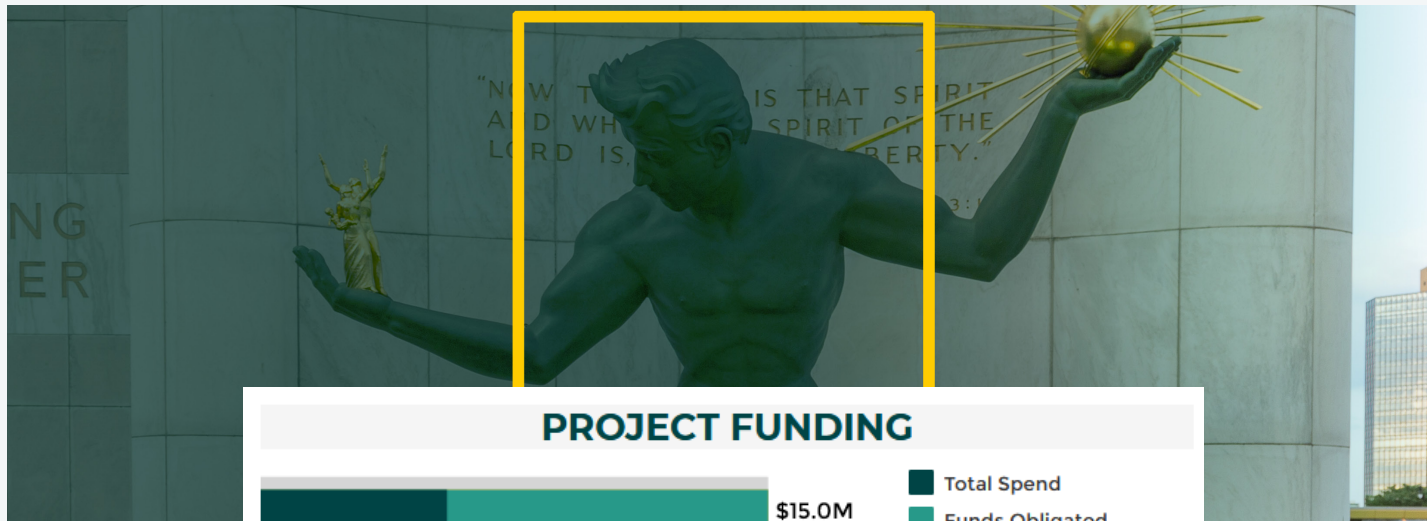
Support of small businesses and entrepreneurs is an integral part of the City of Detroit’s approach to its community and economic development strategy and is a key tenet in the administration’s approach to creating a more equitable City. Small businesses not only create new jobs, but they provide goods and services within the City, amenities that are located in close proximity to neighborhoods that are walkable for surrounding residents, increase personal income for households, are a mechanism for generational wealth-building, and generate tax revenue to the local economy.

Detroit Small Business Launcher

Project ID: 16.3.101
AUL Date: 05/02/22
EC#: 2.29

Project Description:

The Motor City Match project offers financial and technical assistance to struggling small business owners and entrepreneurs in Detroit due to COVID-19. It fills development gaps and provides legal advice and help with business plans. The program supports those hit hardest by the pandemic in the small business community of Detroit.



Featured Project Metrics

Long Term Goals:

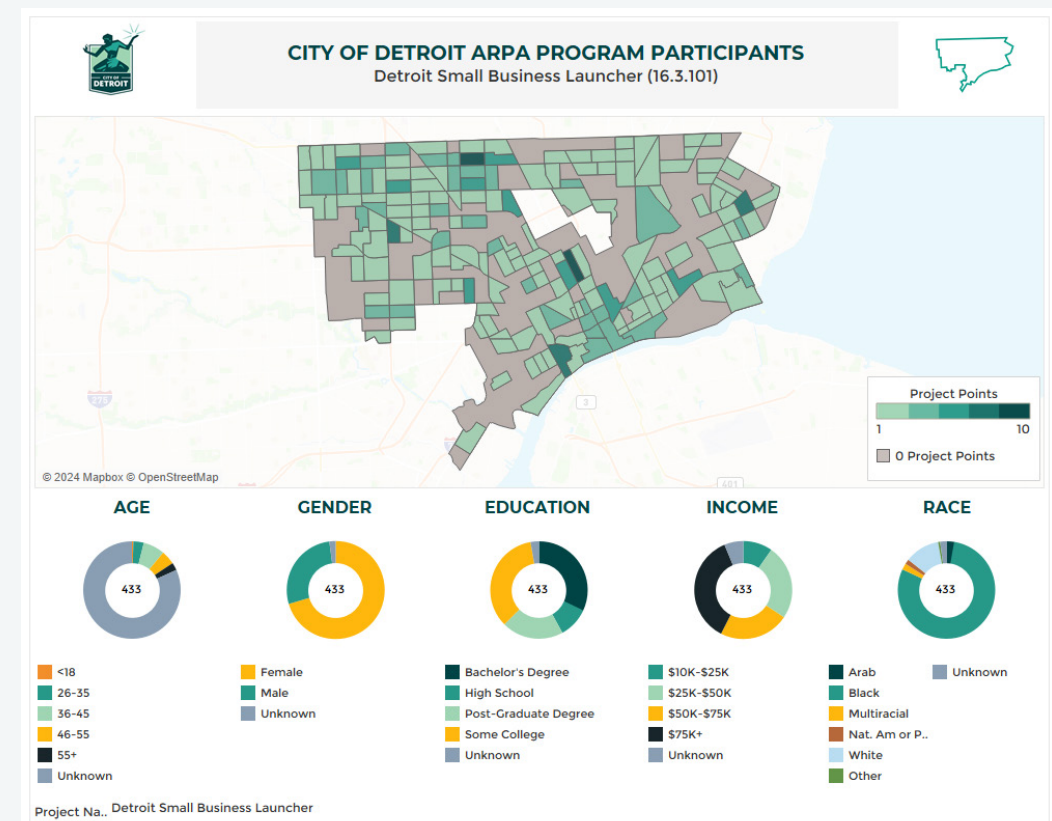
- Support the recovery of the small- and mid-sized business landscape from the impacts of the COVID-19 pandemic
- Improve the sustainability of small and mid-sized businesses by mitigating the impact of institutional and regulatory barriers to success

Outcomes:

- Increase the number of small and mid-sized businesses (SMBs) receiving financial support
- Increase in SMB's operating
- Increase in available jobs

Outputs:

- Number of businesses supported providing continued goods and services to low-to moderate-income areas: **51 businesses**
- Number of new jobs created: **115 jobs**
- Number of grants awarded to businesses led by a marginalized group of people: **401 grants**

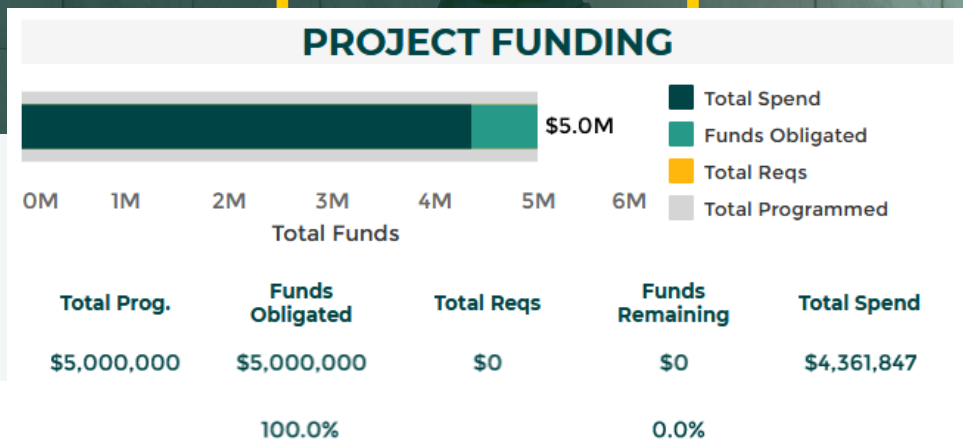
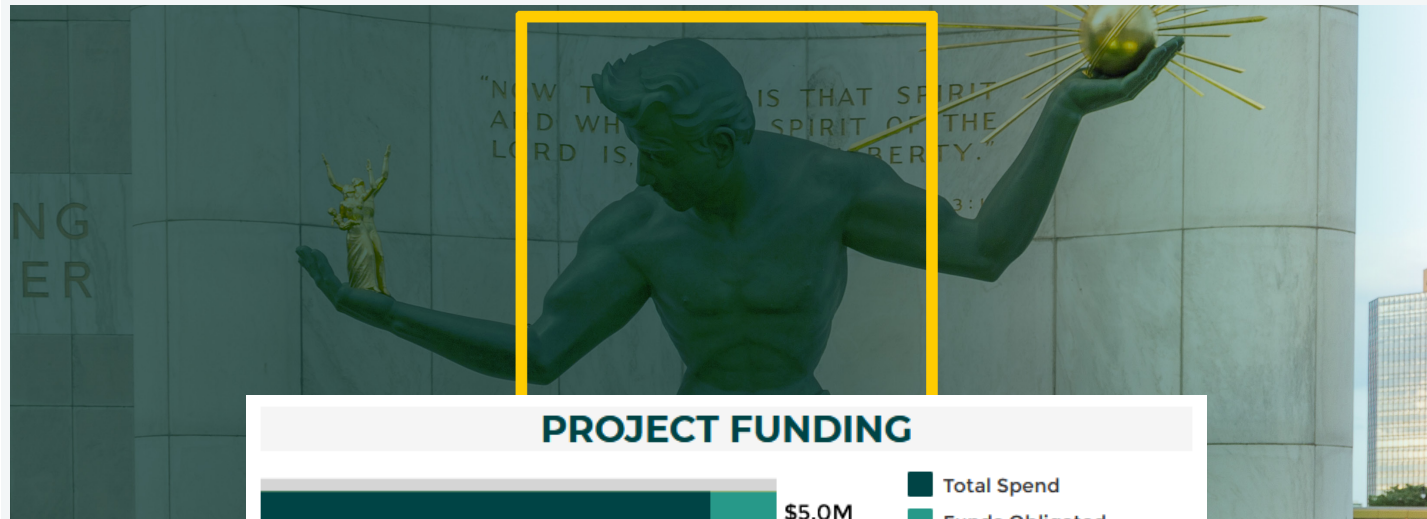


Small Business COVID Response

Project ID: 16.3.003
AUL Date: 05/02/22
EC#: 2.30

Project Description:

Small Business Covid Response in Detroit offers technical and financial assistance, networking opportunities, business planning advice, and grant funding to help small businesses navigate Covid-19 challenges, with a focus on Black and minority owned businesses.



Featured Project Metrics

Long Term Goals:

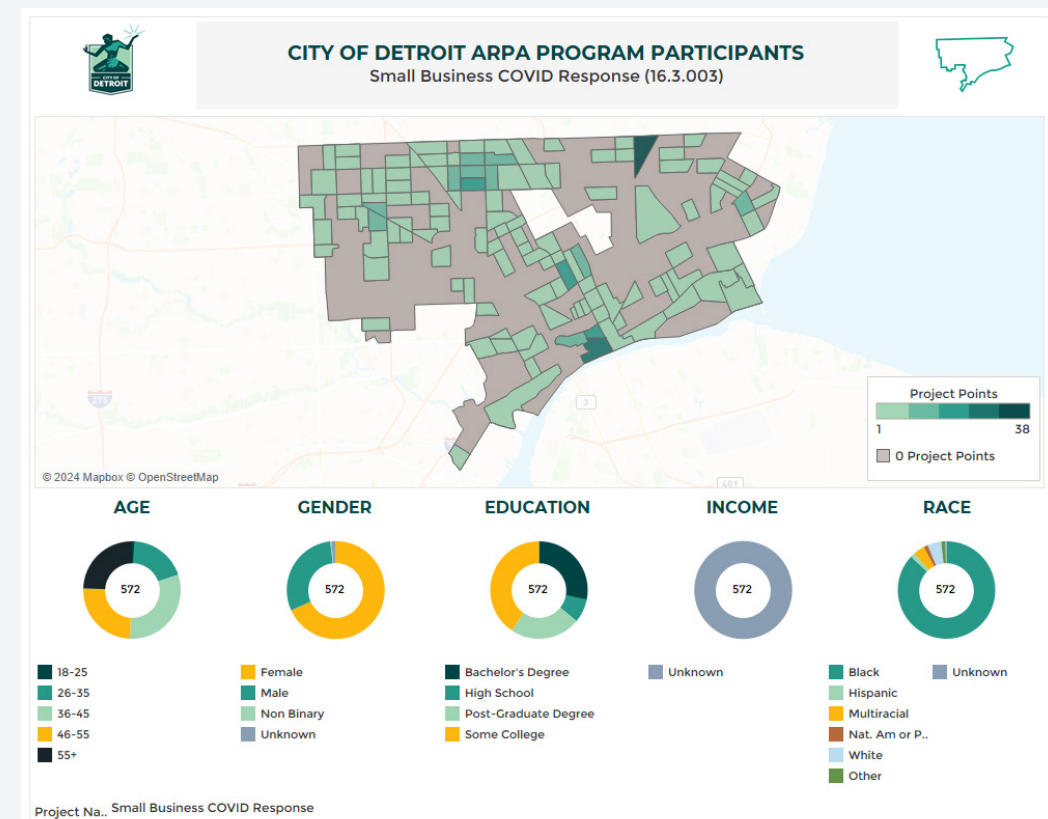
- Support Rebound of SMBs' Revenues to at least Pre-Pandemic Levels & Increase Resource and Capital Access for SMBs
- Mitigate the Impact of Institutional and Regulatory Barriers to Success
- Ensure the long-term structural and operational capacity of SMBs led by people of color to mitigate future economic impact of COVID-19

Outcomes:

- Increase in number of SMBs receiving direct technical support
- Increase in number of SMBs accessing technical support resources
- Increase in successful navigation of state and federal regulatory systems

Outputs:

- Number of Small Businesses Served: **2322 businesses**
- Number of SMBs led by people of color who report gained key skills for running a successful business: **91 SMBs**
- Number of SMBs accessing all supports led by people of color: **151 SMBs**



Public Space

26 Projects

Total Programmed: \$192,113,334

The Public Spaces Portfolio consists of projects aimed at reducing blight across the City and creating new public spaces such as parks, greenways, historical sites, and recreation centers for residents to enjoy. By achieving these goals, the portfolio aims to improve public health outcomes and encourage further neighborhood stabilization.

Project Insights:

The City of Detroit has several ongoing projects under the ARPA fund 2024 initiative, showcasing significant progress across various community improvement endeavors. In the Vacant Lot Activation and Beautification project, Dexter-Elmhurst Center & Park and Old Redford Link at Lahser-Clarita Park have completed their planning and design phases and are now in the construction phase. The former is currently in heavy construction, while the latter has entered the mobilization phase. This initiative aims to transform vacant lots into vibrant community spaces, enhancing neighborhood aesthetics and providing communal benefits.

Projects soon to be completed include the Joe Louis Greenway Neighborhood Planning, which began in late 2022 and has involved extensive community engagement through milestone meetings, summits, and virtual series. The final series of in-person meetings and a summer celebration are planned for August 2024, with final deliverables expected within the next 2-5 months. The Joe Louis Greenway project itself has reached significant milestones, including 64% construction completion on segments between Oakman Blvd and I-96 and 85% completion between W Warren and Joy Rd. The project has received substantial community engagement and positive feedback, highlighted by an official ribbon-cutting ceremony at the Warren Gateway and Highland Park segments.

Successfully completed projects include the Roosevelt Park Construction, which concluded with a ribbon-cutting ceremony in June 2023. The park's completion marks a significant achievement in providing accessible and enhanced recreational spaces for the community. The Park Plans project has also seen several parks reach completion, such as Balduck Park and Tireman-Minock Park, with ribbon-cutting ceremonies marking their opening. Other parks, like AB Ford Park and John R-Watson Park, are in the final stages of construction, with anticipated completions by the end of the 2024 construction season. These completed projects are testaments to the City's commitment to improving public spaces and fostering community well-being.

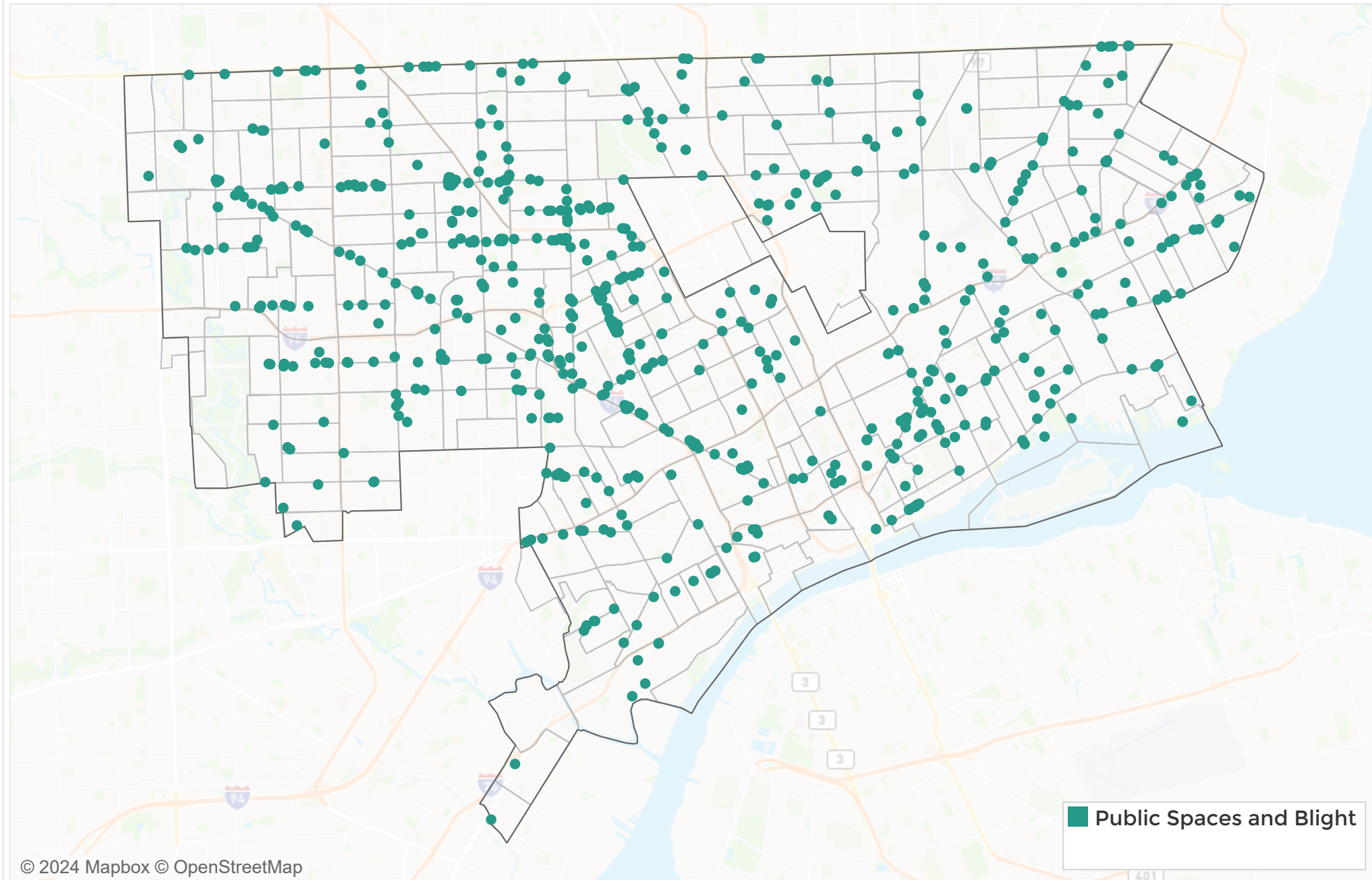
Project Sector: Public Spaces and Blight					
Projects that work to both reduce blight across the city while creating new forms of public space (parks, greenways, historical sites, recreation centers) for residents to enjoy, improve public health outcomes, and encourage further neighborhood stabilization.					
Project Count	Total Programmed	Amount Obligated	Total Requisitions	Funds Remaining	Total Spend
26	\$192,113,334	\$165,815,960	\$19,922,565	\$6,374,809	\$61,338,494
Number of grants awarded	Total amount of NOF-ARPA Funding awarded round 1	Number of Stakeholder Meetings held	Number of Planning Area Milestone Meetings Held		
48	\$960,000	193	22		
Neighborhood Opportunity Fund		Joe Louis Greenway Neighborhood Planning			
Number of Residents Engaged in Planning Process	Estimated gallons of stormwater avoided	Number of parking Spaces Provided	Number of Master Rehabilitation Plans (MRP) developed		
2,190	77,654	146	16		
Joe Louis Greenway Neighborhood Planning	Commercial Corridor Parking		Public Facility Accessibility Program		

Key Takeaways:

- **Community Engagement and Progress:** The ARPA-funded projects in Detroit, such as the Joe Louis Greenway Neighborhood Planning and the Vacant Lot Activation and Beautification, demonstrate strong community engagement and significant progress, with multiple phases nearing completion and high levels of local involvement.
- **Successful Completion of Key Projects:** Several major projects have been successfully completed, including Roosevelt Park and portions of the Park Plans initiative, providing enhanced recreational spaces and beautified areas for the residents of Detroit.
- **Positive Impact and Future Goals:** The ongoing and soon-to-be-completed projects, like the Joe Louis Greenway and various park developments, indicate a positive impact on the City's infrastructure and community spaces, with plans for further construction and enhancements continuing to drive Detroit's urban revitalization.



ARPA PROJECT SECTOR: PUBLIC SPACES & BLIGHT

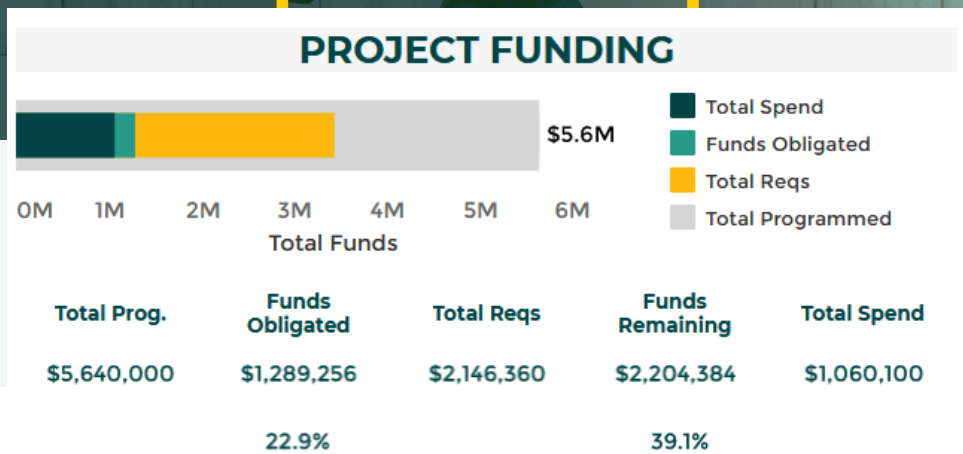
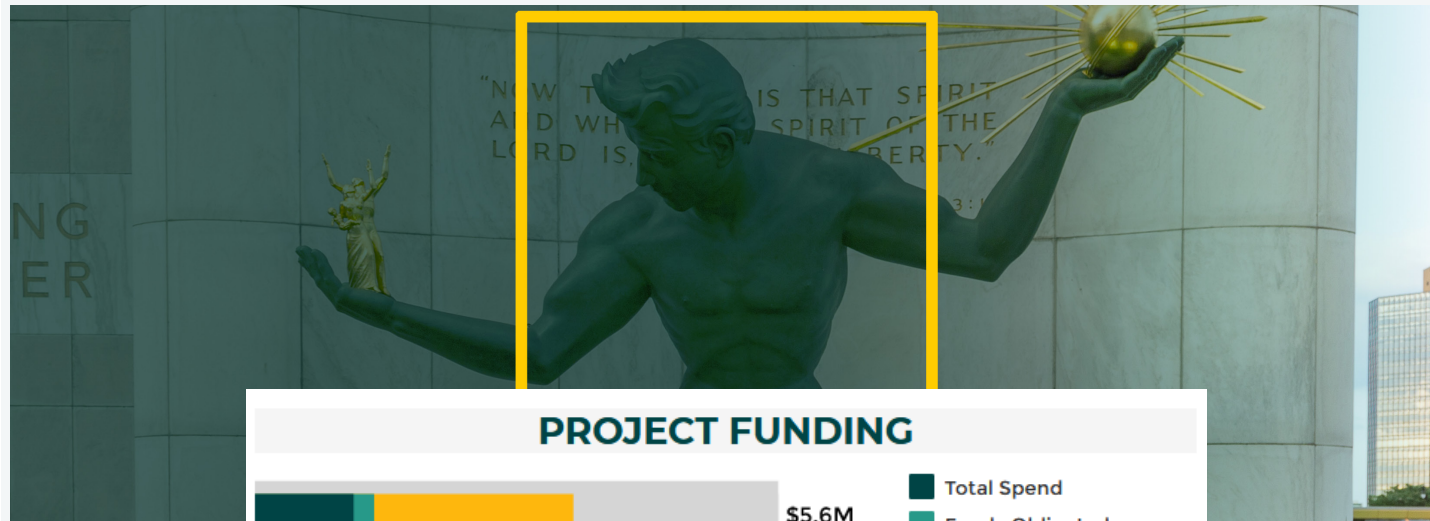


ACE Arts Alley Initiative

Project ID: 13.1.049
AUL Date: 11/19/21
EC#: 2.22

Project Description:

Arts Alley Initiative in Detroit will improve alleys with local artwork and infrastructure upgrades. Goal is to create safe green spaces for residents and address issues like blight and flooding. With residents involved and funding by ARPA there are three rounds, with two alleys completed in each. RFP for Alley capital improvements are also being developed.



Featured Project Metrics

Long Term Goals:

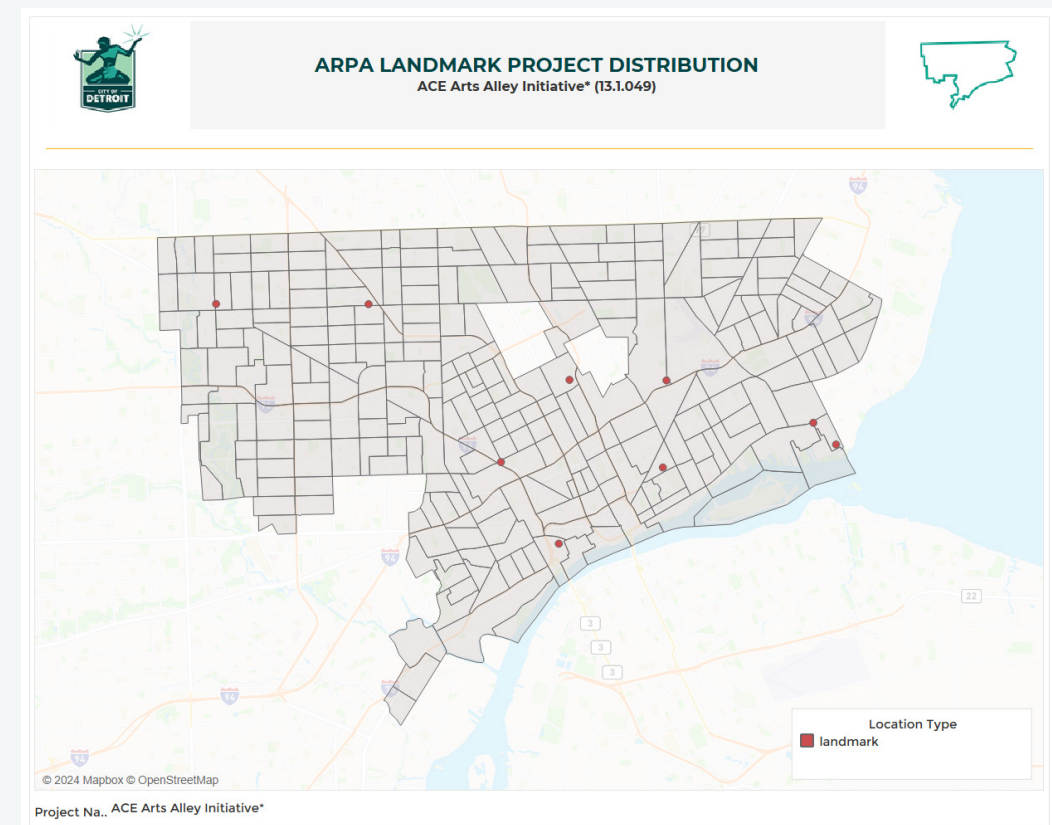
- Spur Neighborhood Revitalization
- Flood Mitigation
- Highlight Neighborhood Creativity and Promote Cultural Preservation

Outcomes:

- Increase in safe and accessible gathering spaces
- Increase in community gatherings held in alley sites
- Increase in activated alley space
- Improve drainage structures
- Cultivation of positive feedback regarding community identity

Outputs:

- Number of positive media reports covering the project: **10 reports**
- Number of Artists hired: **1 artists**
- Number of Fellows hired: **9 fellows**

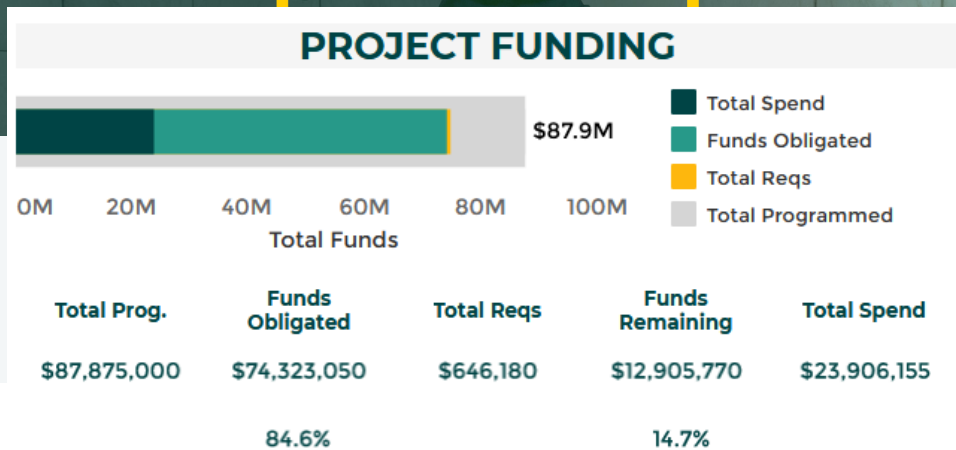
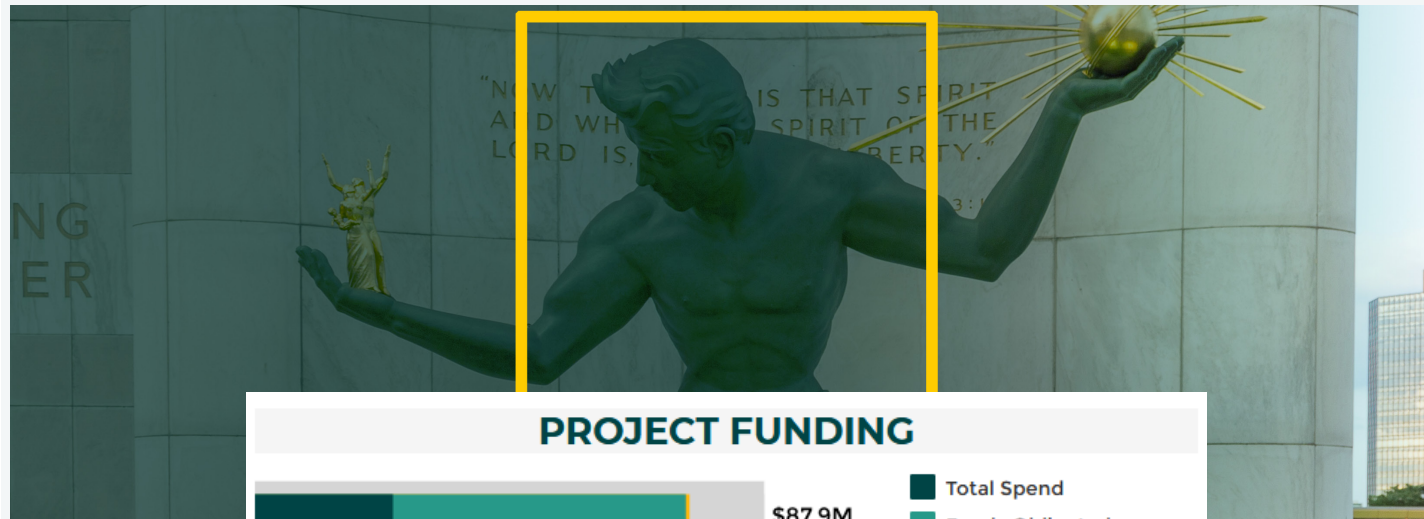


Blight Remediation - Industrial and Commercial

Project ID: 03.2.002
 AUL Date: 11/05/21
 EC#: 2.23

Project Description:

The Blight – Industrial and Commercial remediation program is an initiative to remove blight and prepare sites for redevelopment through demolition, environmental remediation, infrastructure improvements, and other site readiness activities on large abandoned commercial and industrial properties. In the long term, the activities completed through this program will be a catalyst for future development on the selected sites by removing barriers to redevelopment. In the short term, this program will seek to improve one of the social determinants of public health – neighborhoods and the built environment – by remediating and/ or removing abandoned, hazardous, or contaminated sites across the City of Detroit.



Featured Project Metrics

Long Term Goals:

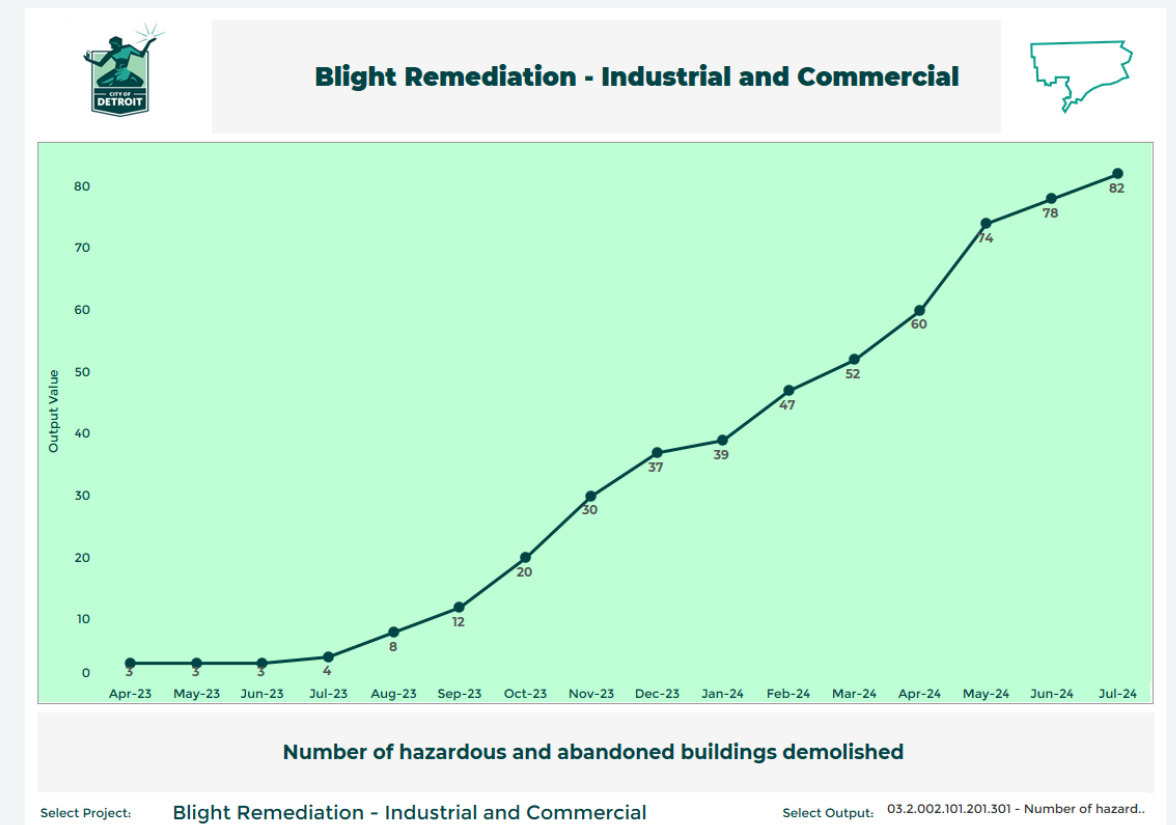
- Improve the social determinants of health and economic outcomes through the removal and remediation of abandoned and hazardous industrial and commercial properties that pose the highest public health and safety risks and barriers to neighborhood revitalization.

Outcomes:

- Improve public health and safety by removing targeted number of dangerous, hazardous and abandoned buildings.
- Complete site preparation/site readiness measures for target number of sites to facilitate redevelopment

Outputs:

- Number of hazardous and abandoned buildings demolished: **82 buildings**
- Number of environmental due diligence completed for targeted number/list of sites: **274 due diligence**

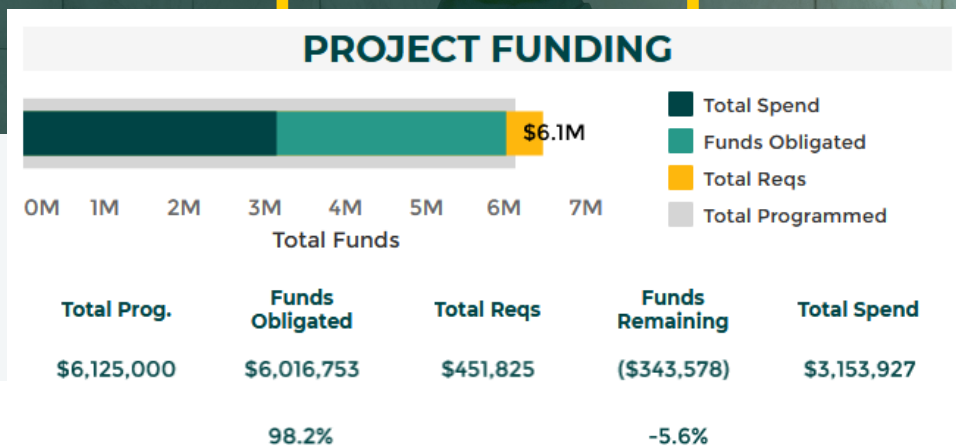
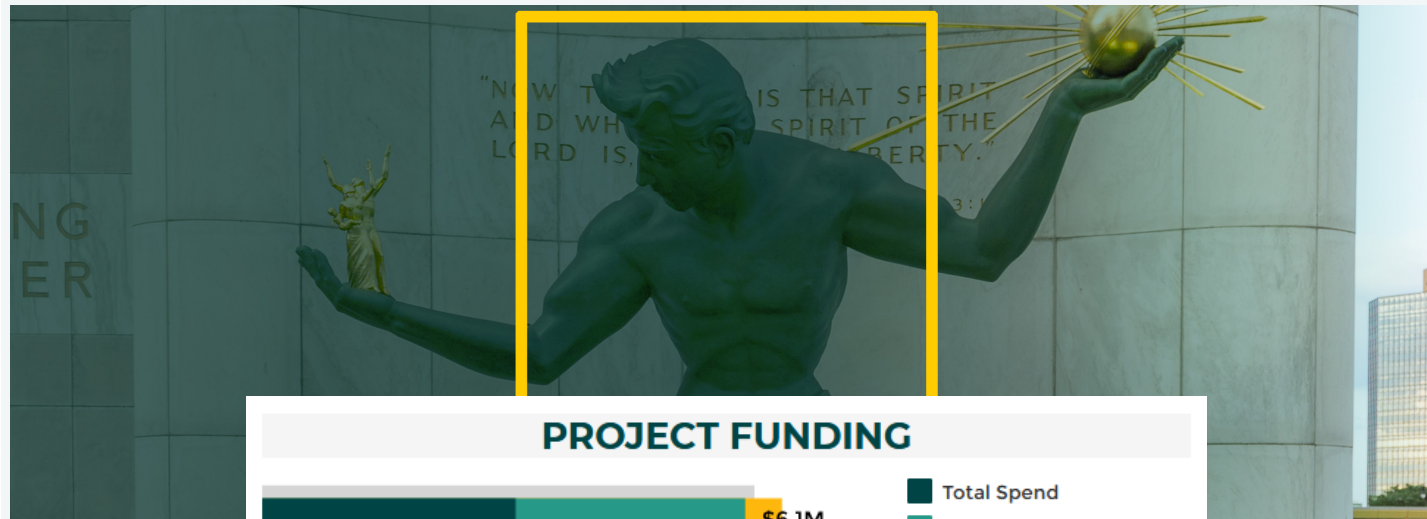


Blight to Beauty – Corridors

Project ID: 13.1.162
 AUL Date: 11/19/21
 EC#: 2.23

Project Description:

The Blight to Beauty – Corridors (B2B – Corridors) is a project that will reduce visual blight in Detroit and increase responsible property owner maintenance and investment. The focus is on improving the health, safety, and dignity of city residents as well as providing a healthier physical environment for citizens, visitors, and businesses.



Featured Project Metrics

Long Term Goals:

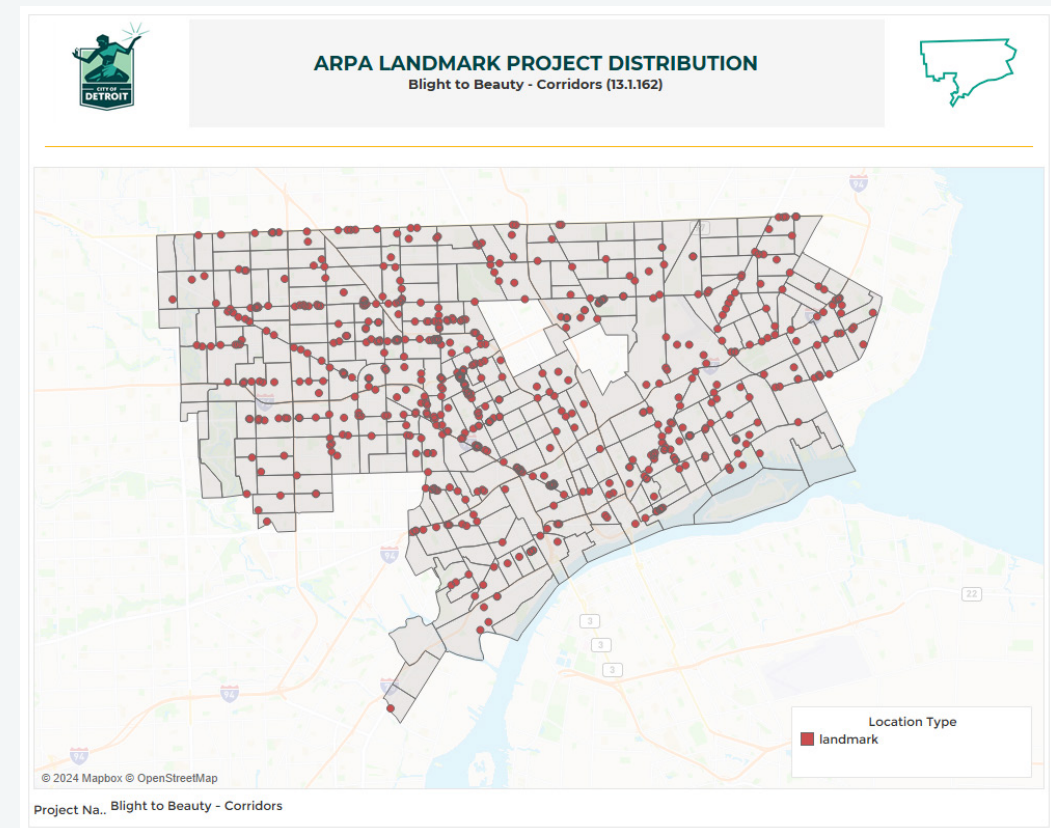
- Health, Safety, and Dignity of Detroit residents, improving the subjective experience of blight.

Outcomes:

- Accelerated blight removal on Detroit’s commercial corridors.
- Increase Compliance of private owners with city code
- Improved City process alignment

Outputs:

- Number of privately-owned properties touched on 18 corridors: **584 properties**
- % of City-owned properties remediated on 18 corridors: **84%**
- Amount of debris removed on 18 corridors (cubic yards): **36253 cubic yards**

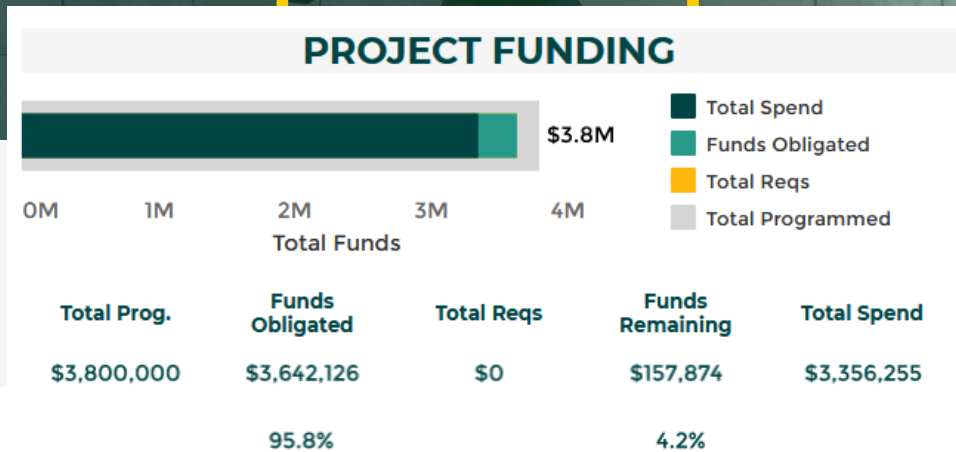
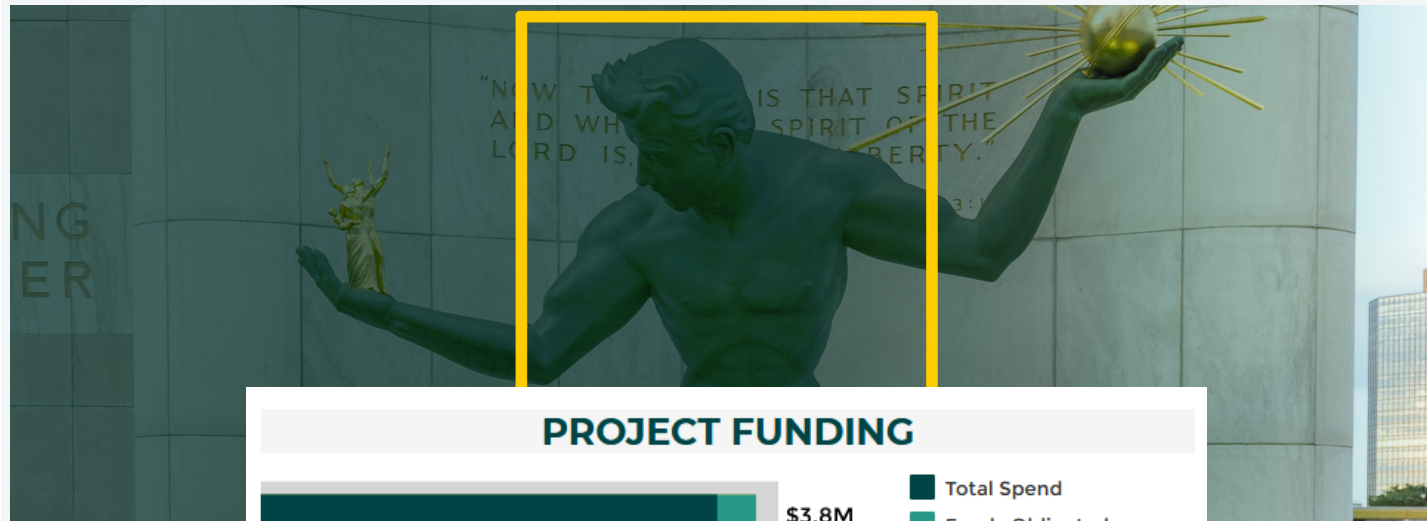


Blight to Beauty – Trees

Project ID: 13.1.008
AUL Date: 03/04/22
EC#: 2.23

Project Description:

Blight to Beauty – Trees is a program that removes dead and dangerous trees to enhance the quality of life for Detroit residents. It aims to increase safety and beautify public spaces for a cleaner, more stunning city. The program also seeks to implement a high standard of maintenance for public spaces to beautify our neighborhoods.



Featured Project Metrics

Long Term Goals:

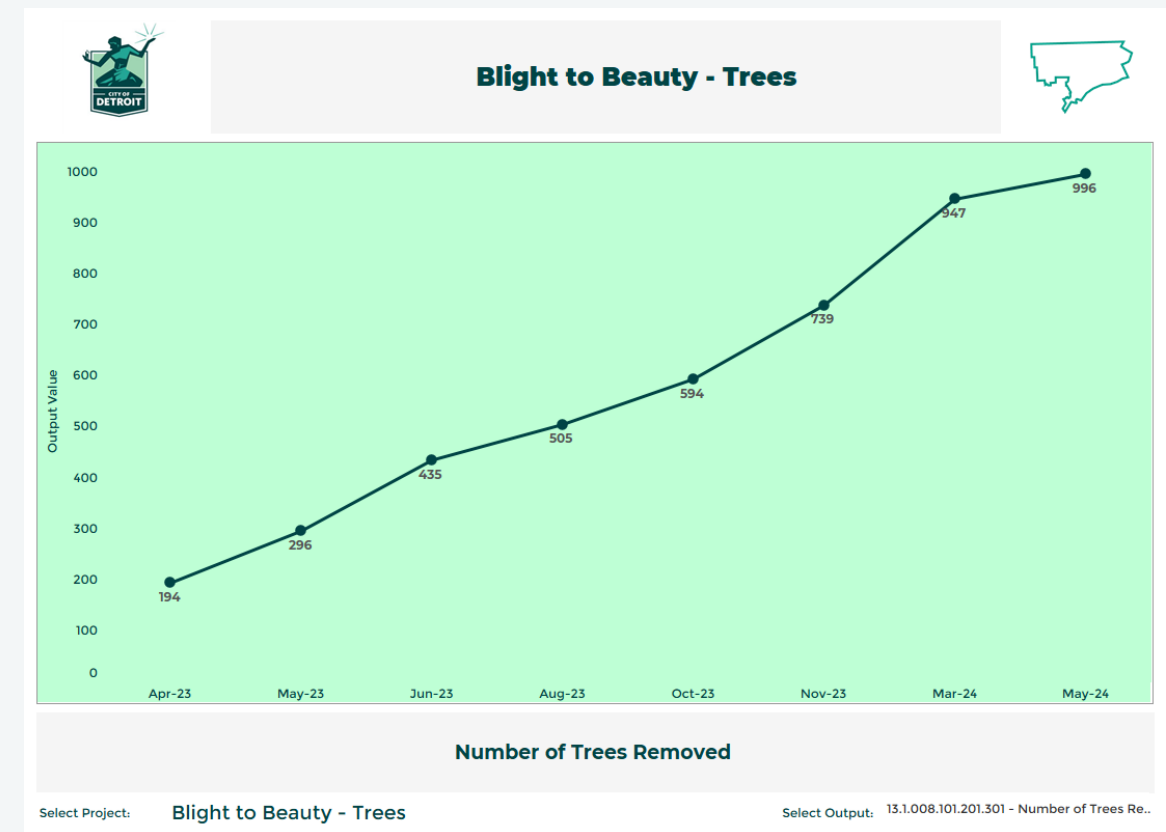
- Address the disproportionate impacts of blight in Detroit’s neighborhoods & promote improved health outcomes by improving city processes and investing in tree removals.

Outcomes:

- Removal of dead, dangerous, and nuisance trees across the City of Detroit.

Outputs:

- Trees Removed above 60” Diameter: **50 trees**
- Trees Removed above 49”-60” Diameter: **83 trees**
- Number of Trees Removed: **996 trees**

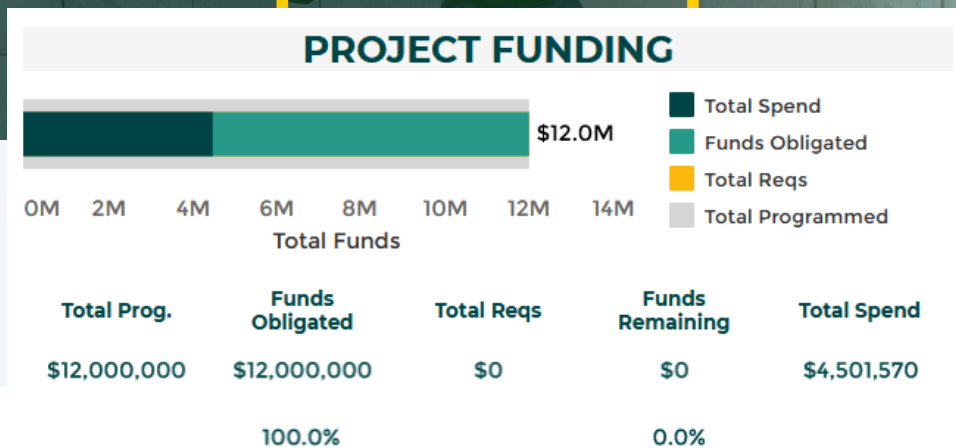
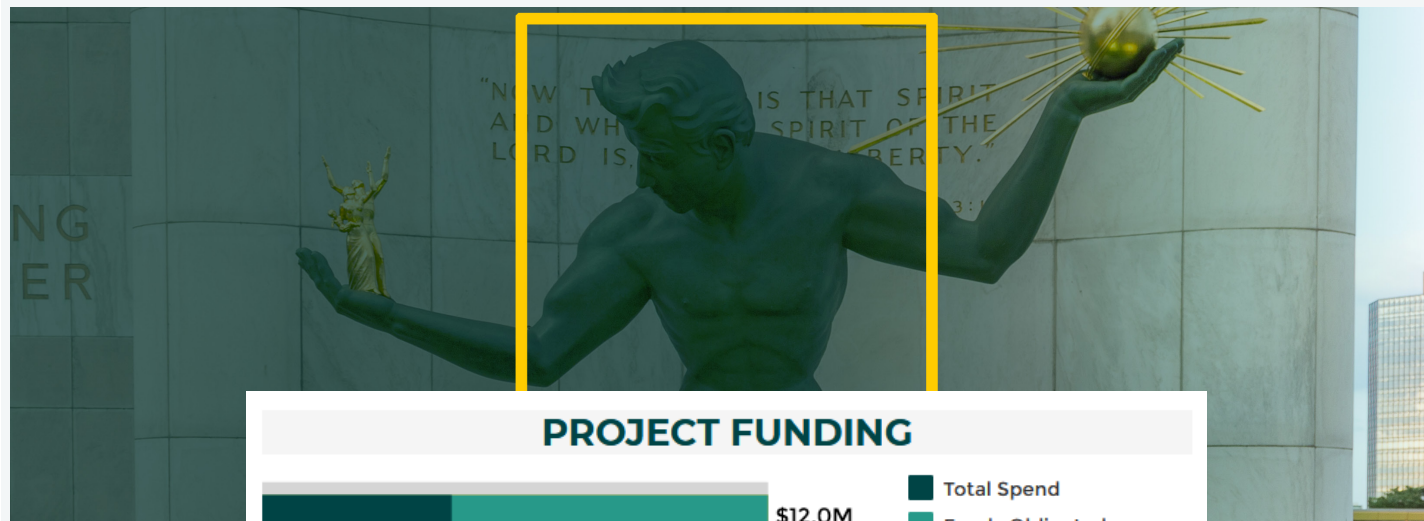


Chandler Park Athletic Fieldhouse

Project ID: 07.1.029
AUL Date: 02/24/22
EC#: 2.22

Project Description:

The Chandler Park Athletic Fieldhouse is a project to cover the existing football field transforming it into an athletic fieldhouse (approx. 150,000 SF) to provide a year-round field for all age groups and outside vendors to use. This plan – built on an existing conceptual community center proposal by the Chandler Park Conservancy with Gensler in 2019 – will also allow the City to create new athletic programs throughout all seasons. This project includes minor site work such as utilities service, parking lot, landscaping, and road enhancement.



Featured Project Metrics

Long Term Goals:

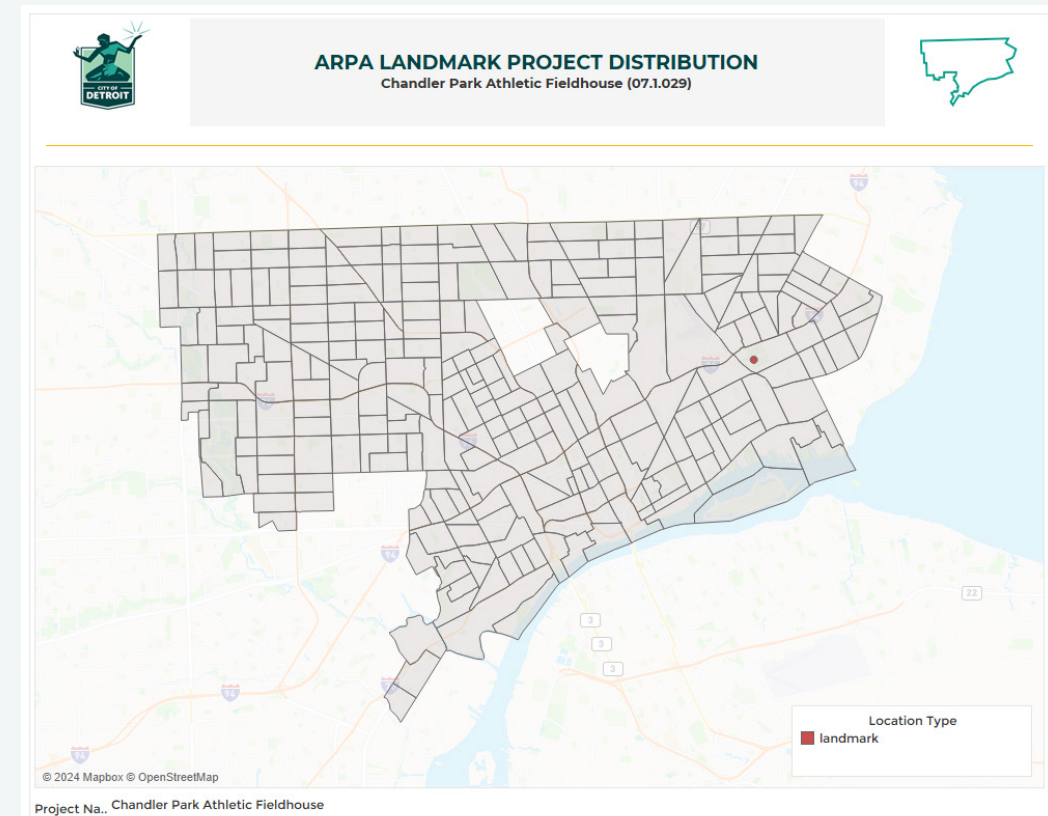
- Improvements in health outcomes for Detroit’s communities through expanded recreation, health, and community programming and services.

Outcomes:

- Completion of the new Chandler Park Athletic Dome that will provide a new indoor field and other program spaces, filling in a gap in the network of Detroit’s Community Recreation Center.
- Availability of year-round athletic opportunities, wellness programs, community events, and public services in the new Chandler Park Athletic Dome.
- Increased community participation and engagement in the Recreation Center system resulting from expansion of services.

Outputs:

- Number of completed community engagement sessions for design development: **3 sessions**
- % completion of construction for the Recreation Center project and surrounding landscape: **15%**
- % completion of design for the Recreation Center project and surrounding landscape: **100%**

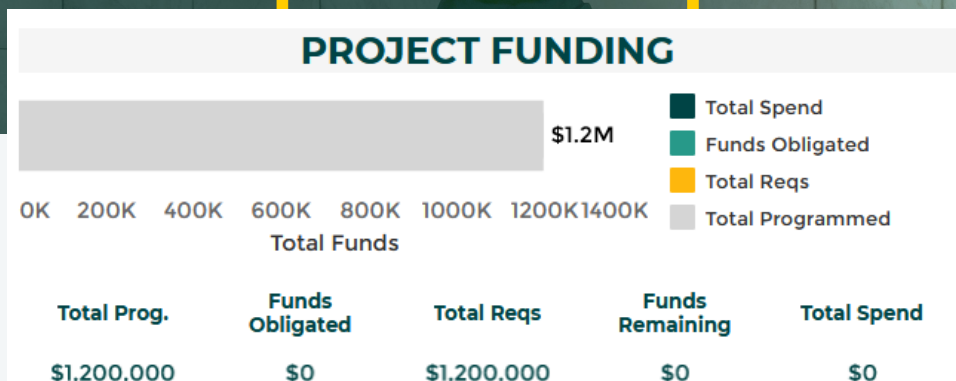
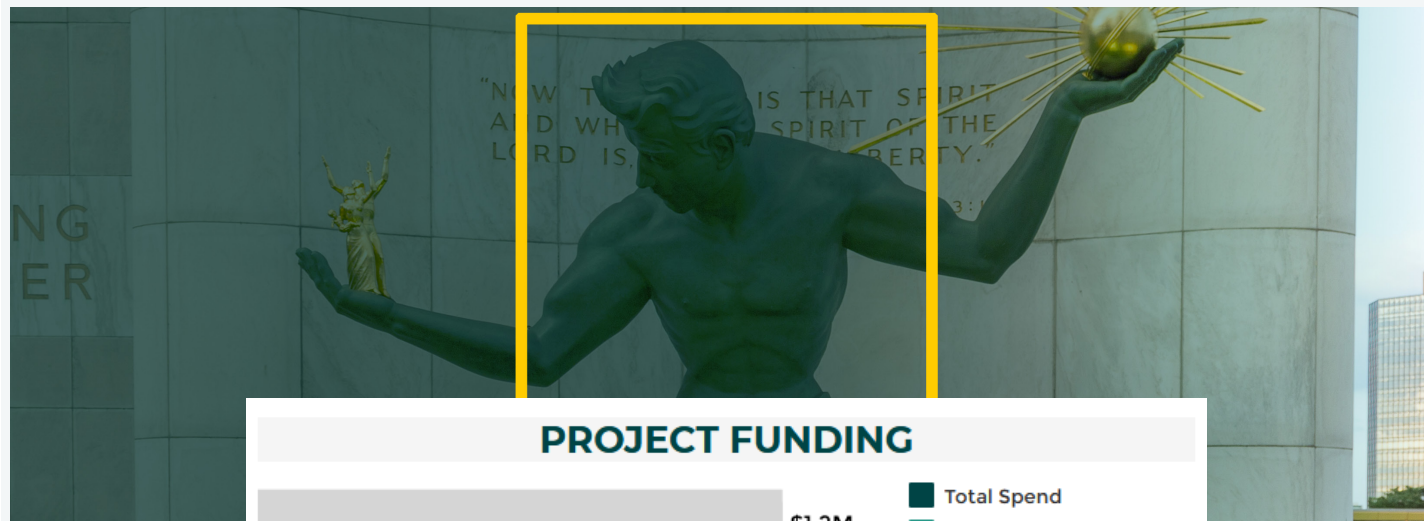


Detroit Historical Museum

Project ID: 04.1.141
 AUL Date: 02/14/24
 EC#: 6.01

Project Description:

Provides grant funds to the Detroit Historical Museum, matching State funds, to aid in its recovery from revenue losses due to COVID.



Featured Project Metrics

Long Term Goals:

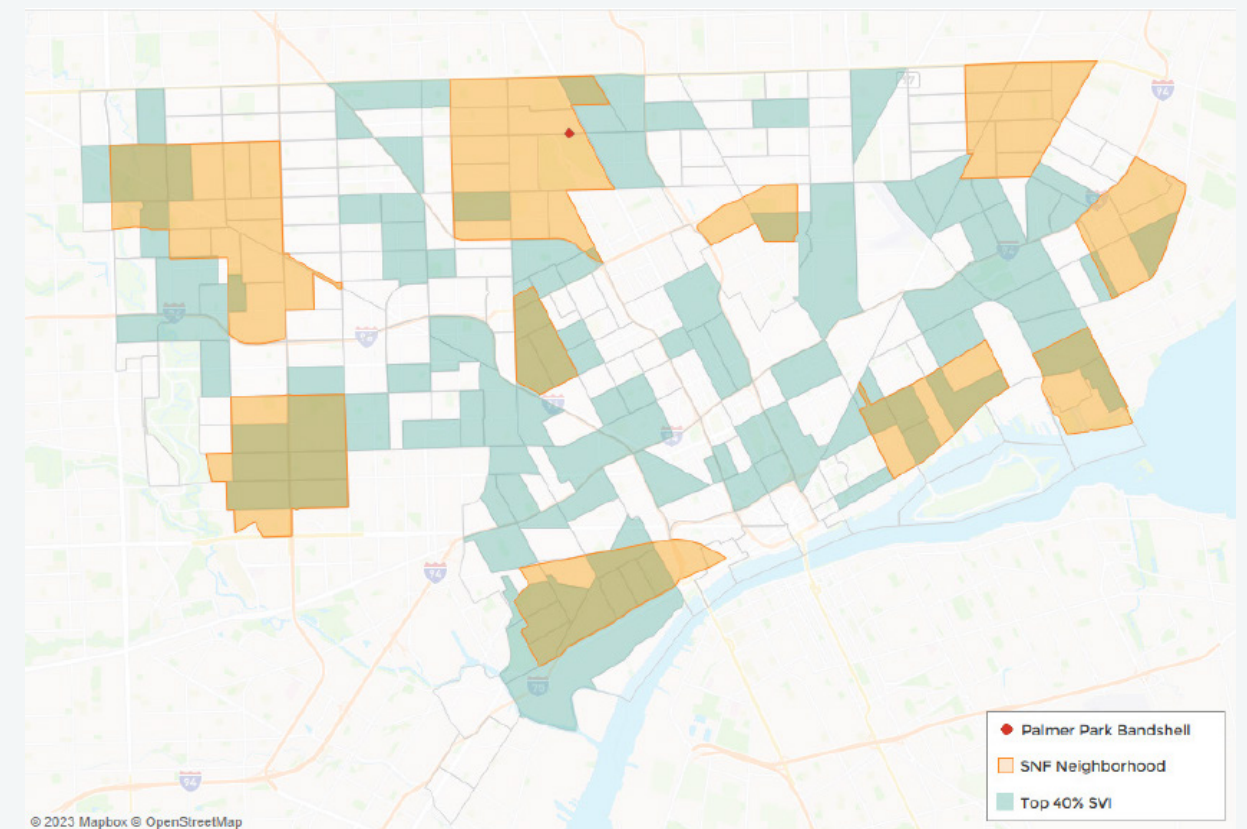
- Coming soon

Outcomes:

- Coming soon

Outputs:

- Output data coming soon

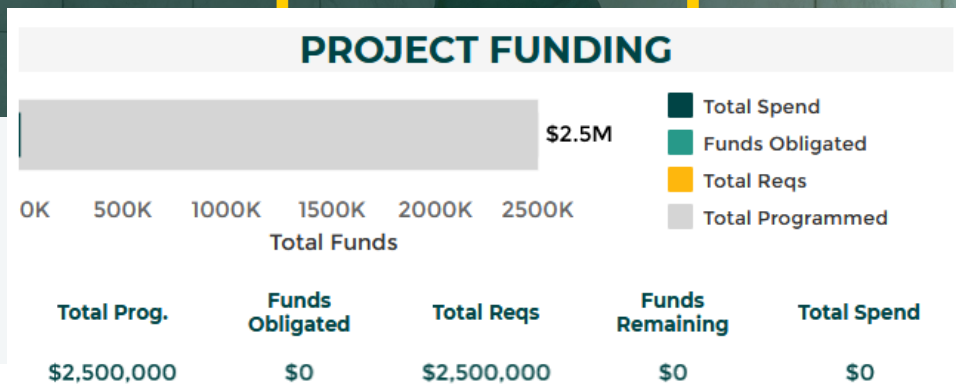
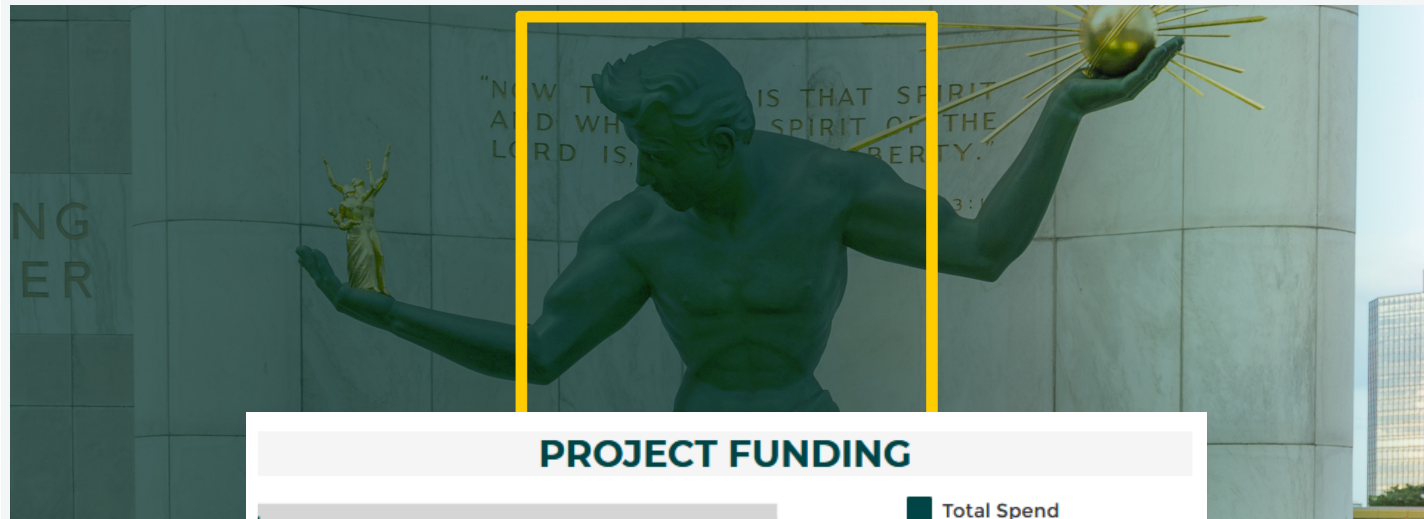


Detroit Small Museum Support

Project ID: 04.1.142
 AUL Date: 01/02/24
 EC#: 2.34

Project Description:

Revitalizes and assists small museums affected economically by the COVID-19 pandemic.



Featured Project Metrics

Long Term Goals:

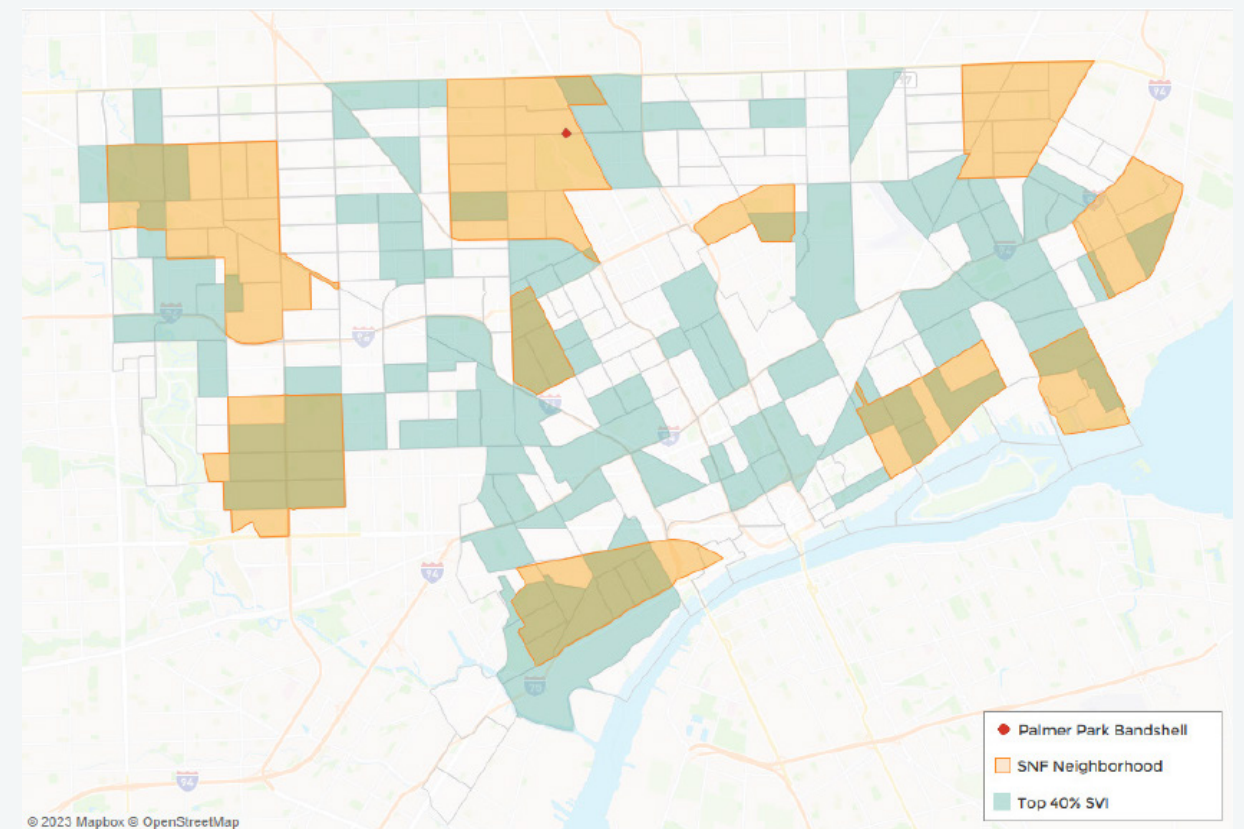
- Coming soon

Outcomes:

- Coming soon

Outputs:

- Number of people who have attended the museum: **Coming soon**
- Number of memberships: **Coming soon**
- Number of events hosted by the museum: **Coming soon**

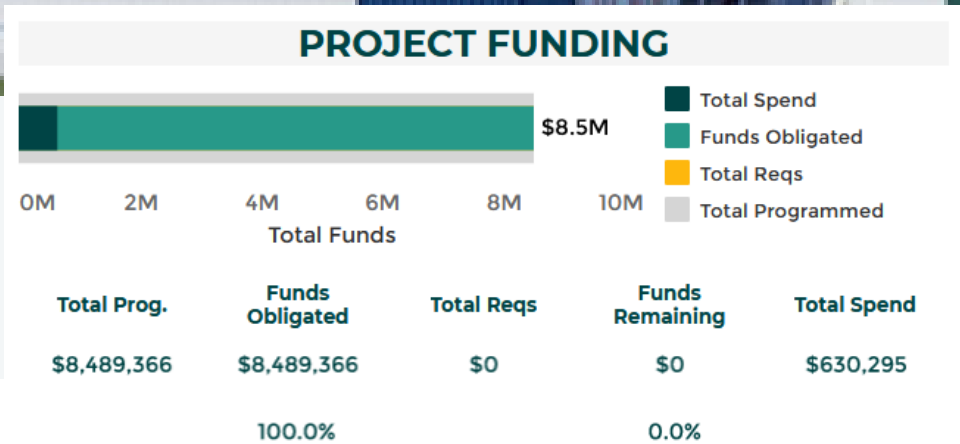


Dexter/Elmhurst Recreation Center

Project ID: 07.1.028
 AUL Date: 02/24/22
 EC#: 2.22

Project Description:

Renovates the recently purchased Dexter-Elmhurst Recreation Center, addressing code violations to safely reopen it.



Featured Project Metrics

Long Term Goals:

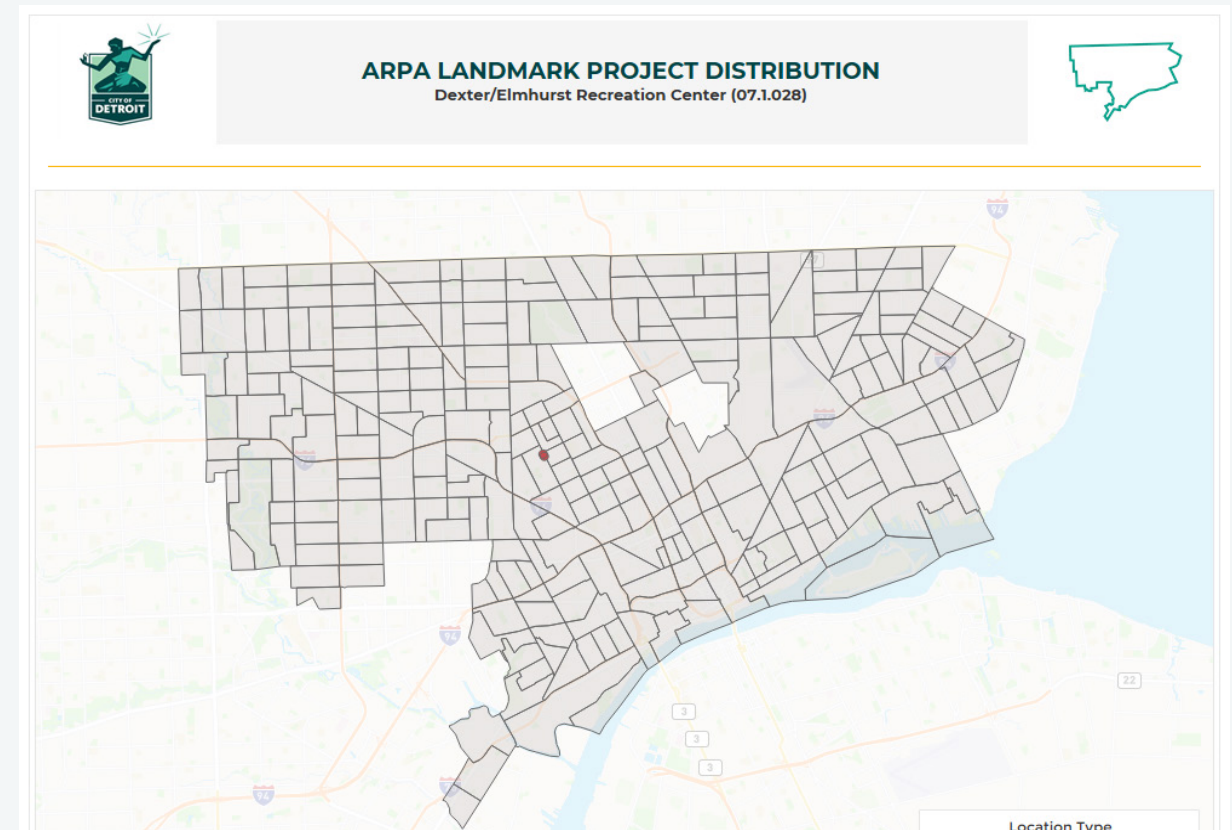
- Improvements in health outcomes for Detroit’s communities through expanded recreation, health, and community programming and services.

Outcomes:

- Completion of the new Dexter Elmhurst Recreation Center that will provide a new Community Recreation Center and surrounding park for the surrounding community and expand the existing network of facilities.
- Expanded availability of year-round athletic opportunities, wellness programs, community events, and public services in the new Dexter Elmhurst Community Recreation Center.

Outputs:

- Number of completed community engagement sessions for design development: 3 sessions
- % completion of construction for the Recreation Center project and surrounding landscape: 5%
- % completion of design for the Recreation Center project and surrounding landscape: 95%

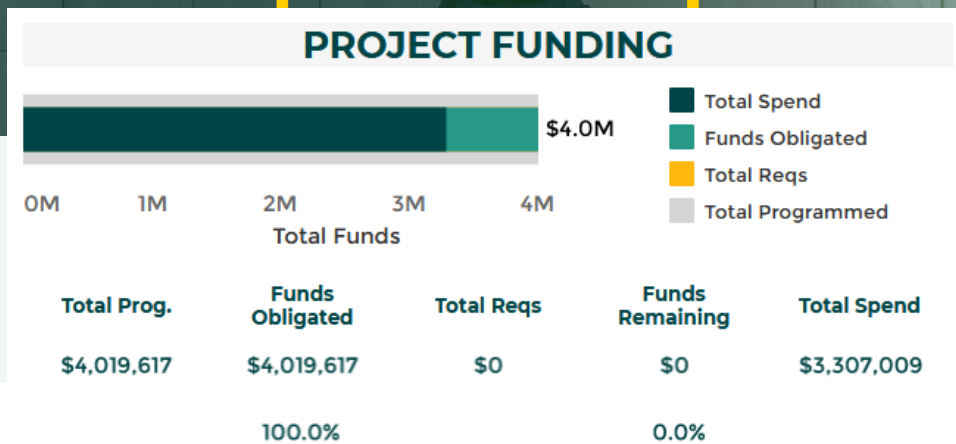
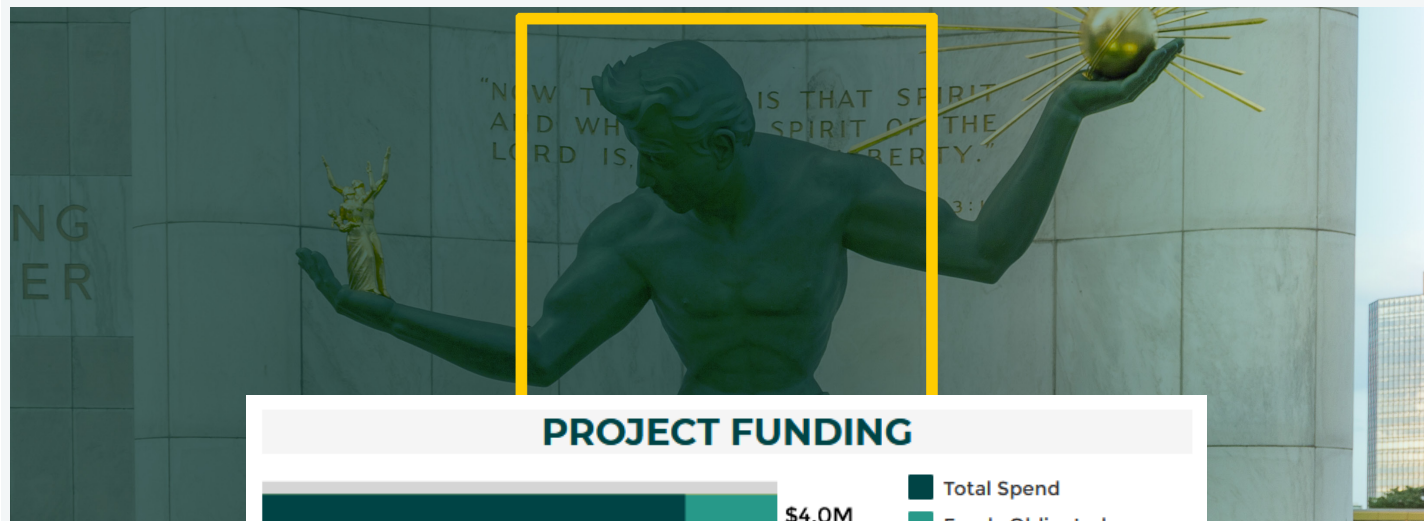


Farwell Recreation Center Gym

Project ID: 07.1.012
 AUL Date: 02/24/22
 EC#: 2.22

Project Description:

The Farwell Recreation Center Gym project will expand the existing Farwell Recreation Center by constructing a new 10,000 sf gymnasium with locker rooms, which will provide new activities and sports programs for the residents. Additionally, the project will make improvements to the rec center's surrounding park including walking paths, landscaping, seating, and modifications to the tennis facility and parking lot.



Featured Project Metrics

Long Term Goals:

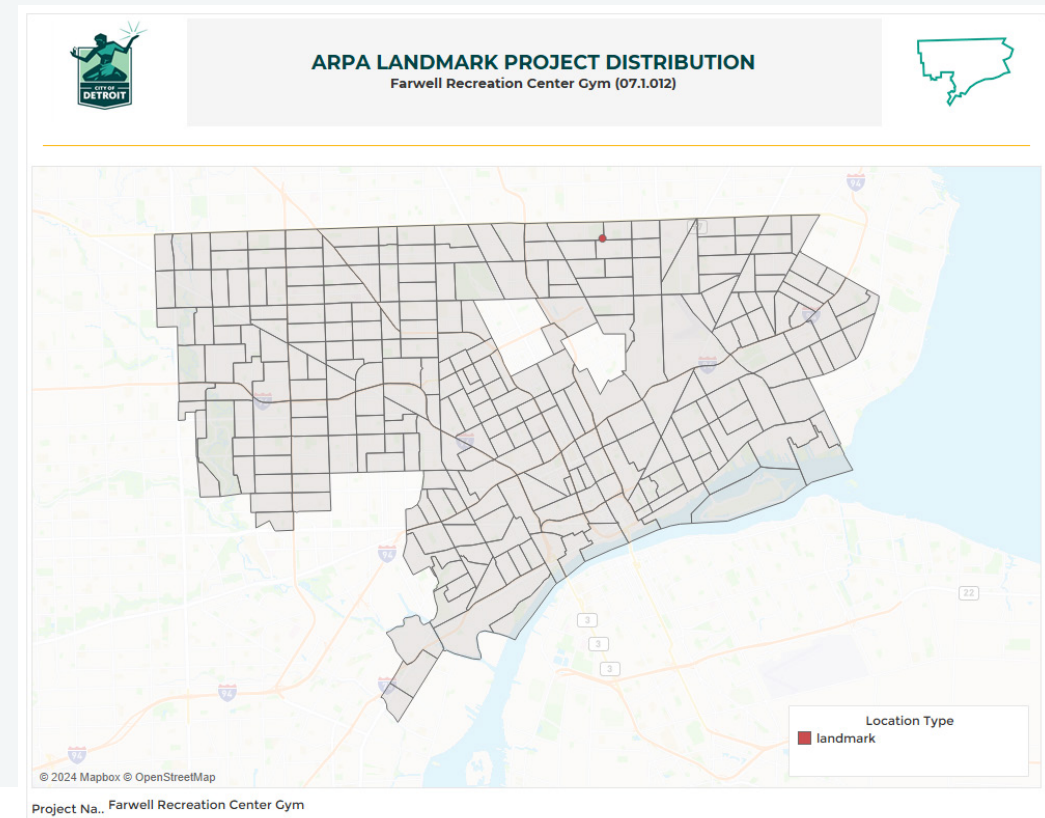
- Improvements in health outcomes for Detroit's communities through expanded recreation, health, and community programming and services.

Outcomes:

- Completion of Farwell Community Recreation Center expansion that will add a new gymnasium and locker rooms to the existing Community Recreation Center, expanding the range of services provided at this center.
- Expanded availability of year-round athletic opportunities, wellness programs, community events, and public services in the expanded facility.
- Increased community participation and engagement in the Recreation Center system resulting from expansion of services.

Outputs:

- % completion of design for the Recreation Center project and surrounding landscape: **Coming soon**
- Number of completed community engagement sessions for design development: **2 sessions**
- % completion of construction for the Recreation Center project and surrounding landscape: **Coming soon**

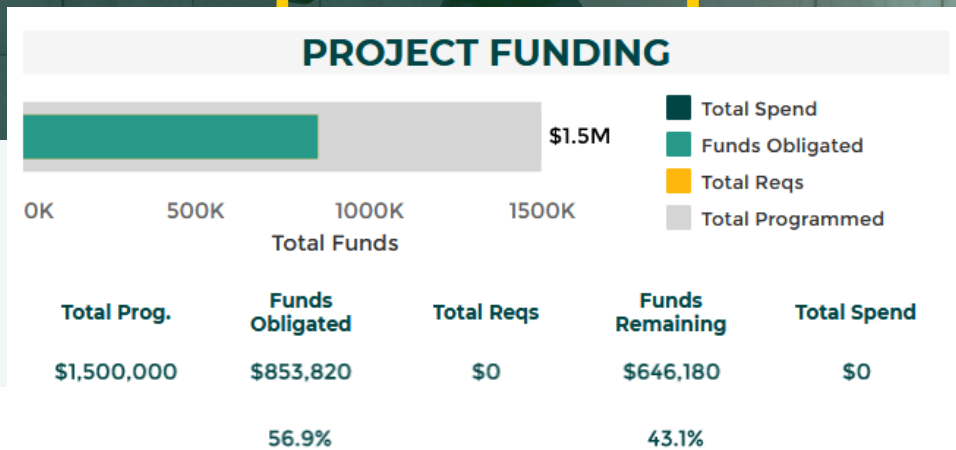
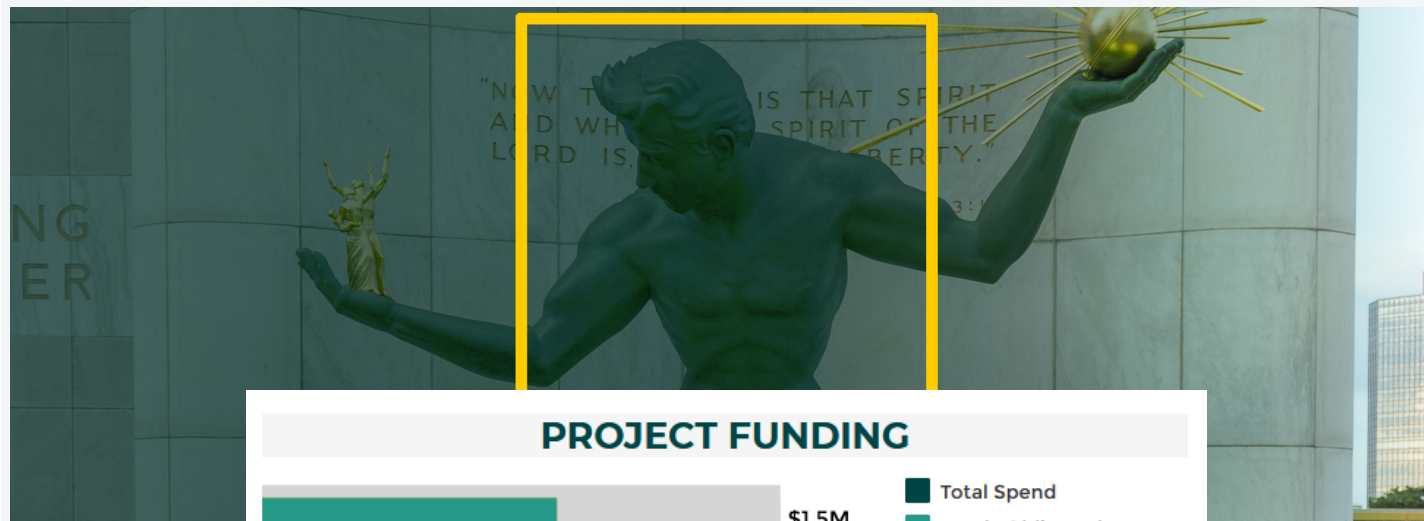


Grey Box Program

Project ID: 13.1.182
AUL Date: 08/29/23
EC#: 2.23

Project Description:

The Grey Box project will eliminate blight and stabilize structures which may otherwise need to be demolished without intervention, by performing roof repair, trash-out, minor masonry repair and securing identified commercial structures. Grey-boxing these buildings also helps to achieve the City's long-term goal of revitalizing local commercial corridors as important community assets that support small business development, local employment, and walkable 20-minute neighborhoods.



Featured Project Metrics

Long Term Goals:

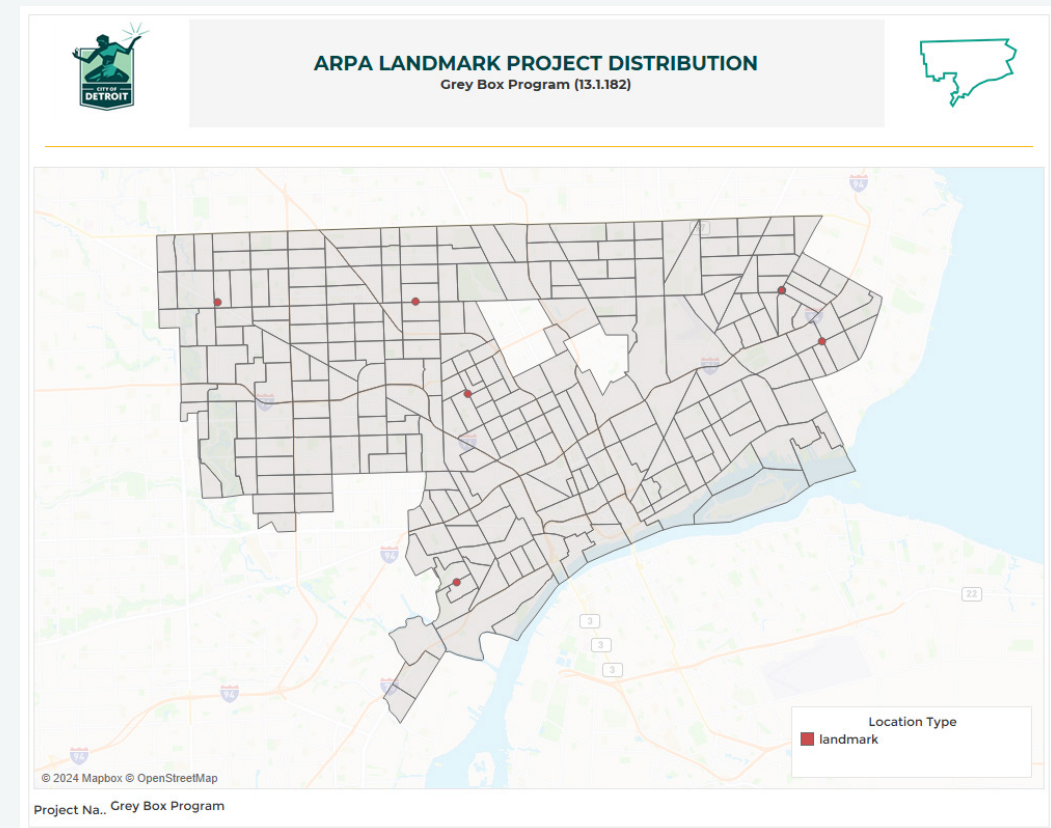
- Improve health and economic outcomes through the remediation of vacant commercial properties that present the greatest opportunity for neighborhood revitalization

Outcomes:

- Neighborhood stabilization by grey-boxing vacant commercial structures.
- Completion of environmental due diligence to facilitate grey-box stabilization of commercial structures
- .

Outputs:

- Number of buildings currently undergoing grey boxing: **4 buildings**
- Number of buildings where grey box stabilization is complete: **1 building**
- Number of buildings identified for potential grey boxing: **9 buildings**



Historical Site and Facilities Support

Project ID: 08.6.183
AUL Date: 08/04/23
EC#: 2.36

Project Description:

Supports the rehabilitation of historic and culturally significant properties, providing funding for minor improvements to optimize buildings already serving communities.



PROJECT FUNDING



Featured Project Metrics

Long Term Goals:

- Coming soon

Outcomes:

- Coming soon

Outputs:

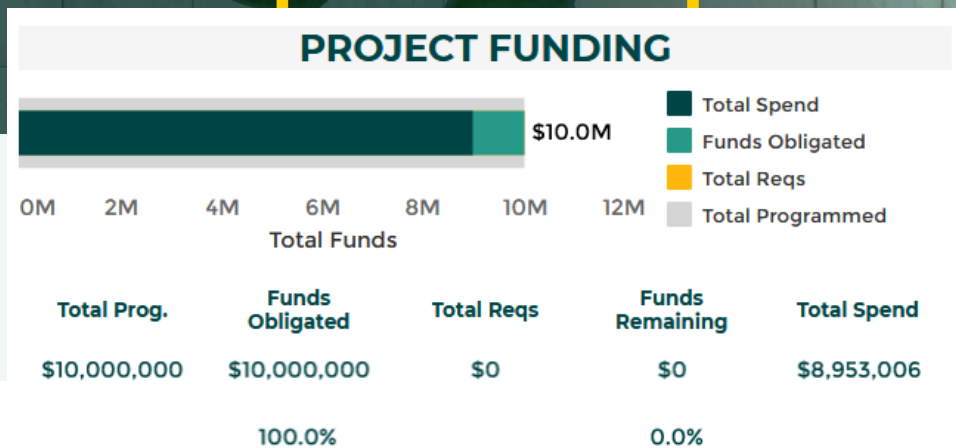
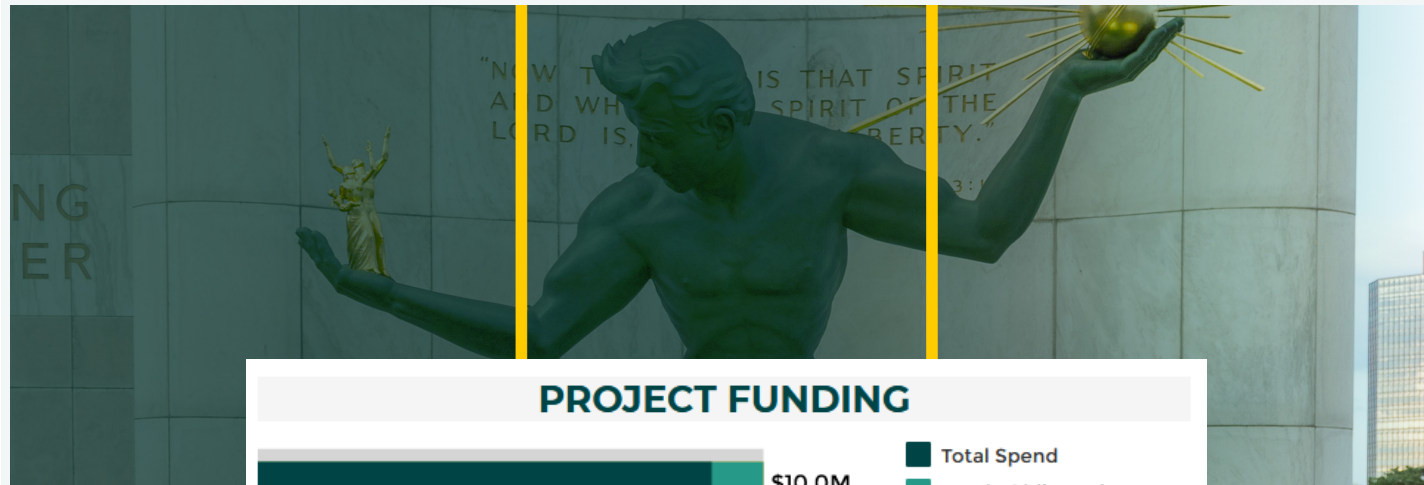
- Output data coming soon

Joe Louis Greenway

Project ID: 08.4.074
AUL Date: 01/18/22
EC#: 2.22

Project Description:

The Joe Louis Greenway project, named after legendary boxer and Detroiter, Joe Louis is a plan for an approximately 30-mile pathway where people will walk, bike, or roll to existing paths like the Dequindre Cut providing a safe loop around the city. The Greenway will also provide clean outdoor areas, social distancing supportive community spaces, exercise areas, and outdoor activities for community members who were disproportionately impacted by the Covid-19 pandemic. 23 neighborhoods in Detroit, along with the cities of Dearborn, Hamtramck, Highland Park, and Windsor, Ontario will be connected by the Greenway. Residents will also benefit from financial opportunities that develop along the greenway.



Featured Project Metrics

Long Term Goals:

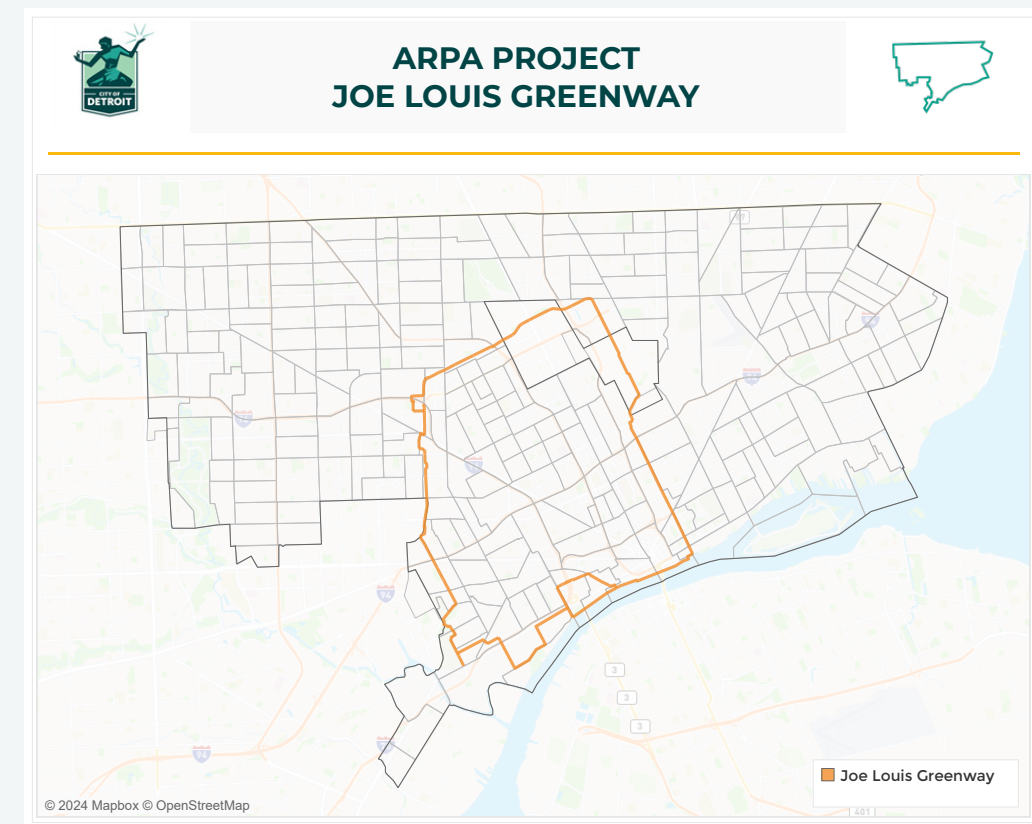
- Build stronger neighborhoods and communities by creating space for safe and socially distant outdoor socialization for historically under-served communities.

Outcomes:

- State ARPA - Wayne Blight reduction from waste and illegal dumping along the greenway.
- County ARPA - Blight reduction from waste and illegal dumping along the greenway. (square footage)

Outputs:

- Number of Tires removed: **21,000 tires**
- Amount of Debris Collected (cubic yards): **51,200 cubic years**

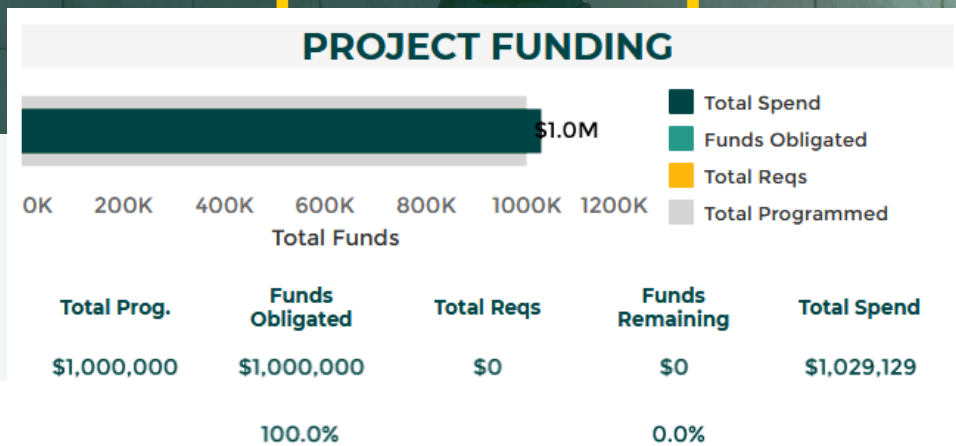
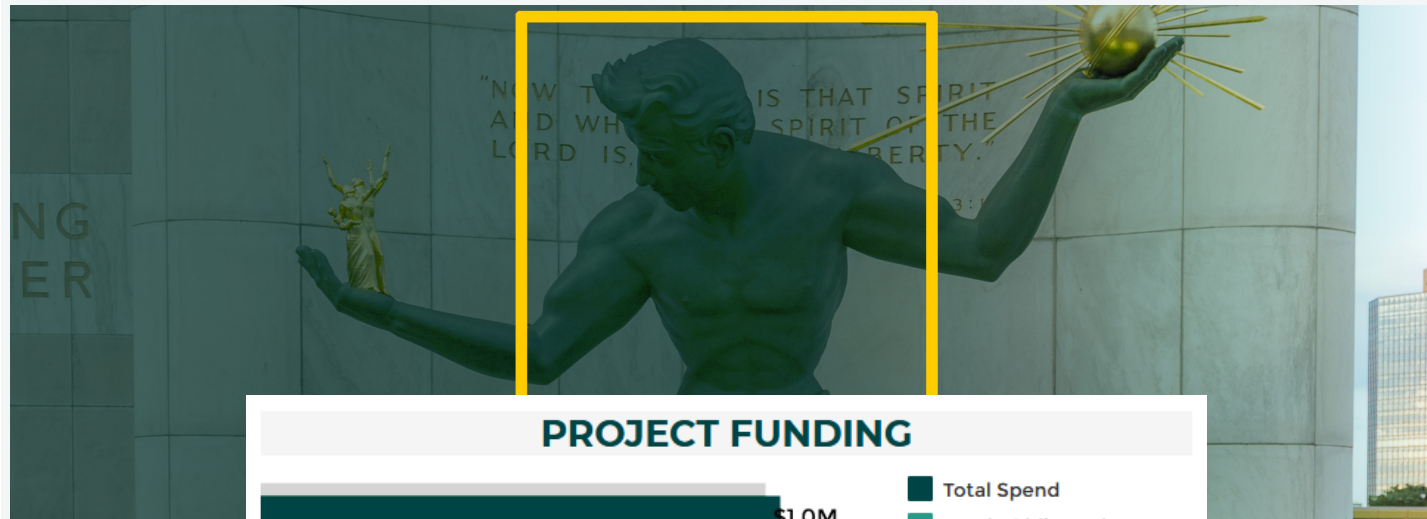


Joe Louis Greenway Neighborhood Planning

Project ID: 08.4.082
 AUL Date: 02/14/22
 EC#: 2.22

Project Description:

The Joe Louis Greenway Neighborhood Planning is a project that focuses on the development of a neighborhood framework plan for, and with, those communities located adjacent to the newly constructed Joe Louis Greenway. The neighborhood framework plan process is convening a cross-section of City departments to identify resources to complete various investment priorities that have been established via a community engagement process.



Featured Project Metrics

Long Term Goals:

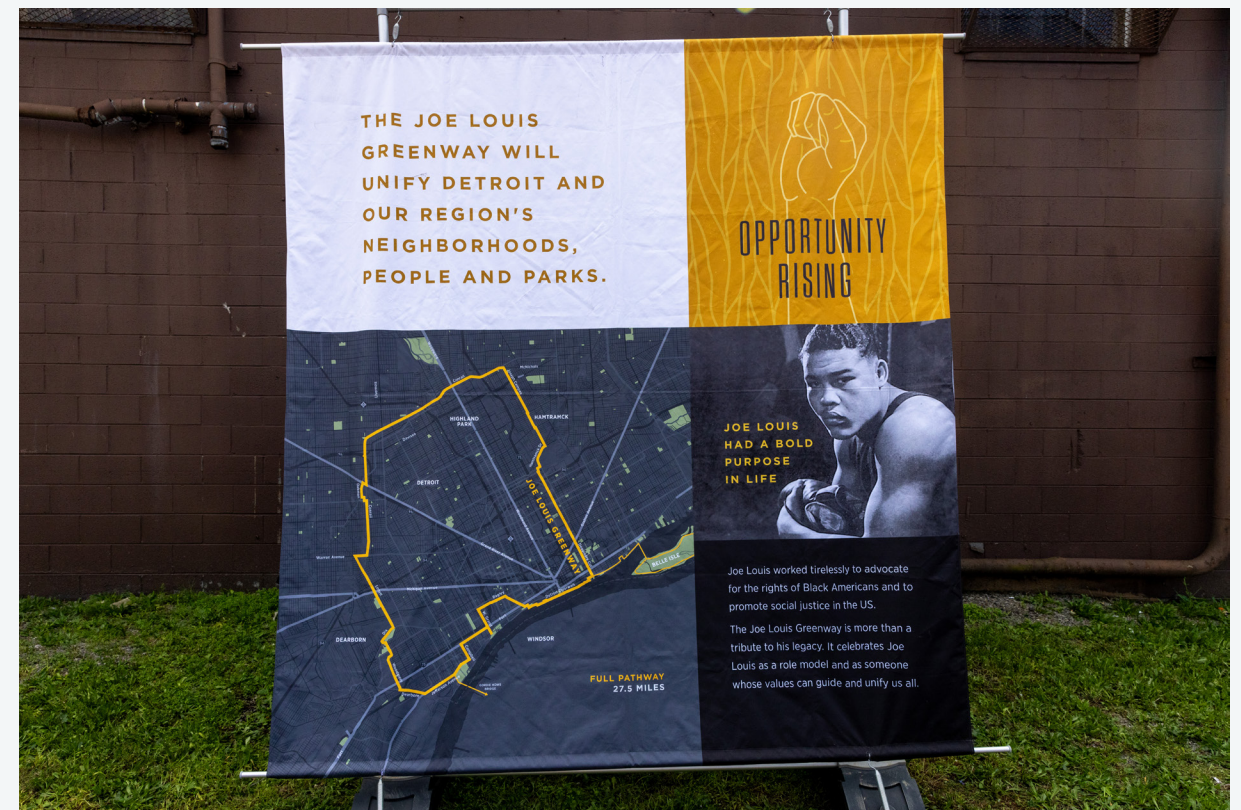
- Support success of the Joe Louis Greenway, as defined by the JLG Framework, and realize its goals towards protect and increase affordable housing, blight reduction, homeowner stabilization.

Outcomes:

- Completion of the Joe Louis Greenway Planning Study and identification of strategies to protect housing affordability, updates to city policies / programs and pipeline of publicly owned sites to support implementation of Neighborhood Development Strategy.

Outputs:

- Number of events hosted by partner organization: **2250 events**
- Number of events that are youth-focused: **215 events**
- Number of events hosted by the general public: **2250 events**

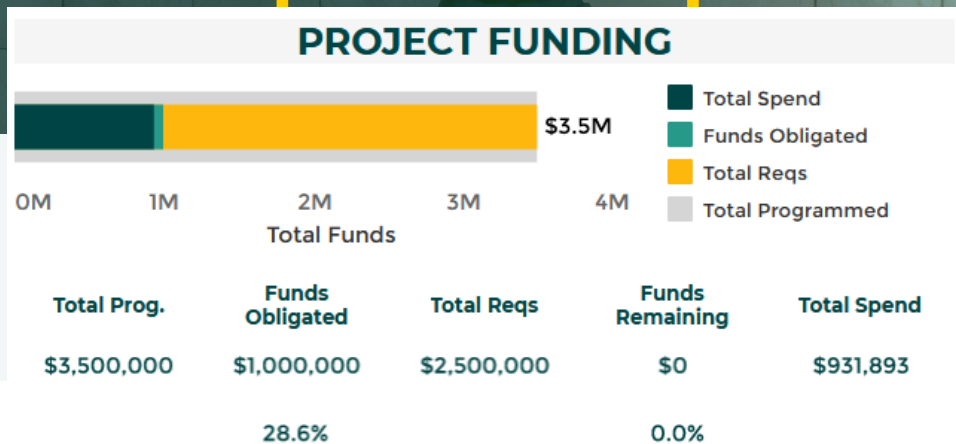
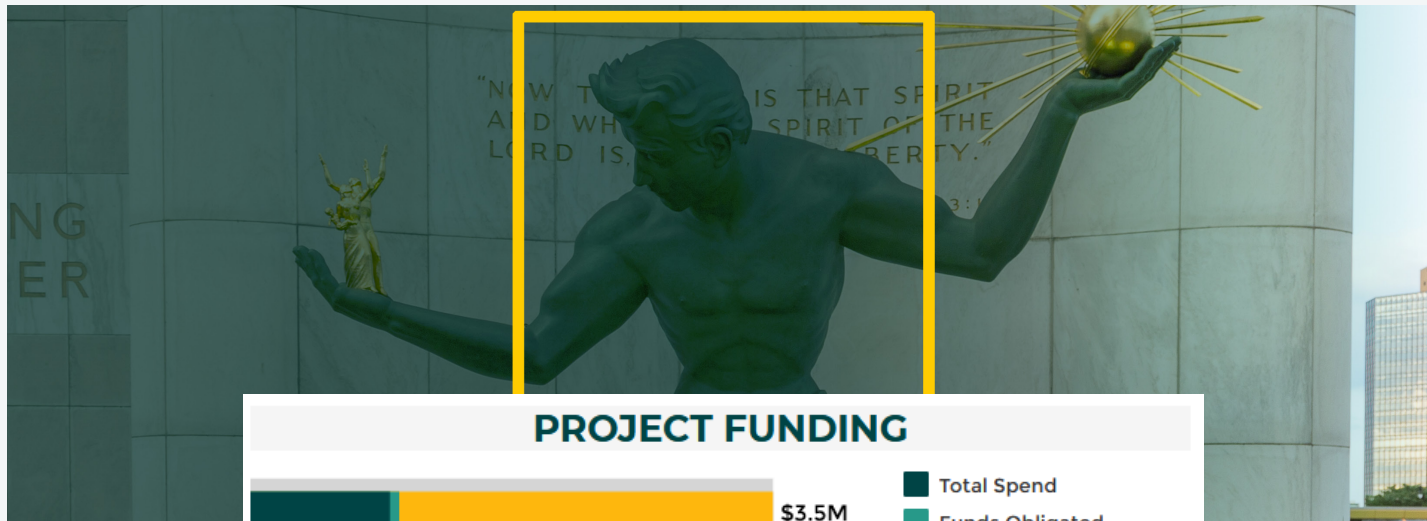


Neighborhood Beautification Program

Project ID: 05.1.083
 AUL Date: 01/27/22
 EC#: 2.22

Project Description:

The Neighborhood Beautification Program licenses or sells land to Detroit-based neighborhood associations, non-profit organizations, block clubs, etc., to repurpose vacant lots (spaces) to serve as community connectors, designed with shade, greenery, seating, plenty of space to socially distance, and with areas that enrich and expand the live-work-play experience throughout neighborhoods in the city. NBP provides grants — between \$500 and \$15,000 to carry out projects on up to four vacant lots in a community.



Featured Project Metrics

Long Term Goals:

- Boost in community morale, and increase in pride, creating stewards of the city of Detroit

Outcomes:

- Increase physical components in neighborhoods. (green ground covers, bushes, trees, flower beds, etc.), and urban green spaces (small pockets)
- Increase physical components in neighborhoods in Round 2. (green ground covers, bushes, trees, flower beds, etc.), and urban green spaces (small pockets)
- Increase physical components in neighborhoods in Round 3. (green ground covers, bushes, trees, flower beds, etc.), and urban green spaces (small pockets)

Outputs:

- Number of new outdoor gathering spaces in neighborhoods (via reduction in blight, dumping, and less illegal and dangerous activity): **35 spaces**
- Number of lots beautified (revitalization of under utilized spaces): **35 lots**
- Number of grants awarded and completed (To bolster the efforts of Detroit-based neighborhood block clubs, associations, and non-profits by providing the space, and funding to grow their programs and foster a healthier community): **36 grants**

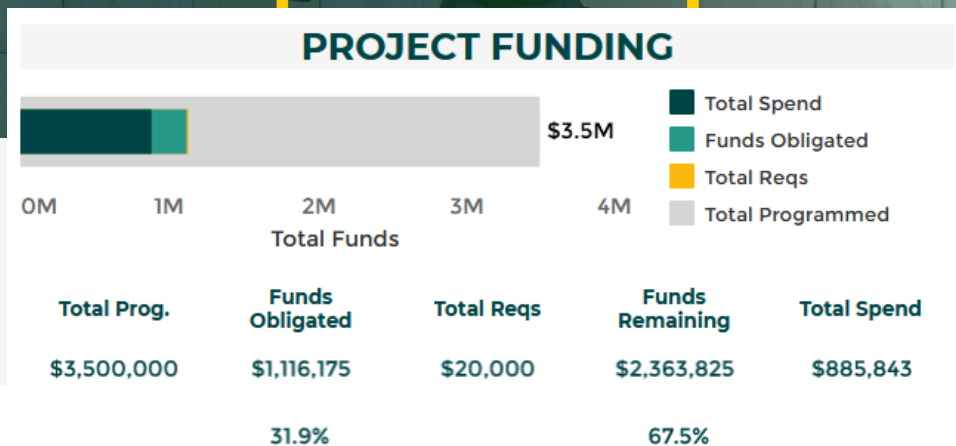
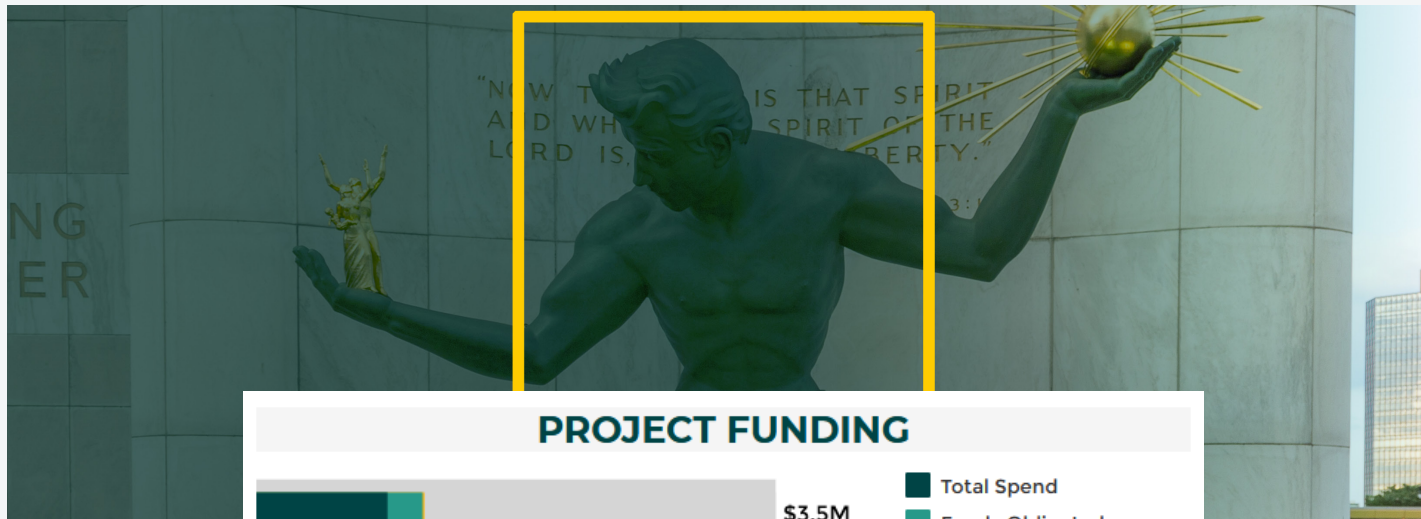


Neighborhood Opportunity Fund

Project ID: 05.3.020
AUL Date: 06/17/22
EC#: 2.34

Project Description:

The ARPA Neighborhood Opportunity Fund (NOF) is a program that supports non-profits who have or who are presumed to have experienced a negative economic impact because of COVID-19. The program will increase access to funding for non-profits typically excluded from federal funding streams or that have limited financial maturity; increase non-profit grant funding application literacy and fiscal capacity; and sustain non-profit support to low-income residents across critical priority areas. Funded programs must fall within the priority areas of education, health, youth recreation, public safety, senior assistance and mobility and accessibility.



Featured Project Metrics

Long Term Goals:

- Support non-profits who have or who are presumed to have experienced a negative economic impact as a result of COVID-19- not finalized
- Increase non-profit grant funding application literacy - not finalized
- Increase access to funding for non-profits typically excluded from federal funding streams or who have limited financial maturity

Outcomes:

- Increase in non-profits receiving COVID relief- not finalized
- Improvement in non-profit knowledge, skill, and organizational capacity
- Increase in number of non-profits receiving technical assistance- not finalized

Outputs:

- % of beneficiaries who report an increase in knowledge or skill regarding nonprofit development and programming, due to post-TA.: **100%**
- Number of grants awarded: **48 grants**
- Number of pre-application workshop attendees: **948 attendees**

Ossian Sweet Complex

Project ID: 08.6.009
AUL Date: 08/09/22
EC#: 2.22

Project Description:

This park will serve as a beautiful outdoor area for people to gather and socialize, while also supporting the cultural and educational programming of the Ossian Sweet House. To ensure that the design of the park and programming meet the needs of the community, the City will be engaging with the community throughout the process. Furthermore, the project includes the renovation of two currently vacant homes, which will enhance the appeal of the park and create a welcoming environment for all.

PROJECT FUNDING

Total Prog.	Funds Obligated	Total Reqs	Funds Remaining	Total Spend
\$1,000,000	\$1,000,000	\$0	\$0	\$91,992
	100.0%		0.0%	

Featured Project Metrics

Long Term Goals:

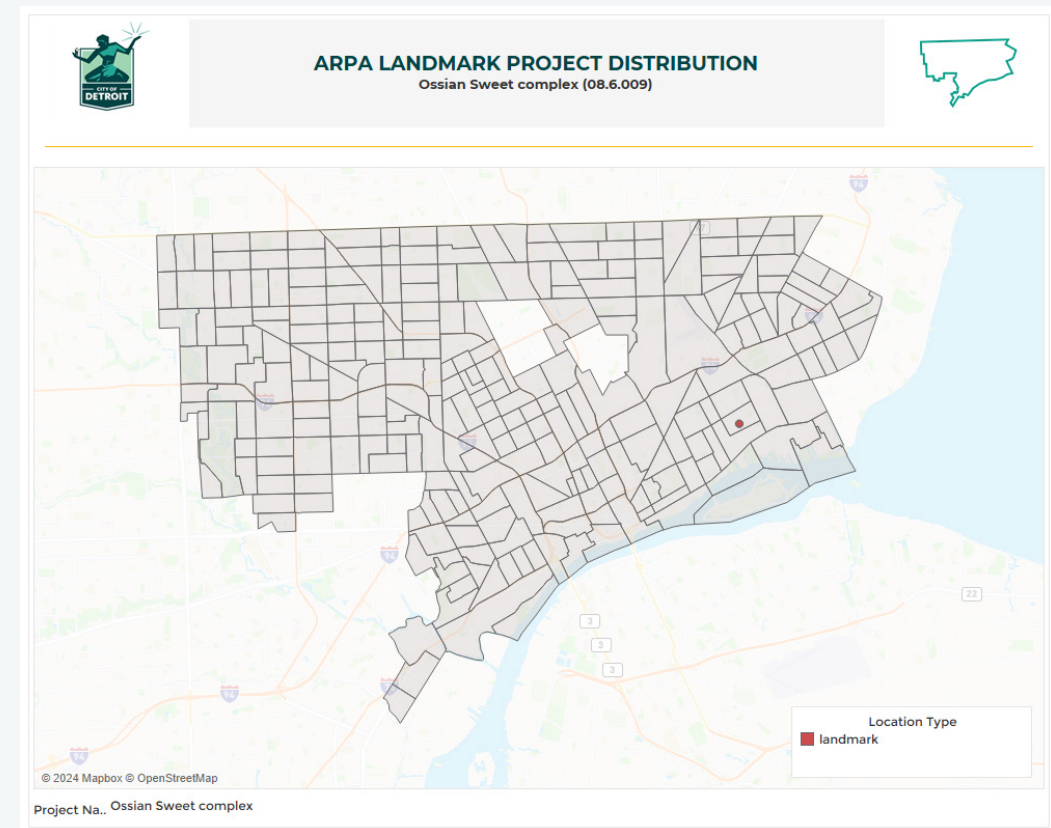
- Complete a collaborative design process for the Educational Plaza and Historic Interpretive Master Plan
- Construct the Educational Plaza Consistent with the collaborative design process

Outcomes:

- A Community Engagement Strategy that includes collaborative design sessions
- Receive external guidance from both neighborhood interests and subject matter experts
- Complete public space construction documents

Outputs:

- Number of Community Members Engaged: **130 community members**
- Number of survey responses: **128 responses**




Palmer Park Bandshell

Project ID: 07.1.087
AUL Date: 03/04/22
EC#: 2.22

Project Description:

The Palmer Park Bandshell project is a plan to preserve and restore an historic bandshell from the site of the former Michigan State Fairgrounds at a new site in Palmer Park where it can remain an historical asset to the city while serving as a public resource for community events. The historic bandshell will serve as an outdoor community event space where neighborhood residents across the northside of Detroit can safely congregate outdoors. The new facility will provide recreational and educational events for disproportionately impacted communities and improve social determinants of health.



Featured Project Metrics

Long Term Goals:

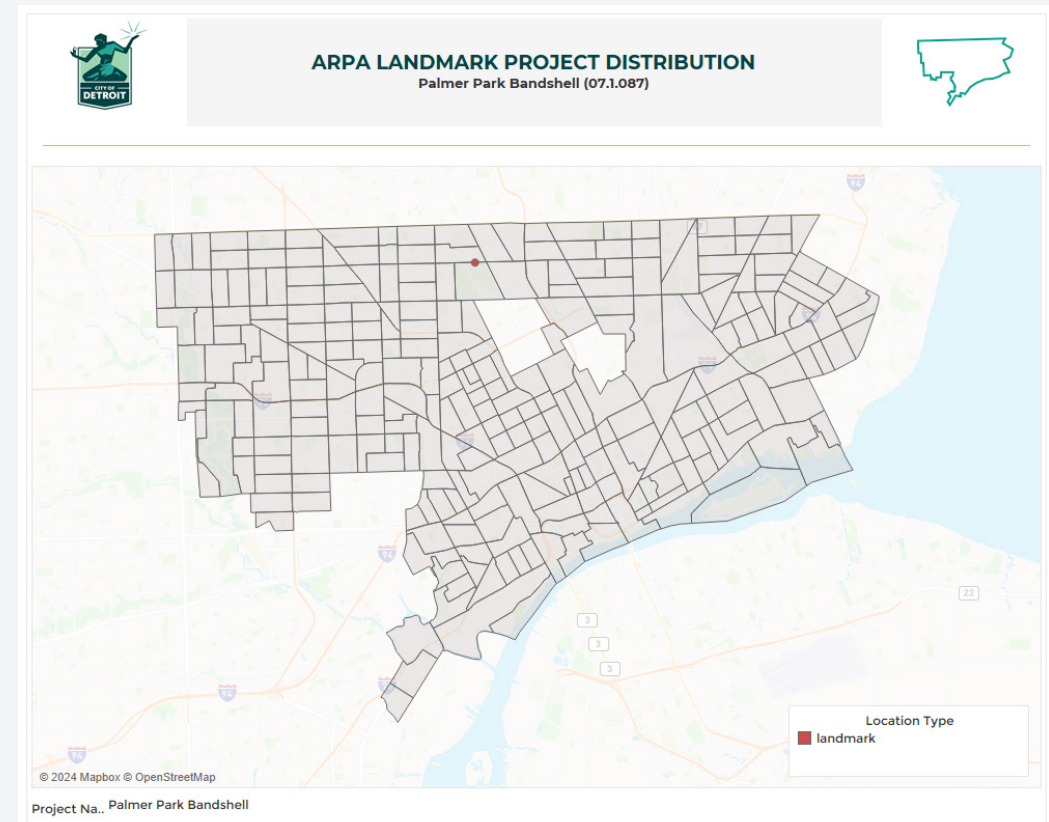
- Provide an outdoor event venue available to residents of all of Detroit's Neighborhoods, expanding equitable access to artistic, wellness, and community programming that will strengthen community relationships.

Outcomes:

- Completion of construction scope for restoration and relocation of the Bandshell and surrounding amenities, restoring an historic Detroit landmark as a public venue.
- Increased neighborhood vibrancy through improved recreational amenities and strengthened access for new public services and partnerships for the community.

Outputs:

- % completion of design of the site for the Bandshell: **100%**
- % completion of construction scope for restoration and relocation of the Bandshell and surrounding amenities: **15%**
- Number of events hosted by the general public: **Coming soon**

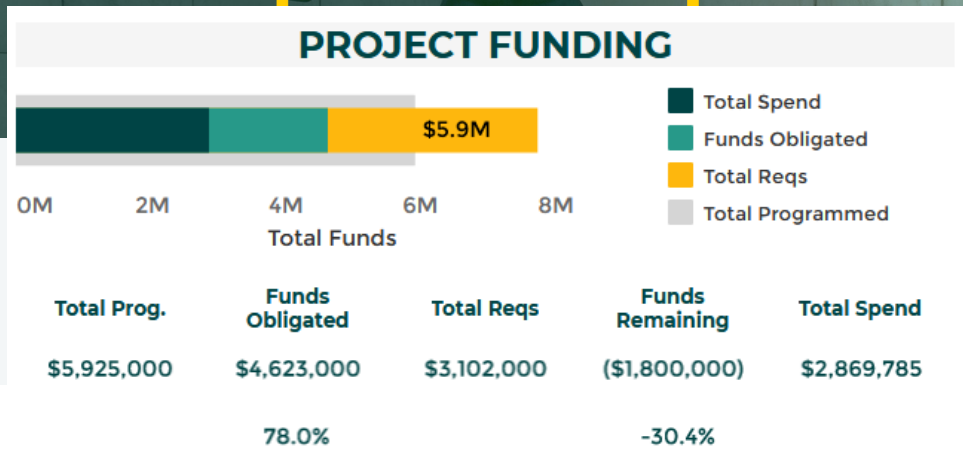
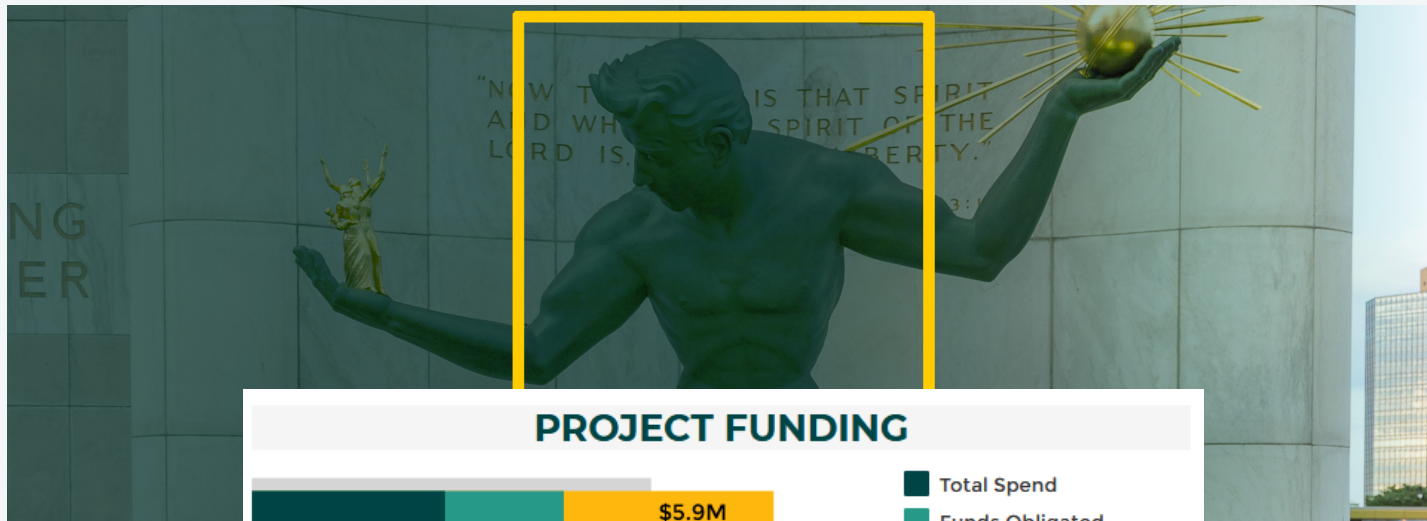


Park Plans

Project ID: 08.3.097
AUL Date: 04/11/22
EC#: 2.22

Project Description:

Park Plans is a project to make improvements at six (6) parks; AB Ford Park, Balduck Park, Greenview Wadsworth Park, John R Watson Park, Rogell Park and Tireman-Minock Park across Detroit. Improvements fall into several areas including site preparation and infrastructure, landscaping & vegetation, connectivity/ pathways, and amenities. Investments in these parks is part of a comprehensive effort to restore neighborhoods and promote beauty, vitality, safety, and resilience for all Detroiters.



Featured Project Metrics

Long Term Goals:

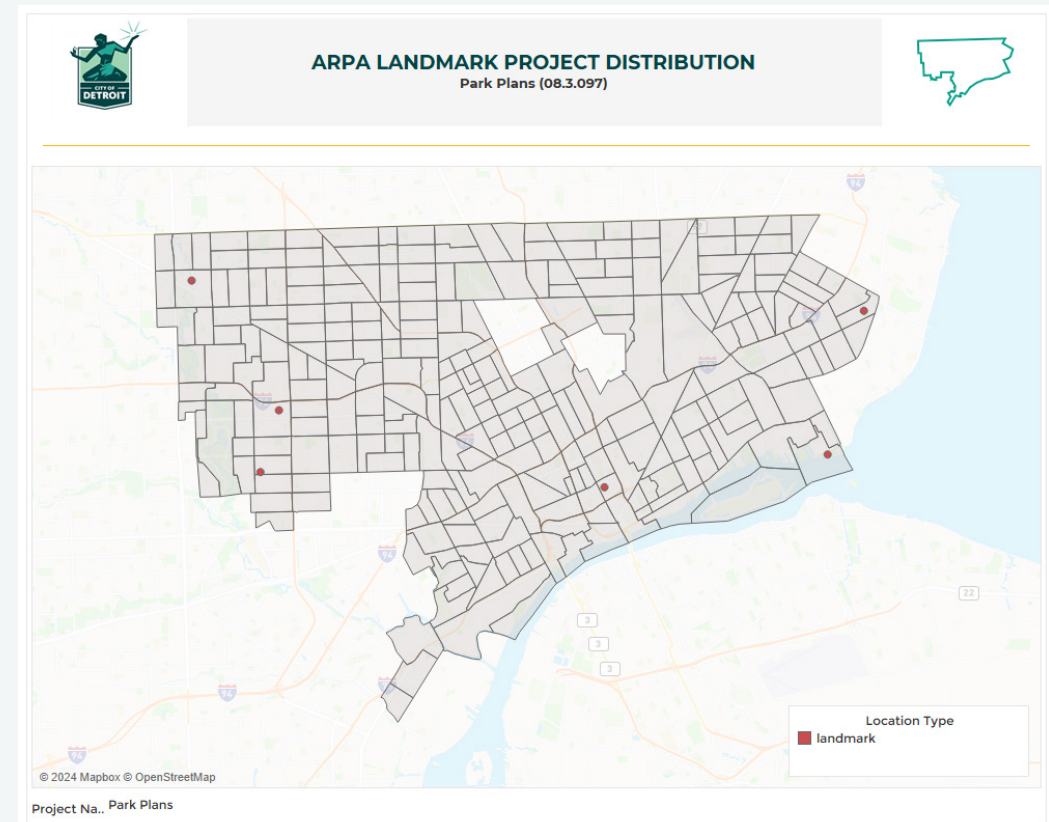
- Build stronger neighborhoods by creating more opportunities for outdoor socialization to strengthen the social fabric for those counteracting months of social isolation due to the pandemic.

Outcomes:

- Create more attractive park spaces and attract more users.
- Increase park space to serve more community members.

Outputs:

- % construction complete for Balduck Park: **100%**
- % construction complete for John R. Watson: **80%**
- % construction complete for Greenview Wadsworth: **100%**

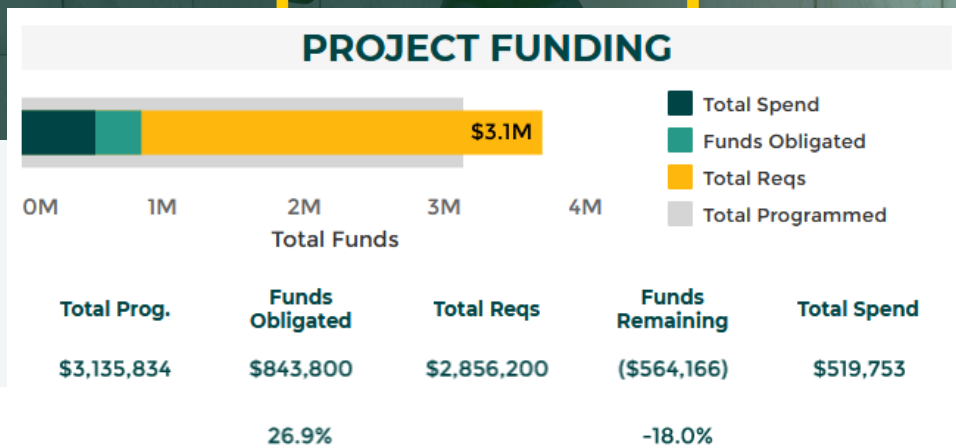
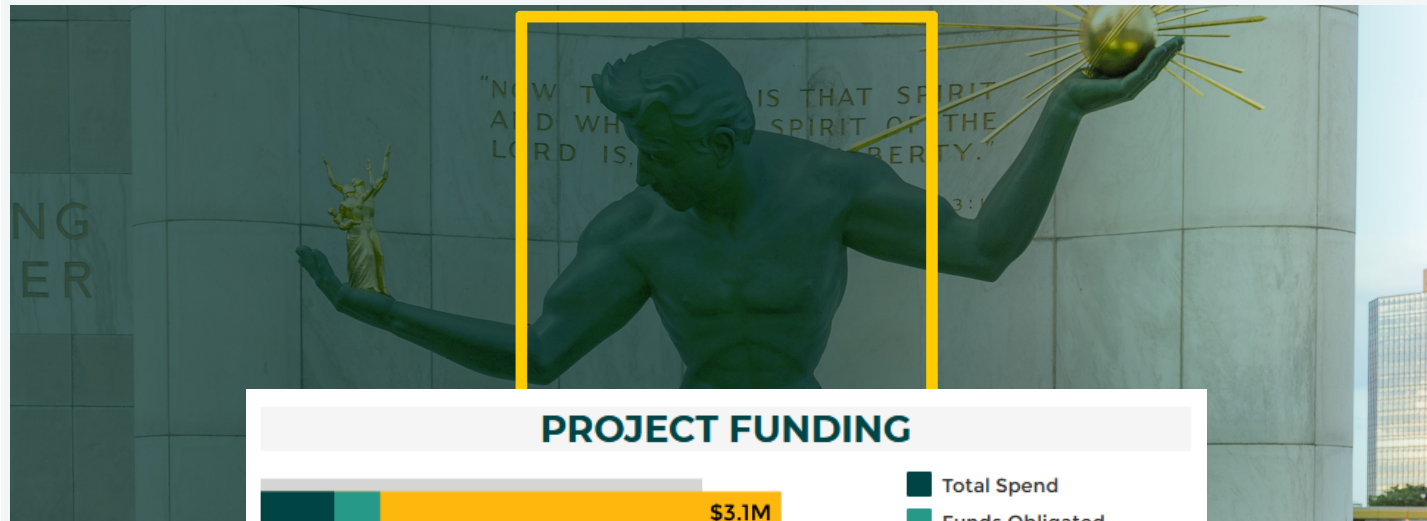


Public Facility Accessibility Program

Project ID: 05.1.019
AUL Date: 11/03/21
EC#: 2.34

Project Description:

The Public Facility Accessibility Program offers grants to Detroit non-profit organizations to help make accessibility improvements to their facilities for a barrier-free entry. The non-profit organizations serve low – to moderate – income residents. The project would assist up to 10 non-profits with an average award of \$250,000 for improvements. Each of the 10 non-profits will also receive a Master Rehabilitation Plan (MRP) that will assess the overall condition of a facility and prioritize improvements.



Featured Project Metrics

Long Term Goals:

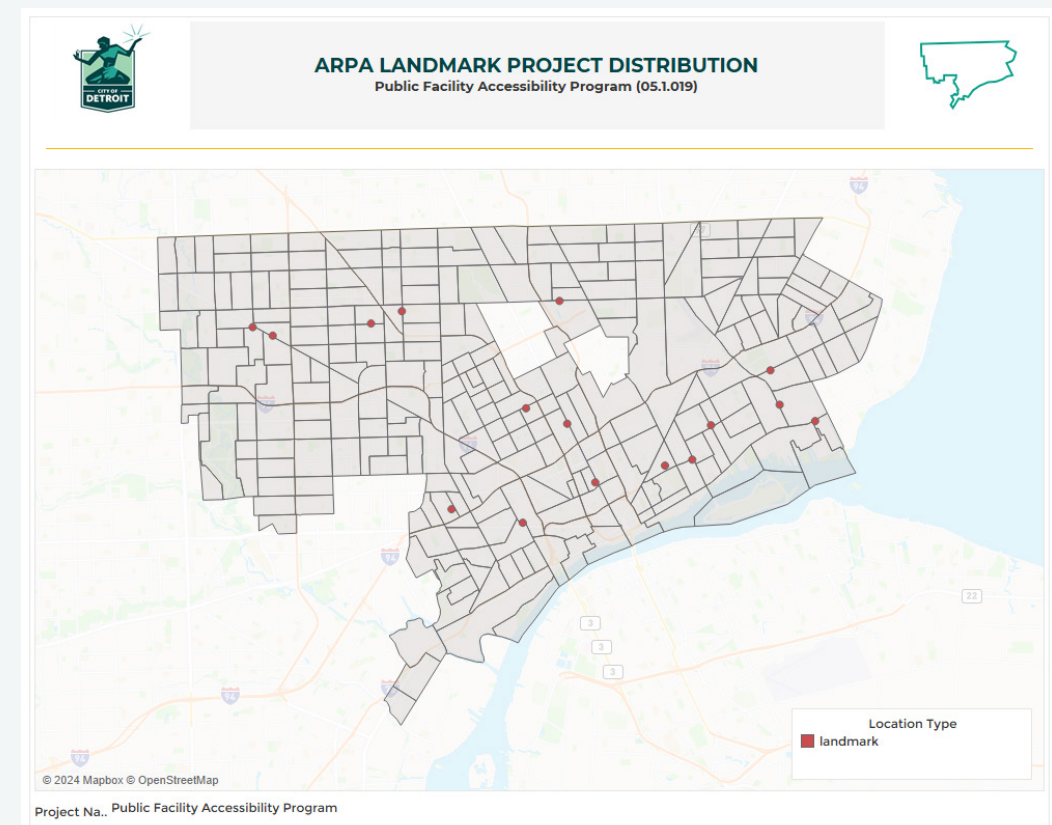
- Enabling disabled persons to enter and receive the full range of services available on-site within a building due to newly provided/completed ADA accessibility. Better access to organizations that provide services such as youth employment, senior services, homeless shelters, food assistance and case management services for the most vulnerable population.

Outcomes:

- Provide project design/pre-development and construction funding for accessibility improvements to public facilities.
- Non-profit organizations selected through this program will have a Master Rehabilitation Plan (MRP) developed in order to assess the condition of a facility and prioritize improvements.

Outputs:

- \$ invested on improvements: **\$92,242.50**
- Number of Master Rehabilitation Plans (MRP) developed: **16 plans**
- % of Master Rehab Plans completed: **100%**

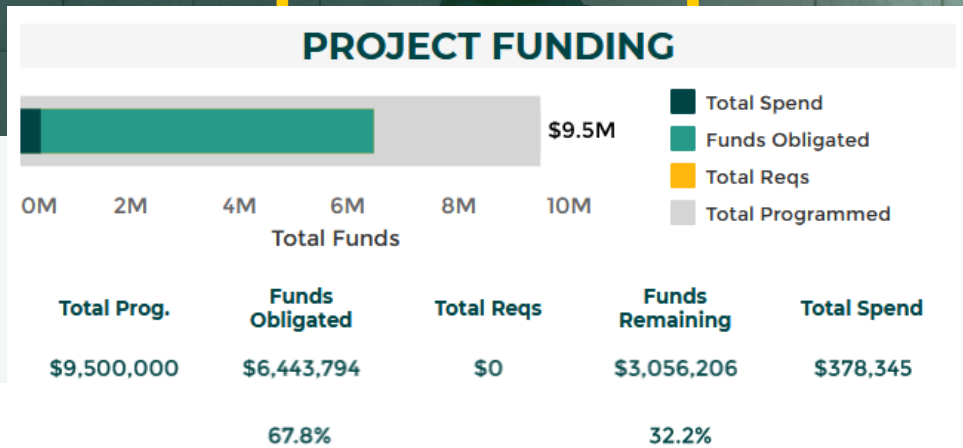
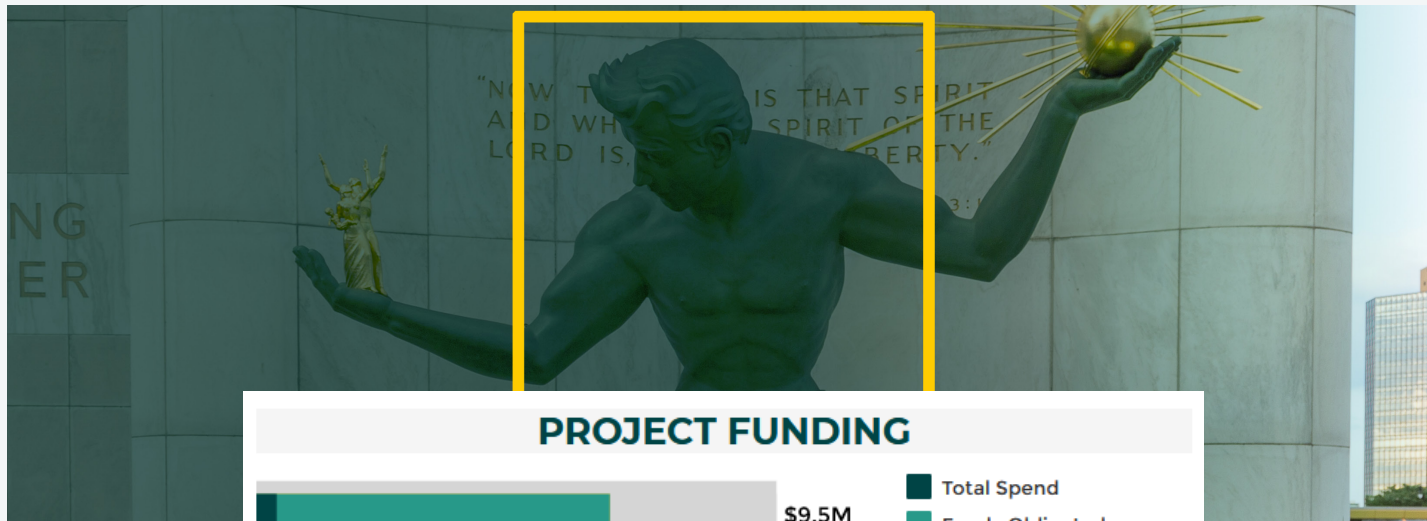


Recreation Center Modernization

Project ID: 07.1.175
AUL Date: 05/15/23
EC#: 2.22

Project Description:

The Recreation Center Modernization project aims to revamp and rejuvenate twelve (12) recreation centers in Detroit. Specifically, the refresh package involves upgrading existing recreation centers, refreshing furniture and fixtures, providing new equipment, establishing e-sports lounges, technology hubs. Plans also include going beyond traditional programming by adding weekend family leisure activities and club-based enrichment opportunities for older teens and young professionals.



Featured Project Metrics

Long Term Goals:

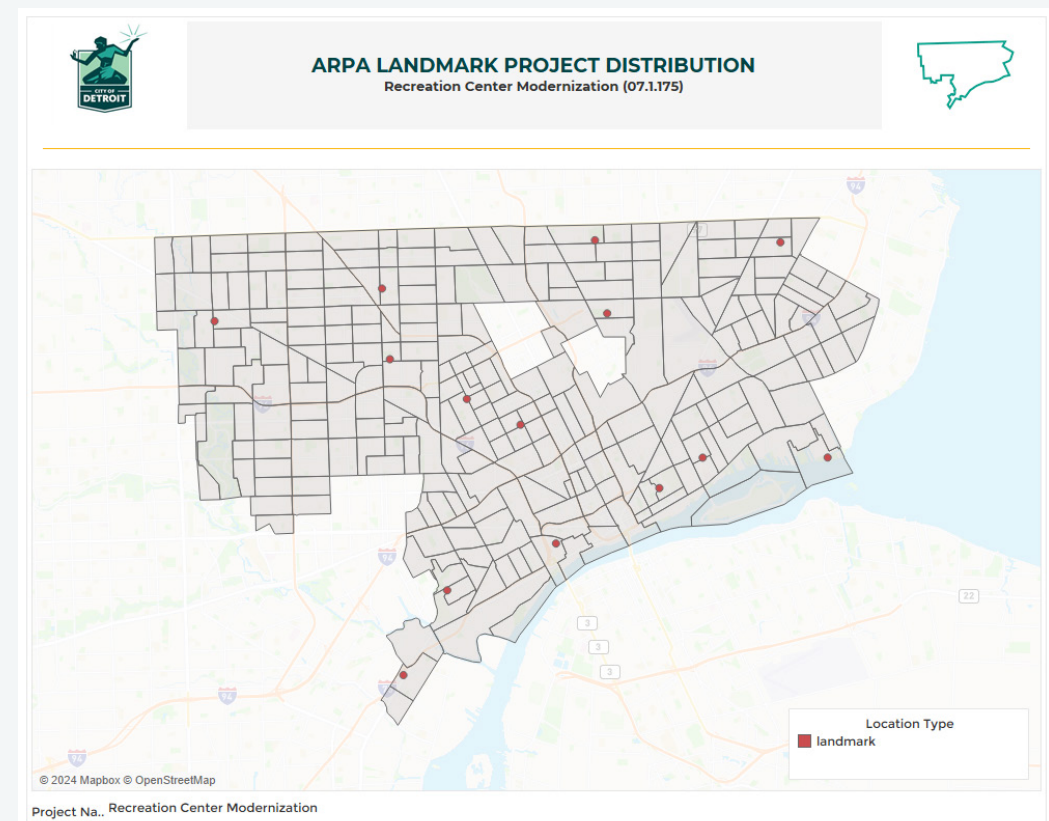
- Ensure consistent quality of Equipment and Furnishings across Recreation Centers (Athletics/Gym, Weight/Cardio, Furniture, Tech Labs)

Outcomes:

- Provide new, high quality Athletic and Gymnasium Equipment in all centers to ensure consistent quality of recreation experience
- Purchase and install new, high quality Weight and Cardio Equipment in all centers to ensure consistent quality of recreation experience
- Design and Install updated Furnishings in Recreation Centers to be more welcoming of guests and provide a consistent visual brand.

Outputs:

- % of construction complete (Crowell): **50%**
- % of construction complete (Coleman A.Young): **30%**
- % of construction complete (Clemente): **50%**



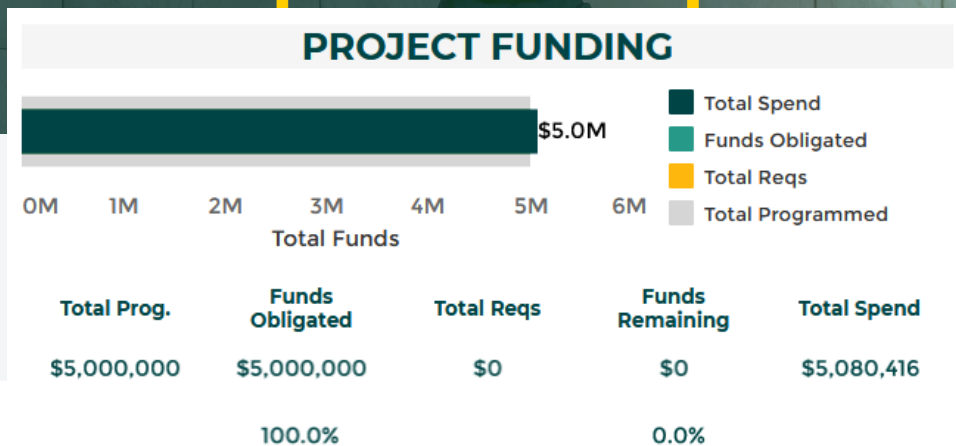
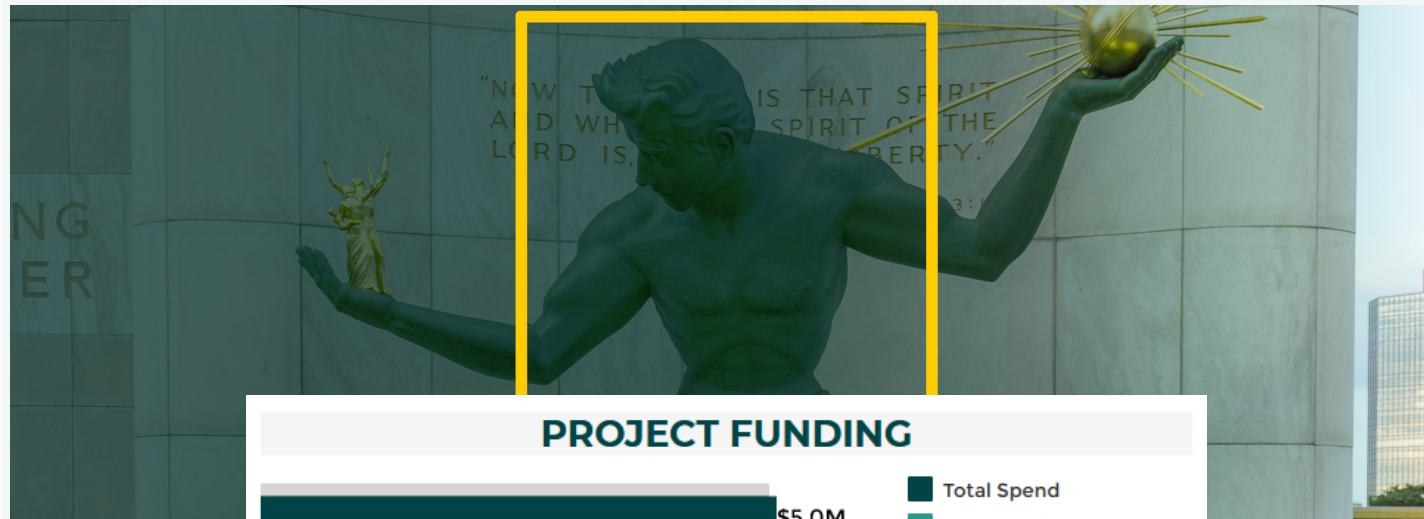
Roosevelt Park Construction

Project ID: 08.3.043
AUL Date: 11/05/21
EC#: 2.22

Project Description:

Roosevelt Park Construction is a renovation project at the park located on Vernor Highway at the center of a vibrant and culturally diverse area next to the iconic Michigan Central Station in Detroit. The plan reroutes Vernor Hwy around the park, creating a unified green space that the entire community can enjoy.

Removing the roads that went through the park stitches the park back together increasing the overall amount of park space. The improvements to Roosevelt Park include walking paths, benches, swings, and landscaping.



Featured Project Metrics

Long Term Goals:

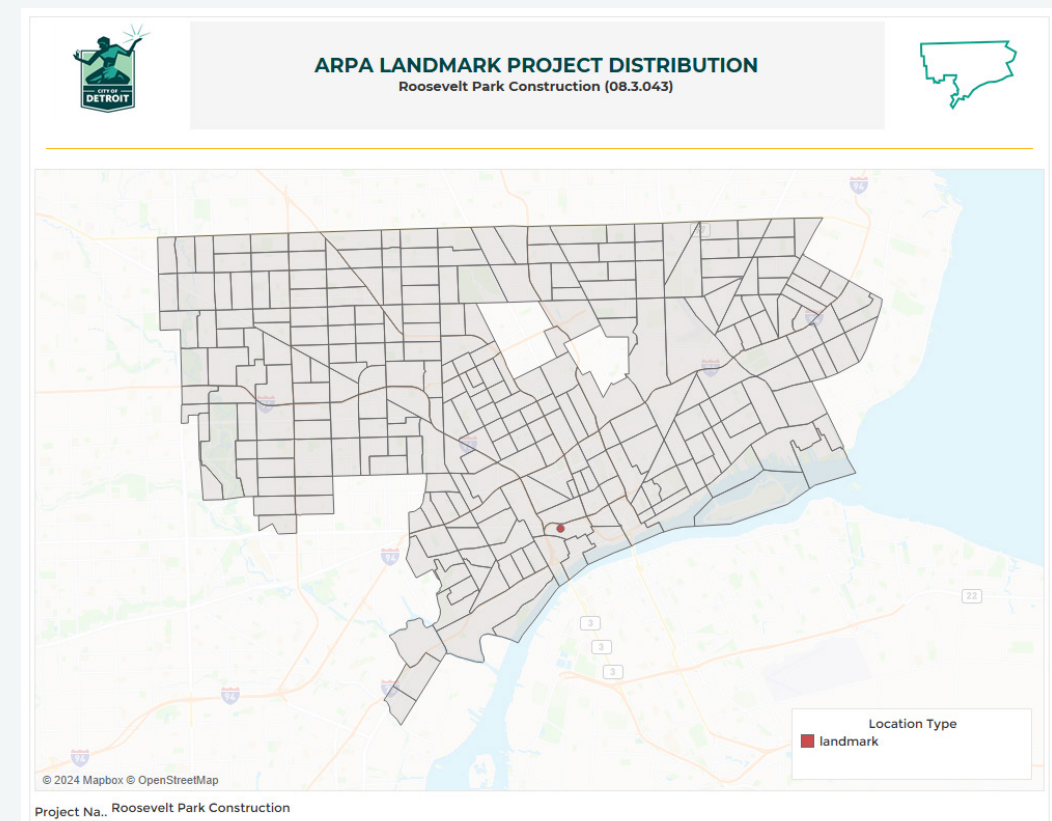
- Improve quality of life for community by creating a safe space for outdoor recreation and socialization. Reroute Vernor Highway around the create a safe and unified green space.

Outcomes:

- Social Strengthening of local neighborhood and community
- Provision of high-quality and safe outdoor space for neighborhood residents and visitors

Outputs:

- Square feet of roadways removed: **81892.8**
- % completion of the renovation: **100%**

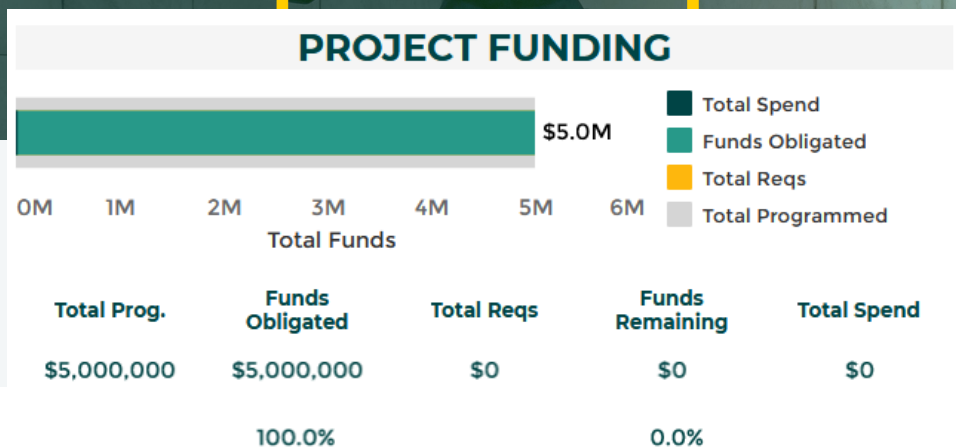
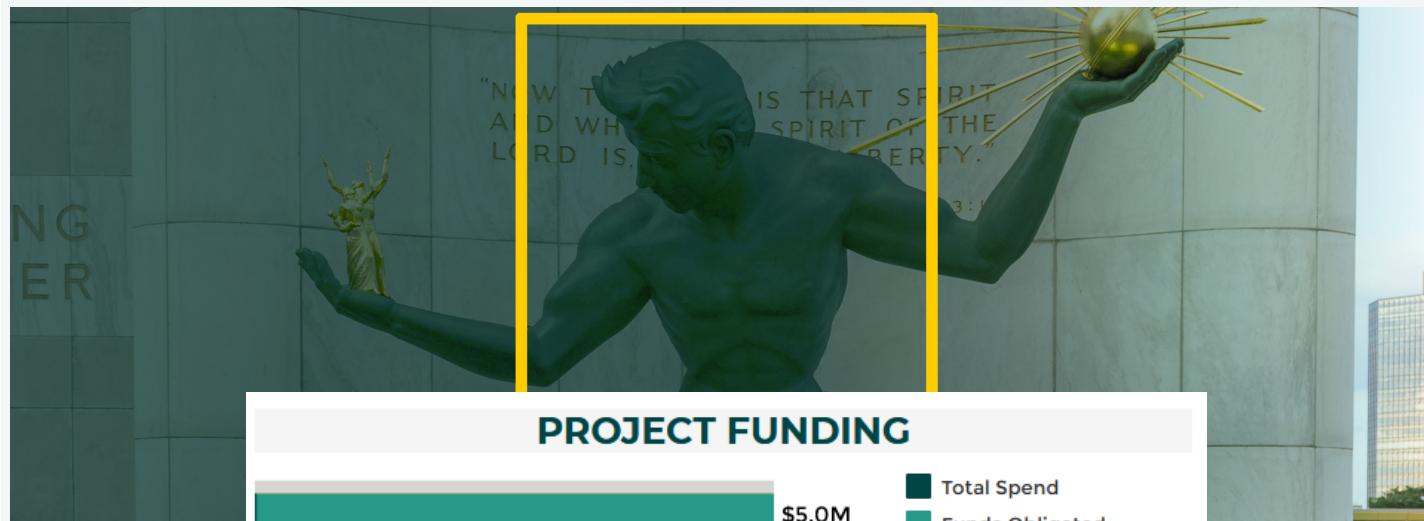


SEED Program

Project ID: 13.1.181
AUL Date: 09/11/23
EC#: 2.31

Project Description:

The Supporting Equitable Economic Development (SEED) Program is an incentive program that will proactively deploy \$4.75 million in American Rescue Plan funding to address the COVID-19 impacts in Detroit neighborhoods through rehabilitation of vacant, underutilized, blighted and historic structures.



Featured Project Metrics

Long Term Goals:

- Coming soon

Outcomes:

- Coming soon

Outputs:

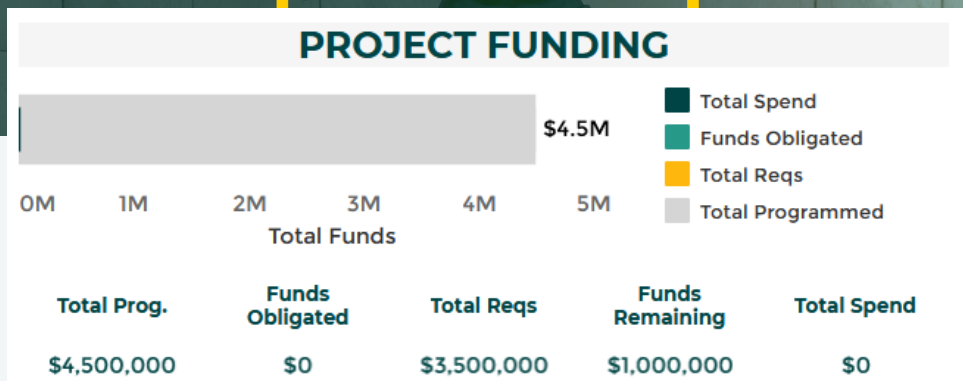
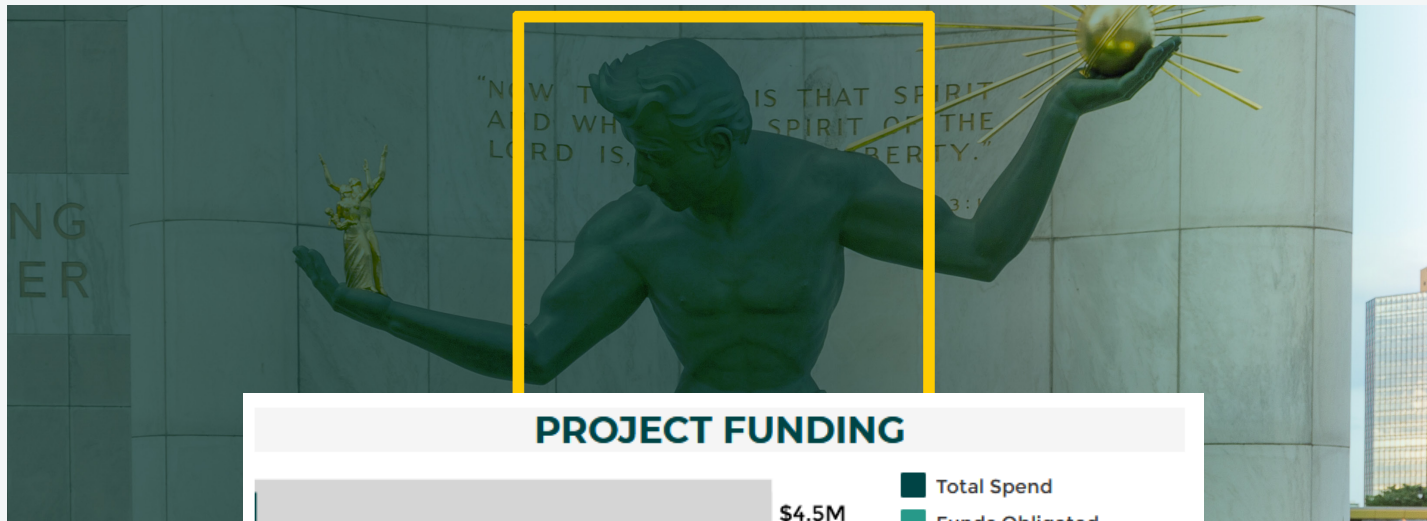
- Output data coming soon.

Senior Centers - 654 Mt. Elliott

Project ID: 07.1.184
 AUL Date: 10/26/23
 EC#: 2.22

Project Description:

Purchases and renovates five buildings for recreation and senior activities, aiming to enhance neighborhood amenities and address the shortage of community spaces and resources for seniors.



Featured Project Metrics

Long Term Goals:

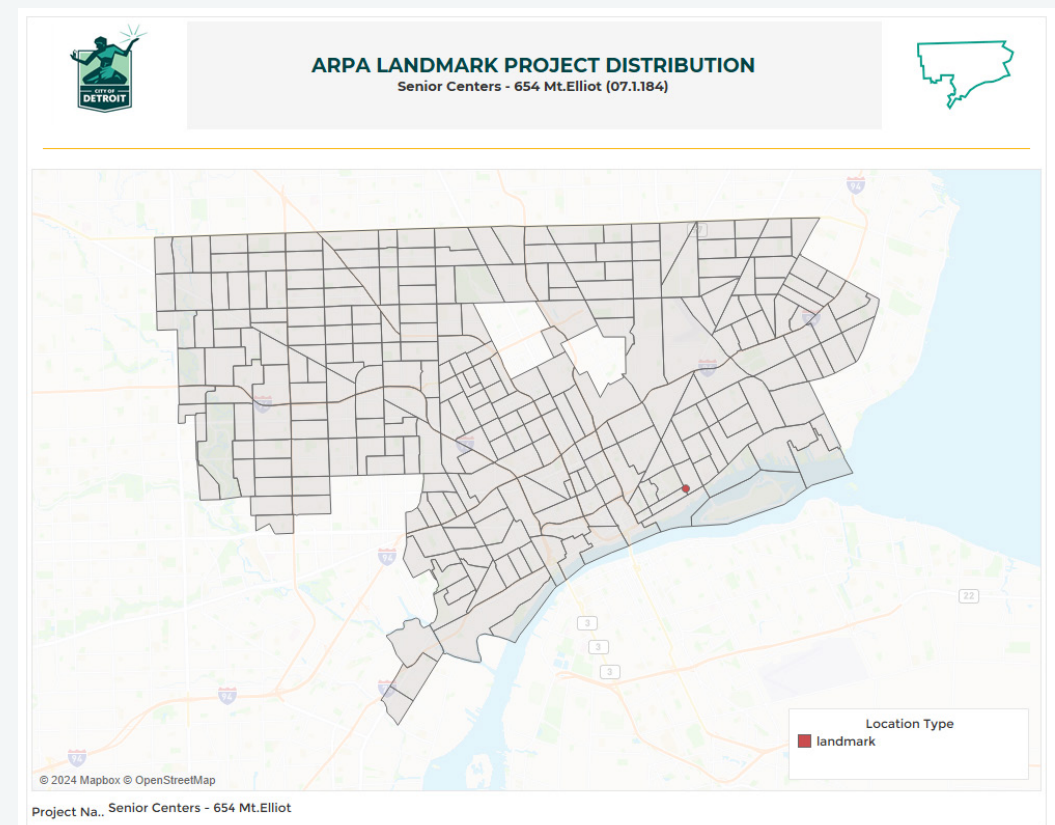
- Coming soon

Outcomes:

- Coming soon

Outputs:

- Output data coming soon

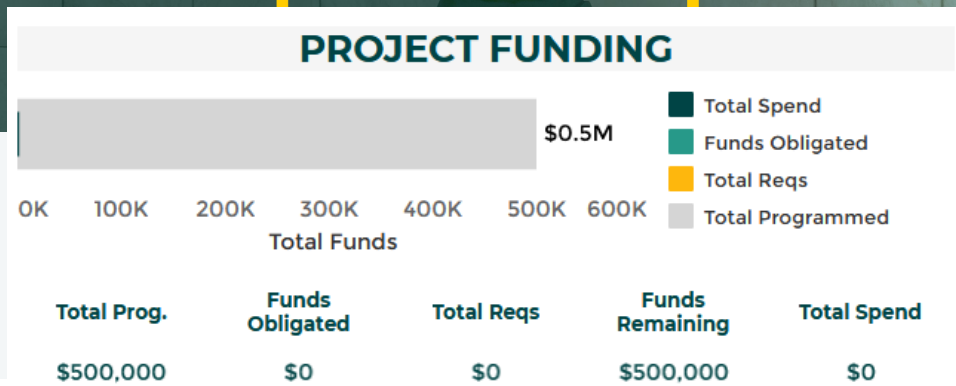
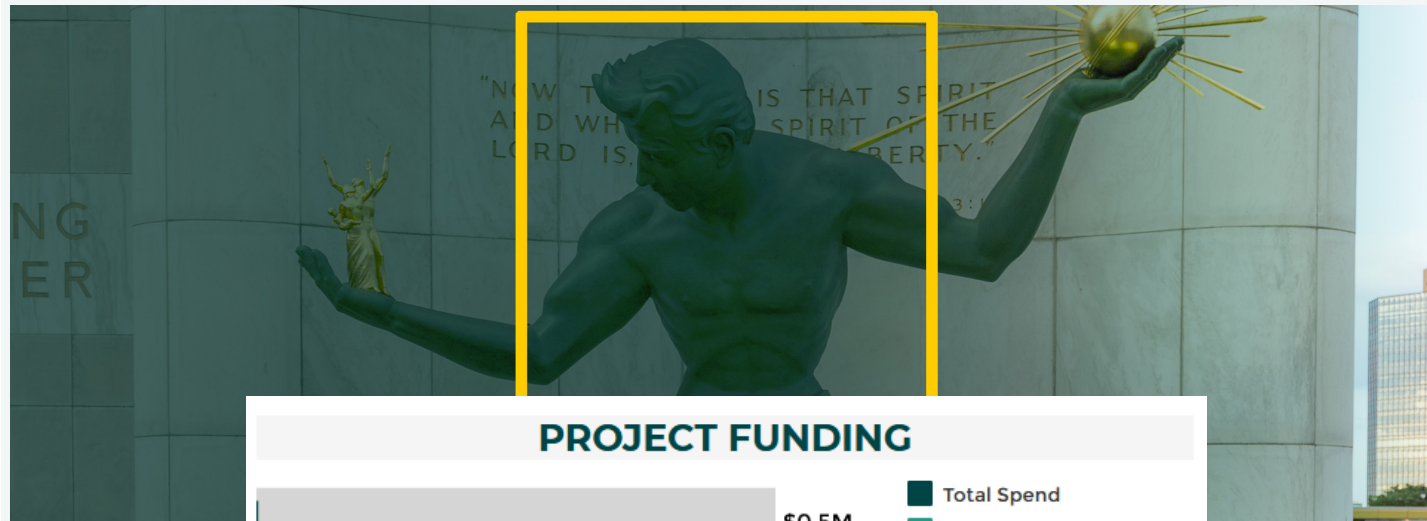


Senior Centers - Northwest Activities Center Upgrades

Project ID: 07.1.185
 AUL Date: 08/04/23
 EC#: 2.22

Project Description:

Upgrades the Northwest Activities Center (NWAC) with new amenities like a sauna, steam room, and health and wellness smoothie bar.



Featured Project Metrics

Long Term Goals:

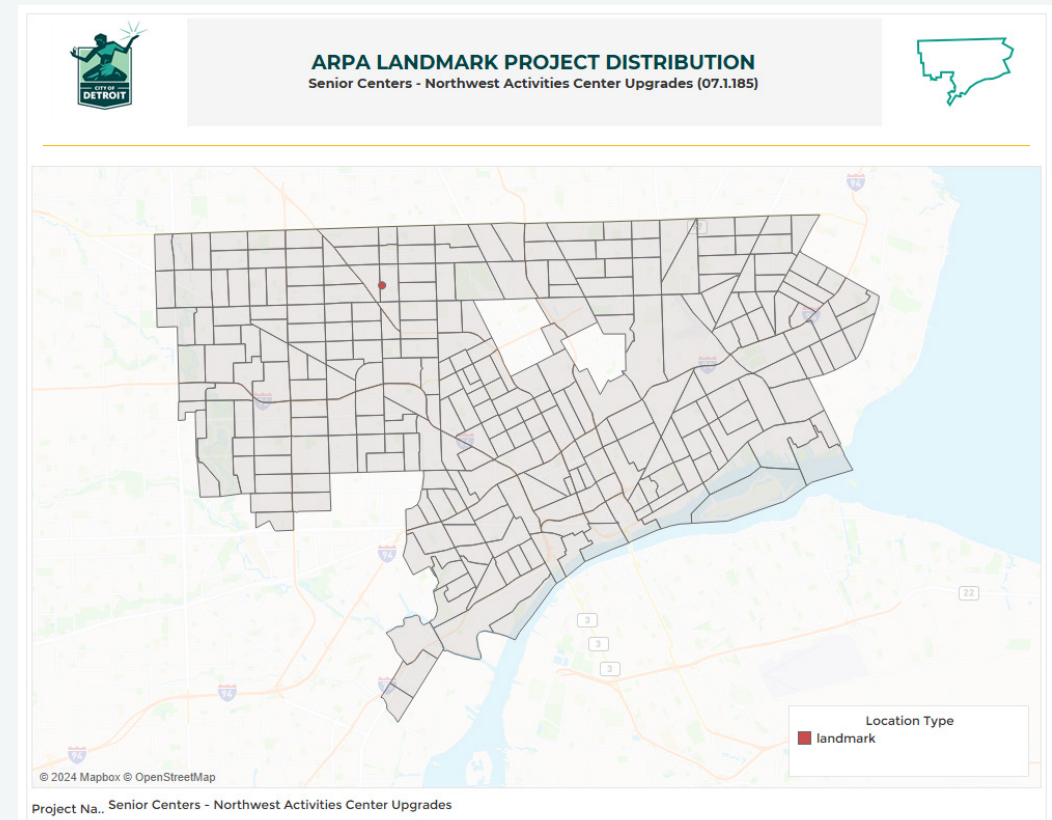
- Coming soon

Outcomes:

- Coming soon

Outputs:

- Output data coming soon

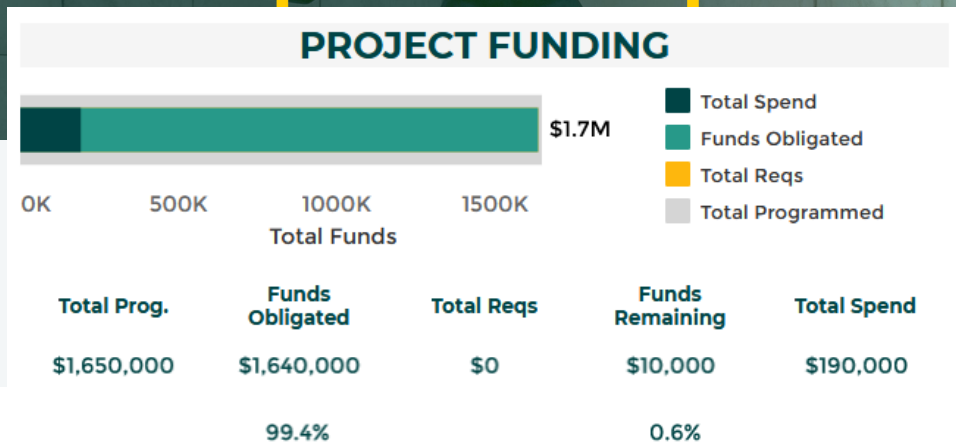
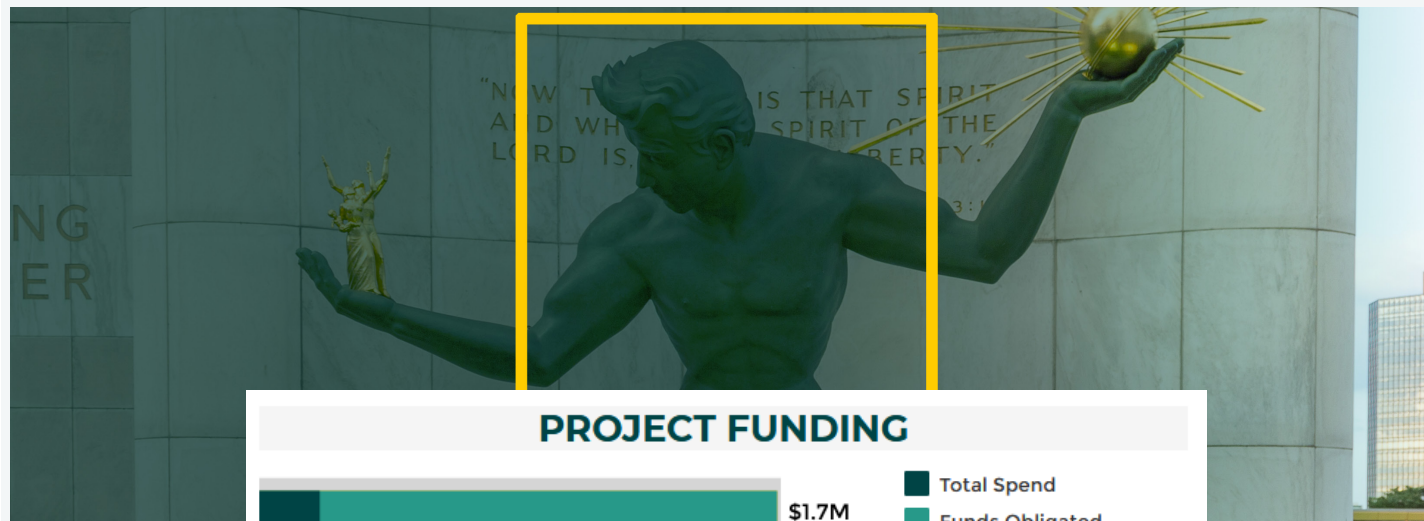


Vacant Lot Activation and Beautification

Project ID: 13.1.149
 AUL Date: 03/24/23
 EC#: 2.22

Project Description:

Vacant Lot Activation and Beautification is a program that transforms empty lots into community spaces with shade, plants, and seating. Up to 50 projects will be supported, making the city and neighborhoods better places to live, work, and play. It's for people in Detroit who need healthy, green places to go during the COVID-19 pandemic.



Featured Project Metrics

Long Term Goals:

- Create a high-quality, outdoor public space for the health and safety of neighborhood residents and visitors
- Activate and beautify the areas to help reverse long-standing impacts of neighborhood disinvestment.

Outcomes:

- Initial clean up and maintaining the area.
- Installation of amenities (Dexter-Elmhurst)
- Install new or renovated amenities (Old Redford Link)

Outputs:

- Square feet of alleyway/pathway cleared (dead/dangerous trees, blighted fencing, concrete removal, overgrown grass and trash): **Coming soon**
- Number of amenities added/repaired (Alley, benches, shade structure, bollards, etc.): **Coming soon**
- % completion of the renovation: **Coming soon**



Source: ModelD Media

CITY SERVICES PROJECTS

The City Services Portfolio is comprised of projects that maintain City services according to the Plan of Adjustment through a number of initiatives including but not limited to: retention bonuses for DPD officers, providing capital budget supplements for planning and development, and covering operating costs for Detroit Museums. Due to the Expenditure Category status of these projects (EC 6 & EC 7), these projects are not required to submit performance data as part of this report. However, each of these projects impacts the investments of related portfolio categories, and total funds programmed/spent are provided on the right.

SPENT: \$57,105,439
PROGRAMMED: \$164,590,316

PROJECT	EC #	PROJECT ID	PROGRAMMED	SPENT
BSEED Inspections to Support City Services	6.01	02.3.088	\$5,000,000	\$3,157,303
Capital Budget Supplementa	6.01	02.3. 120	\$67,400,000	\$7,996,098
Capital Project Contingency		02.1.212	\$4,000,000	\$0
Central Services	7.01	99.9.999	\$57,088,147	
Charles H. Wright Museum	6.01	04.1.140	\$1,800,000	\$1,799,284
Choice Neighborhoods Implementation: Greater Corktown	6.01	12.1.017	\$1,331,274	\$725,299
City Council Support	6.01	02.3.096	\$1,500,000	\$164
COVID-19 Expenditures	1.07	02.3.090	\$3,952,353	\$4,292,693
Development Stimulus Support via Process Improvements	6.01	16.4.051	\$385,734	\$146,233
DoIT ARPA Digital Equity Manager	7.01	15.3.107	\$248,318	\$82,054
DoIT ARPA Project Oversight	7.01	15.3.093	\$253,495	\$135,820
DPD VR Training Simulator	6.01	02.3.163	\$1,870,388	\$0
GSD ARPA Project Oversight	7.01	13.1.170	\$300,000	\$260
Infrastructure Coordination Project Manager	6.01	02.3.180	\$235,500	\$38,900
JET ARPA Project Oversight 1	7.01	09.2.100	\$646,207	\$556,330
JET ARPA Project Oversight 2	7.01	06.2.110	\$287,783	\$64,936
Outcome Advertising	6.01	02.3.208	\$8,000,000	\$163,291
Retention improvement - Sworn DPD personnel	6.01	14.2.089	\$4,758,000	\$4,758,000
Traffic Enforcement*	6.01	14.1.079	\$5,533,117	\$2,081,127

Endnotes

1. Out of a total of 66 ARPA Projects for which there is currently spatial/demographic data on hand, these projects can be active in multiple places throughout the City so the percentages reported here are not cumulative.
2. 'Since March 2020, over 176,000 cases have been confirmed with nearly 3,800 confirmed deaths
3. <https://detroiturvey.umich.edu/wp-content/uploads/2020/06/DMACS-COVID-19-Impact-Survey-Quick-Facts-5-15-20.pdf>
4. https://detroitmi.gov/sites/detroitmi.localhost/files/2022-07/Final_CoD_Performance_Report_07302022_Comp.pdf
5. https://detroitmi.gov/sites/detroitmi.localhost/files/2022-07/Final_CoD_Performance_Report_07302022_Comp.pdf
6. <https://www.bls.gov/charts/metro-area-employment-and-unemployment/metro-area-unemployment-rates-map.htm>
7. <https://detroiturvey.umich.edu/wp-content/uploads/2024/05/DMACS-mental-health-may-2024-final.pdf>
8. These calculations serve as approximate counts of which projects made compelling cases for each form of project sustainability after a content review of ARPA Project Plans and Heatmaps by the DS&A ARPA Team.
9. <https://www.policylink.org/node/63646>
10. <https://detroitmi.gov/news/detroit-grows-population-first-time-decades>
11. <https://downtowndetroit.org/wp-content/uploads/7.2-Square-Mile-Report.pdf>
12. This neighborhood count excludes three Detroit neighborhoods: Belle Isle which is a non-inhabited State Park, Waterworks Park which is a Detroit Water & Sewage Department (DWSD) utility area, and Brewster-Douglas which was the former site of the Brewster-Douglas Towers which currently has a housing unit count of zero.
13. <https://datausa.io/profile/geo/detroit-mi/?compare=united-states>
14. [https://www.thelancet.com/journals/lanres/article/PIIS2213-2600\(20\)30234-4/fulltext](https://www.thelancet.com/journals/lanres/article/PIIS2213-2600(20)30234-4/fulltext)
15. <https://codtableau.detroitmi.gov/t/DHD/views/CityofDetroit-PublicCOVIDDashboard/TimelineCasesDashboard?%3AisGuestRedirectFromVizportal=y&%3Aembed=y>
16. More granular data is not available publicly but is held by privately within the City of Detroit Health Department.
17. <https://detroit-censusdata-detroitmi.hub.arcgis.com/apps/aae6b77735b6498bb3912ebfd67b18a5/explore>
<https://www.census.gov/quickfacts/fact/table/detroitCitymichigan,mi/PST045217>
18. https://www.brookings.edu/wp-content/uploads/2021/02/Detroit_Covid_report_final.pdf
19. https://www.brookings.edu/wp-content/uploads/2021/02/Detroit_Covid_report_final.pdf
20. Due to the complexity of this analysis, data was frozen before the Treasury reporting period deadline on available data at the time totaling 21,476 non-unique households being served across 15 ARPA Projects, not the full total of 27,831 Detroit households across 19 projects reported throughout the rest of the report.
21. <https://deepblue.lib.umich.edu/bitstream/handle/2027.42/192120/a-guide-for-detroiters-up-to-45k-to-buy-a-home.pdf?sequence=1&isAllowed=y>
22. This increase in mortgage application volume and originations is in line with national housing market trends experienced during COVID-19 where the market heated up and prices increased as people in general left cities for larger homes in suburbs and more rural environs.
23. Detroit technically has 205 neighborhoods of which the Belle Isle Park is one of them. Being that Belle Isle does not have any private residences within its territory, this "neighborhood" was excluded from analyses.
24. 432 Down Payment Assistance originated mortgages divided by 3,206 annual mortgage denials in the City of Detroit
25. 432 Down Payment Assistance originated mortgages divided by 4,290 annual mortgage originations in the City of Detroit
26. 3.8 DPA average neighborhood originations compared to 22.8 annual average neighborhood denials
27. 3.8 DPA average neighborhood originations compared to 26.6 annual average neighborhood originations
28. https://dlba-production-bucket.s3.us-east-2.amazonaws.com/City_Council_Quarterly_Report/01122024+DLBA+Q2+FY24+City+Council+Quarterly+Report+WEB.pdf
29. <https://static1.squarespace.com/static/5344557fe4b0323896c3c519/t/6466687b85c51e6a60af7af4/1684433019546/2023+PIT+summary+final+rvsddg+.pdf>