

GREATER WARREN / CONNER NEIGHBORHOOD FRAMEWORK *SURVEY SUMMARY*

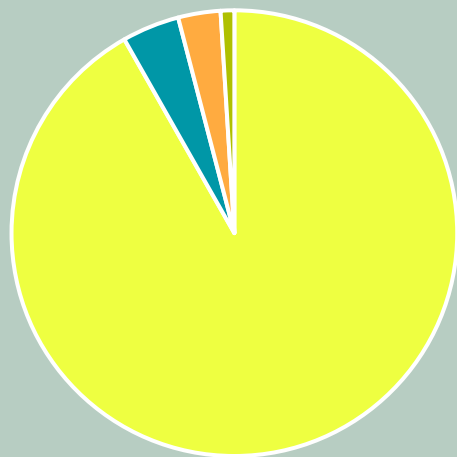
2023



What we've heard so far... Public Survey Results

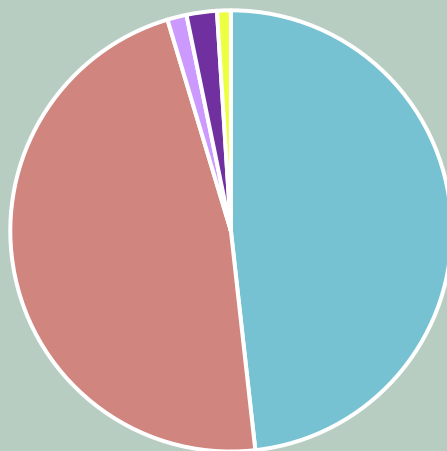
Who we've heard from – 99 total responses:

Racial Identification



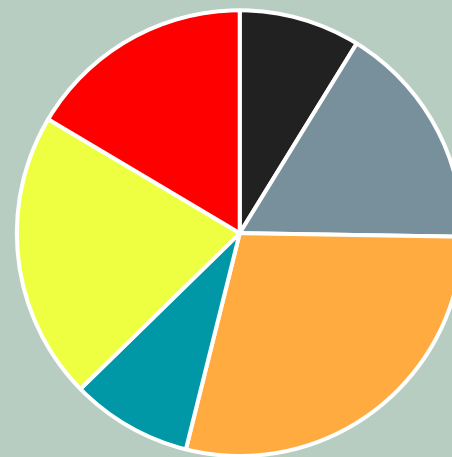
- Black / African American: 92.7%
- Native American / Alaskan Native: 4.2%
- Non-Hispanic White / Euro-American: 3.1%
- Other: 1%

Gender



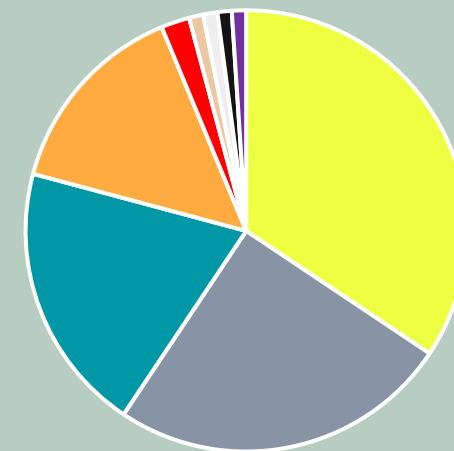
- Male: 47.8%
- Female: 46.7%
- Prefer not to answer: 3.3%
- Non-Binary: 2.2%
- Other: 1%

Age



- Under 18: 0%
- 18-24: 8.6%
- 25-34: 16.1%
- 35-44: 28%
- 45-54: 8.6%
- 55-64: 20.4%
- 65 and older: 16.1%

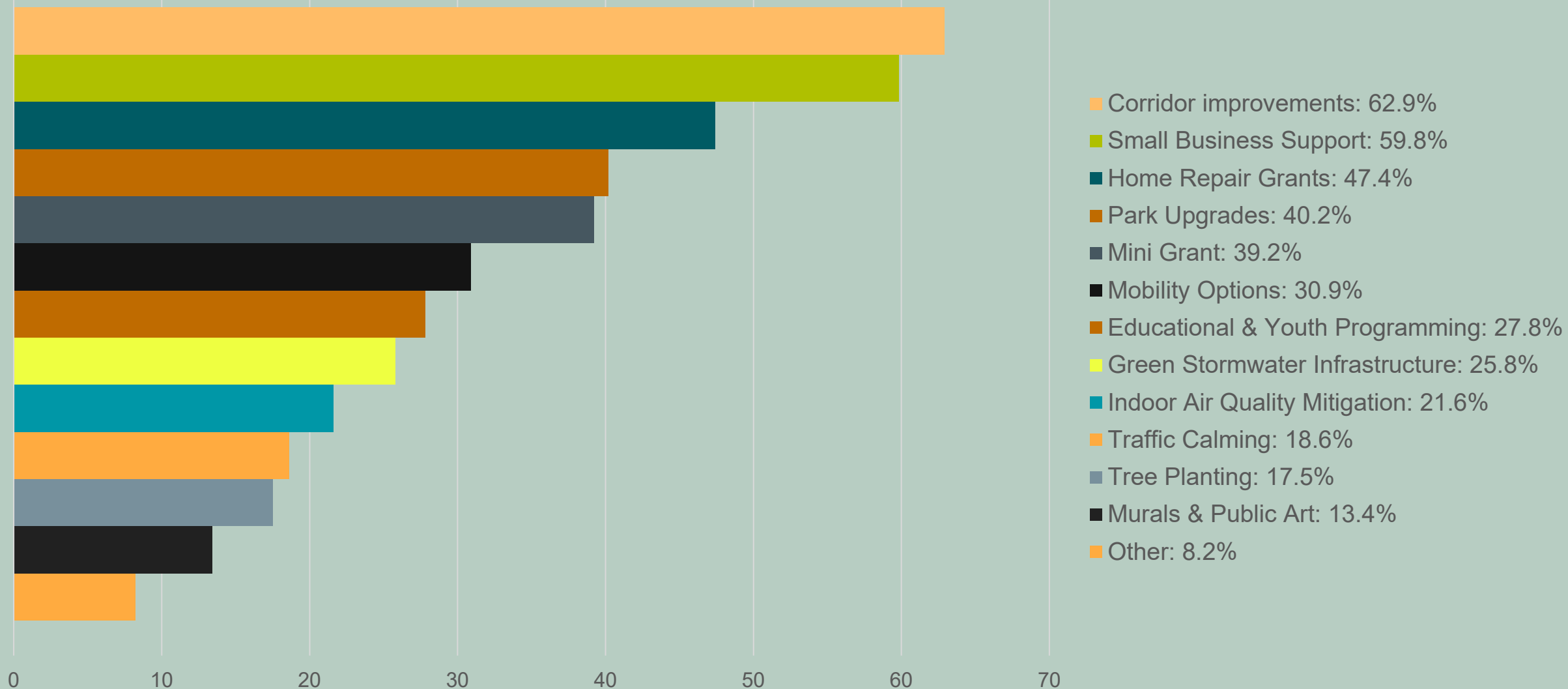
Zip Code



- 48215: 33%
- 48213: 24%
- 48214: 19%
- 48224: 14%
- 48207: 2%
- 48219: 1%
- 48226: 1%
- 48235: 1%
- 48203: 1%

What we've heard so far... Public Survey Results

Which potential projects will provide the most value to the community based on the cost?



Community Priorities...

Overall Takeaways from the Survey:



HOUSING & NEIGHBORHOOD STABILIZATION

1. Exterior Home Improvement Assistance
2. Elders and Seniors Support
3. Youth Opportunities
4. Blight Reduction
5. Housing Crisis and Affordable Housing



COMMERCIAL & ECONOMIC DEVELOPMENT

1. Small Business Support and Funding
2. Better Grocery Stores
3. Vacant Lot Upgrades
4. Safety and Regulations
5. Employment Opportunities



CLIMATE RESILIENCY AND HEALTH EQUITY

1. Mold Cleanup and Home Repair
2. Food and Resource Scarcity
3. Street Flooding



PUBLIC LAND STEWARDSHIP

1. Family-Friendly Spaces
2. Accessible Green Spaces
3. More Activities for Teenagers
4. Landlord and Vacant Lot Concerns
5. Arts and Small Business Support



MOBILITY & STREETS CAPES

1. Street Cleaning and Maintenance
2. Traffic Issues and Safety
3. Public Transportation and Accessibility
4. Sidewalk Repair
5. Bike Lanes and Bike-Share Programs

Public Survey Results Summary

HOUSING & NEIGHBORHOOD STABILIZATION



What are the most important issues that must be addressed to improve the health and quality of life in your community?

Where is blight a problem?

What properties do you want to see brought back to life?

- 1. Blight Remediation and Cleanup:** Addressing blight through initiatives such as cleaning vacant lots, removing abandoned homes, and maintaining clean alleys.
- 2. Crime and Safety:** Ensuring neighborhood safety by addressing issues like stray dogs and enhancing community policing efforts.
- 3. Housing Quality:** Respondents expressed the need for improved housing quality, including addressing issues related to mold, basement flooding, and storm damage.
- 4. Power and Infrastructure Upgrades:** Specifically tree trimming and raising electrical wires to mitigate frequent power outages.

Public Survey Results Summary

MOBILITY | STREETS FOR PEOPLE



Which streets are dangerous?

1. **Chalmers Avenue:** Flooding and its impact on safety.
2. **East Warren Avenue:** Issues related to road quality, potholes, and damage.
3. **Intersection of East Warren and Alter Road:** This intersection was highlighted for its safety concerns and the need for improvements.
4. **Streets near Stellantis Plant:** Several mentioned concerns about air quality and traffic from the Stellantis plant.

Where would you like to see improvements?

1. **Transportation Accessibility:** Residents desire improved access to public transportation, with better bus systems and routes to enhance mobility.
2. **Road Maintenance:** Improvements to road quality, including repairs to potholes and damaged streets.
3. **Pedestrian Safety:** Enhancements to pedestrian safety through better-maintained sidewalks and safer crosswalks.
4. **Biking Infrastructure:** Residents would like to see improved biking infrastructure, including designated bike lanes and bike-sharing programs.
5. **Community Engagement:** Engaging the community in transportation planning and decision-making processes was mentioned as a way to identify and prioritize areas for improvement.

Transportation options typically used:

1. **Public Transportation:** Respondents mentioned using public transportation, suggesting a reliance on buses as a primary mode of getting around.
2. **Walking:** Walking was cited as a transportation option, indicating that some residents prefer or rely on walking for short distances.
3. **Personal Vehicles:** Although not explicitly mentioned, concerns about road quality and street safety imply that personal vehicles are used for mobility.
4. **Biking:** The desire for improved biking infrastructure suggests that some residents use bicycles for transportation.

Public Survey Results Summary

COMMERCIAL AND ECONOMIC DEVELOPMENT



Where do you like to shop and dine out?

Where would you like to see additional stores and restaurants?

What type of stores and amenities do you need in your neighborhood?

- 1. Local Business Growth:** Supporting the growth of local businesses, particularly minority-owned businesses, reducing the concentration of liquor store, and reducing food deserts through grocery store access were emphasized.
- 2. Community Centers:** There is a need for community centers and spaces for various age groups, including seniors and young adults.
- 3. Healthier Dining Options:** Residents called for healthier dining options, more restaurants, and a reduction in the number of fast-food outlets.
- 4. Job Creation:** Job opportunities and workforce development programs.
- 5. Disability Support:** Creating spaces and resources for individuals with disabilities to receive care and support was highlighted.

Public Survey Results Summary

PUBLIC LAND STEWARDSHIP



Where do you like to shop and dine out?

Where would you like to see additional stores and restaurants?

What type of stores and amenities do you need in your neighborhood?

1. **Park Amenities:** Residents desired more amenities in parks, such as additional playgrounds, pop-up spots for small businesses, and urban farming projects.
2. **Restroom Facilities:** There is a need for cleaner restrooms and more accessible restroom facilities in parks.
3. **Community Engagement Spaces:** Establish organized congregation areas for intergenerational socializing and community gatherings.
4. **Tree and Greenery Maintenance:** Residents called for tree trimming, planting more trees, and maintaining green spaces to combat pollution and improve the environment.
5. **Emergency Resource Centers:** Resource centers for disaster relief, especially during house fires and flooding.

Public Survey Results Summary

CLIMATE RESILIENCY AND HEALTH EQUITY



What improvements are needed to help you live a healthier life?

What are the biggest environmental challenges facing your neighborhood?

Have you experienced flooding or long power outages where you stay?

How frequent are these happening?

1. **Park Amenities:** Residents desired more amenities in parks, such as additional playgrounds, pop-up spots for small businesses, and urban farming projects.
2. **Restroom Facilities:** There is a need for cleaner restrooms and more accessible restroom facilities in parks.
3. **Community Engagement Spaces:** Establish organized congregation areas for intergenerational socializing and community gatherings.
4. **Tree and Greenery Maintenance:** Residents called for tree trimming, planting more trees, and maintaining green spaces to combat pollution and improve the environment.
5. **Emergency Resource Centers:** Resource centers for disaster relief, especially during house fires and flooding.

SURVEY APPENDIX: NEIGHBORHOOD STABILIZATION

A	
	<p>*NEIGHBORHOOD STABILIZATION* What are the most important issues that must be addressed to improve the health and quality of life in your community?</p> <p>Where is blight a problem?</p>
1	What properties do you want to see brought back to life?
2	
3	Financial Help resources. More small businesses with more community members, being owners. Clean Alley Ways. Riverbend area. Riverbend Area
4	Housing ResourcesSenior Recreation ResourcesMental Health Services from providers outside of this community.94 Chalmers Entrance.
5	Funding for small businesses. Along 94 East.
6	Recreational activities for youth, Funding for small businesses, Clean streets. Along 94 eastbound. Plaza on warren and conner.
7	WiFi connectivity resources. More support cut grass roots organizations, Policymakers being held accountable Housing Resources. Along 94 East. Along Riverbend neighborhood.
8	Clean Parks, working clean sanitized restrooms, Handicapped ADA public spaces, Healthy food restaurant options. Along 94E. The plaza on Warren and Conner
9	Affordable Housing. Riverbend area. The Plaza on East Warren and Conner. There's nothing in there..
10	Flood repair Funding, Mold in Basements. 94 Outer Drive Exit 94 Chalmers Entrance. The Plaza on East Warren and Conner. There's nothing in there.
11	More small businesses with more community members, being owners, Air Quality. Conner Creek. Riverbend.
12	Recreational activities for children Clean Parks, working clean sanitized restrooms,Handicapped ADA public spaces. 94 Chalmers Entrance. Same area.
13	Home Repair Needs– Mold, Water Damage, Flooding, Plumbing, Infrastructure.94 Outer Drive Exit
14	Community Transportation Services for medical appointments, Landscape service for Seniors, Flooding and Power Outages. 94 Outer Drive Exit; 94 Chalmers Entrance. The Plaza on East Warren and Conner. There's nothing in there.
15	Owens Park
16	Financial Help resources More small businesses with more community members, being owners. Side streets, broken glass and old garbage, furniture – can sit outside for months, cameras needed.The Plaza on East Warren and Conner. There's nothing in there.
17	Flood repair Funding, Mold in Basements. Barham between Mack and Warren is a constant dumping ground. Cameras in the area would help, as there is not much residential occupants.From Conner and warren to E.Canfield.
18	Clean Parks, working clean sanitized restrooms, Handicapped ADA public spaces. Side streets, broken glass and old garbage, furniture – can sit outside for months, cameras needed. The Plaza on East Warren and Conner. There's nothing in there.
19	Flooding,Power outages, Affordable Housing, and Clean streets. 94 Chalmers Entrance Harper and Chalmers. The Plaza on East Warren and Conner. There's nothing in there.
20	
21	Gun violence Prevention, Recreational activities for youth. Conner/Warren Plaza. Same place.
22	Trash everywhere, illegal dumping. Conner and East Vernor. Same area
23	Air quality, more grocery stores. 94 and Alter Rd. E. Warren/Conner Plaza

A	
24	Flood repair Funding, Mold in Basements.
25	Healthy food restaurant options, Financial Help resources, More small businesses with more community members being owners. Clean Alley Ways.
26	Gun violence Prevention. East Warren and McClellan. Mack and Alter Area
27	Clean streets, Vacant lots clean, Air quality, Flooding, Power outages. Near 94 east and Conner. E. Warren Plaza
28	Access to Quality produce Recreational activities for children Clean Parks, working clean sanitized restrooms. The Plaza. The plaza with more businesses.
29	Funding for small businesses, Recreational activities for children, More small businesses with more community members, being owners.
30	Flood repair Funding, Mold in Basements, Vacant lots clean.
31	Access to Quality produce Recreational activities for children Clean Parks, working clean sanitized restrooms.
32	Gun violence Prevention Funding for small businesses
33	Handicapped ADA public spaces, Healthy food restaurant options, Financial Help resources, More small businesses with more community members, being owners. Conner/Warren Plaza.
34	Clean streets, Vacant lots clean, Air quality, Flooding. The Plaza. There's nothing in there. From Conner and warren to East Canfield.
35	Basement steps are falling down, Needs basement handrails. Basement walls are bubbling and has cracks. Haverhill -Abandon houses Slide streets, broken glass and old garbage, furniture – can sit outside for months, cameras needed,
36	Neighborhood watch. cleaner streets. cut grass at the vacant places.
37	More help for the homeless. Need to keep the lots clean.
38	Keeping the alley clean and the street
39	Cars racing, pothole From Conner and warren to E.Canfield.
40	Dickerson Park Drive, Chelsea, Wilfred Wilshire Hayes Slide streets, broken glass and old garbage, furniture – can sit outside for months, cameras needed,
41	
42	Conner Creek Greenway
43	Abandoned houses and building new homes
44	Fruit/stand
45	1. Has sanitation issues: Mold, mildew, and bacteria. 2. Chatsworth - Frankfort overgrown trees over power lines 3. The plaza
46	1. Clean streets 2. Algonquin- Charlevoix dumping 3. From Connor to warren
47	Reliable transportation, clean city streets, city services for resources, dumping on side streets
48	Gray and Jefferson to Mack
49	Dickerson and Vernor
50	WiFi connectivity resources
51	1. Backside of house water damaged. 2. Haverhill -Abandon houses 3. The plaza
52	1. Handicapped ADA public spaces 2. Dickerson- Kercheval dumping 3. Connor to warren
53	1. Flooding and Power Outgages 2. Cars racing, pothole

	A
54	'-Financial Help resources-94 Chalmers Entrance
55	'-Handicapped ADA public spaces-Carstens Elementary
56	'-Clean Parks, working clean sanitized restrooms-Bedford construction dumping-
57	'-Healthy food restaurant options-Hosmer Elementary-
58	Financial resources, jobs, school
59	Dickerson ChelseaWilfredHosmer Elementary
60	'-Basement cleaning and sanitation, Home Repair Needs– Mold, Water Damage, Flooding, Plumbing, Infrastructure -94 Chalmers Entrance -From Conner and warren to E.Canfield.
61	Emergency preparednessBedford construction dumpingThe Plaza. There's nothing in there.
62	'-More support cut grass roots organizations -94 Outer Drive Exit -From Conner and warren to E.Canfield.
63	'- WiFi connectivity resources - Lakeview and Chandler Park - The Plaza. There's nothing in there.
64	The school on Newport St
65	Mold taker over, boiler replacement, foundation repair
66	Grant funding for Flooding home repairs.
67	CVS On Jefferson
68	Affordable Housing Options
69	Land development, Clean streets, Blue Pointe Restaurant,
70	Mental Health Services from providers outside of this community.
71	Affordable Housing Options
72	Barham between Mack and Warren is a constant dumping ground. Cameras in the area would help, as there is not much residential occupant
73	Grocery stores. Less factory fumes. Warren an Conner plaza. The plaza.
74	Barham rd.between e.warren and Mack. Algertheater, I-Rock, and harpos
75	Tearing down or rehabbing dilapidated properties, establishing community spaces such as gardens and play areas in vacant lots and curbing price gauging at neighborhood groceries would significantly improve health and quality of life in any area. Blight is a problem through our Detroit. Condemned and nearly condemned homes, lots and properties not being kept up and businesses that have closed leaving vacant buildings. All along Warren corridor... Continue to bring back the Alger, any businesses and restaurants to provide nearby access to things other than liquor stores and coney islands. Healthy choices that don't cost more than fast food.
76	Healthy Food Places
77	Mack Bridge is full of garbage. Bridge serves as industrial barrier between east and west of Conner
78	Power outages Affordable HousingClean streets
79	Cope street between warre and Forrest
80	Removing abandoned houses, cut the vacant lots, from French Rd to Connor.
81	

SURVEY APPENDIX: NEIGHBORHOOD STABILIZATION

A	
82	E. Warren
83	Mack and Chalmers, South bound
84	I would like to have the streets cleaned with water, and some type of cleaner added in with the water. I would like to see the business owners clean up in front of their place of business. I would like to see the laws that are on the books be enforced.
85	Blight is a problem in our neighborhoods and parks. We must address the issues starting in our neighborhoods before we can address issues bigger than those.
86	Blight is at every freeway entrance. Trash is EVERYWHERE. We need a grocery store, and a public recreation center.
87	Eastside, northeast, Gratiot corridor
88	Mack between Conner and Chalmers. Several vacant buildings there which could be re-used.
89	Remove Blight
90	The old Carsten school on Coplin needs to go.
91	
92	Clean environment for the kids. Residents and businesses keep their property up or be held accountable .
93	Neighborhood homes with repairs
94	New housing on vacant land or where abandoned or razed houses were.
95	The abandoned school on French Rd between Warren and 94 need to be torn down or something positive in that space.
96	Air quality to improved health; safety in all areas; An affordable shopping area with quality products; community activities for all ages (young & old).
97	Abandoned houses and unkept lots, need lots to be mowed twice month. Have a community gardens or community rest areas with flowers and seating.
98	
99	4336 Gray
100	
101	
102	Blight is an eyesore more liquor stores than libraries is a concern Warren between Conner and Alter needs a facelift such as flowers to make the environment more inviting for starters. This community needs viable employment and less liquor stores
103	

A	
	<p>*MOBILITY AND STREETS FOR PEOPLE*</p> <p>Which streets are dangerous?</p> <p>Where would you like to see improvements?</p>
1	What transportation options do you typically use?
2	The house next to me down.....
3	E. Vernor and Mack Ave. Same place. Bus. Walk
4	Fox Creek Area. Fox Creek Area. Bus
5	Along East Warren and Conner, until East Outer Dr. Same places. Drive
6	Lemay, Beniteau near Charlevoix,E. Warren and Cadillac. Same place. Drive.
7	Lemay, Beniteau near Charlevoix,E. Warren and Cadillac. Same place. Drive.
8	94E and Conner. The plaza on 94 and Conner. Bus
9	Lemay, Beniteau near Charlevoix,E. Warren and Cadillac. Same area. Drive.
10	Bishop and 94. Same area. Drive, Walk.
11	94E/Gratiot. Same area. Bus
12	Bishop and 94. Mack, Warren, Harper, Conner and side streets, tree cutting and overgrown grass. Drive, Bus
13	Lemay, Beniteau near Charlevoix,E. Warren and Cadillac. Same streets. Bus
14	Bishop and 94. Mack, Warren, Harper, Conner and side streets, tree cutting and overgrown grass. Car; Uber.
15	Commercial transportation leverage
16	St Clair, Harding, French Road near Warren and Canfield. Mack, Warren, Harper, Conner and side streets, tree cutting and overgrown grass. Drive.
17	From Conner and warren to E.Canfield. Mack, Warren, Harper, Conner and side streets, tree cutting and overgrown grass. Walk, Bus.
18	St Clair, Harding, French Road near Warren and Canfield. Mack, Warren, Harper, Conner and side streets, tree cutting and overgrown grass. Bus.
19	St Clair, Harding, French Road near Warren and Canfield. Drive.
20	
21	East Vernor. East Vernor. Walk, bus, bike.
22	Mack Street from McClellan to Alter rd. Drive
23	McClellan St. Same steet from East Warren to Mack. Drive
24	Carstens Elementary Dickerson Park Drive, Chelsea, Wilfred, Wilshire Hayes, Lakeview and Chandler Park. Ride Share, Lyft, Uber.
25	Bishop and 94King Richard and Meuse. Same areas. Drive
26	East Warren and Cadillac. Same area. Bus, walk, bike.
27	Merlin and CadieuxBishop and 94. Same places. Drive.
28	St Clair, Harding, French Road near Warren and Canfield. Drive, bus
29	East Warren Plaza. Drive, ride share
30	Ride share, Lyft, Uber.

SURVEY APPENDIX: MOBILITY AND STREETS FOR PEOPLE

	A
31	Lemay, Beniteau near Charlevoix,E. Warren and Cadillac.Merlin and Cadieux. On the same streets. Drive, ride share.
32	Mack, Warren, Harper, Conner and side streets, tree cutting and overgrown grass. Bus
33	St Clair, Harding, French Road near Warren and Canfield. Ride share, bus.
34	Lemay, Beniteau near Charlevoix,E. Warren and Cadillac. the same streets I wrote for the last question. Bus, walk, bike, drive
35	St Clair, Harding, French Road near Warren and Canfield. Uber, Walking, Bike riding Ride share.
36	Saint Clair st, Harding st., French rd. Bus
37	More free transportation
38	Side Street there and are no light
39	Conner and side streetsRide share
40	WarrenWalking
41	DOT, and personal vehicle
42	Bicycle
43	The ones that have pot holes and when they drive fast on residential streets, in our neighborhood to open up school, I ride with my daughter
44	Conner
45	1. St Clair 2. Warren 3. Ride Share
46	1. French Road near Warren and Canfield2. Harper3. Bus
47	Bus
48	Car
49	Car
50	Harper / Chalmers
51	1. East Warren 2. Conner and warren 3. Bus/lyft
52	1. harding 2. Warren 3. Bus
53	1. St Clair 2. Conner 3. Car
54	'- Warren improvements - Bus/walking
55	'- improvements on harper st - Bus
56	'- Warren needs improvements - Car
57	'-Beniteau near Charlevoix,- Conner- Car
58	Car
59	Walk
60	'-Beniteau near Charlevoix- Warren- Bike
61	St ClairMackLyft
62	'-French Road near Warren and Canfield-Warren- Bus
63	'- St Clair - Mack - Car
64	I would love to see our neighborhoods without all the houses falling down all around us I live next door to an abandoned house I'm afraid to be out at night and have to come in and open my gate I feel like a prisoner in my own home I'm over grown weeds this house needs to be towing down towing down
65	Car
66	Car

A	
67	Car
68	East Warren and Mack area need small business improvement
69	car
70	car
71	Improvements on Mack and Conner
72	Charlevoix,E. Warren and Cadillac.
73	Mack and Bewick. Bus, get rides from friends.
74	Kelly rd on the weekend at night. DDOT.
	I drive and ride a Harley. Overall surface roads are deficient. On/off ramps and access roads should not be riddled with potholes! le the entrance to the on ramp from north Cadieux and 94 East is a disaster!
75	I've had to replace all 4 tires on my vehicle due to river wear from Detroit streets.
76	More bike lanes
77	Biking and bussing. The Mack bridge is so discouraging. Garbage and glass everywhere. Super loud trucks. Very hot with no shade or trees.
78	Car Uber Walking
79	Cope street between Warren and Forrest
80	French Rd and Shoemaker in the morning, is dangerous. The Stellantis workers run the light all the time. My wife says she comes close to getting into an accident a couple times a week.
81	
82	They are dangerous where there are no lights, vacant buildings, empty homes.
83	Private transportation; public bus
84	
85	Improvements in parks and general landscape in those areas. I typically use a car for transportation.
86	Improvements to Warren and Conner street, clean, well lit shopping areas.
87	Automobile would like alternative transportation
88	East Warren lots of speeding east of Conner. Not safe for cycling. Why do Forest and Warren still need to be one-way streets (west of McClellan)?
89	All Commerical property on warren and conner
90	
91	Mack bridge is very dangerous. Trucks drive 55mph in the bike lanes and there are large amounts of debris. There should be concrete barrier protecting the bike lanes. I usually bike, sometimes take the bus. Warren is also dangerous but getting better. Mack should have bike lanes like Warren.
92	Lake view,Chelsea,(gunshots)Frankfort speeding BeautificationThe store fronts are dirty littered with paper. People hanging around. Store owners don't care about the safety of the customers. I don't shop in my neighborhood, I would like to but it's not safe. My mode of transportation is a car.
93	All streets
94	Drexel, Newport, side streets near these streets.
95	I drive my car and live on French Rd. My car has been hit several times and one was even totaled. I would like a grant to get a driveway built. French Rd a fire lane but the traffic and speed is ridiculous.
96	I usually drive. It would be nice to have some type of shuttle service in the area.

	A
97	Side streets are the dangerous especially the ones with tall grass and trash. I would like to see improvement throughout the neighborhood...decorated with flowers and holiday signs throughout the year. Transportation is via car, bus, or walking.
98	
99	Car
100	
101	
102	I drive and own a transportation company Conner and Warren is dangerous due to the reconstruction the merging of vehicles and big wheelers pushed into a confined space was not a good idea .
103	

A	
	<p>*COMMERCIAL AND ECONOMIC DEVELOPMENT*</p> <p>Where do you like to shop and dine out?</p> <p>Where would you like to see additional stores and restaurants?</p>
1	What type of stores and amenities do you need in your neighborhood?
2	There could be pop ups sometime
3	Riverbend area, Fox Creek. Same places. More grocery stores, a bakery, a community center, more black owned businesses.
4	Fox Creek. Fox Creek. Grocery Store, Bakery, Thrift Store.
5	East Warren Corridor. Same place. Bakery, Grocery Store, Food Trucks, and markets.
6	Jefferson Chalmers, Kercheval, Midtown, Islandview. Same place. Grocery Stores(fresh food market), Small Businesses.
7	Jefferson Chalmers, Kercheval, Midtown, Islandview. Same place. Grocery store, bakery, thrift stores.
8	The plaza on Warren and Conner. The same place. Grocery Stores, food trucks, bakery, urgent cares.
9	Jefferson Chalmers, Kercheval, Midtown, Islandview. Grocery StoreDentist, Optometrist. Urgent Care, Local Restaurants, Family owned shops.
10	Jefferson Chalmers, Kercheval, Midtown, Islandview. Same area, need more. Community Center.
11	Morningside, Chandler Park, Riverbend .Same area. Cafe's, Bakery, Sandwich shops ,Thrift Stores, Grocery Store.
12	Jefferson Chalmers, Kercheval, Midtown, Islandview. Same area. Community Center.
13	Jefferson Chalmers, Kercheval, Midtown, Islandview. Same space. Spaces for the disabled to receive care and support.
	On E Warren and Mack like the strip mall on Alter and Mack.
14	Conner,between Warren and Mack. Mack, between Alter and Chalmers. Same place. Grocery Store, Dentist, Optometrist. Urgent Care, Local Restaurants.
15	Many
16	Jefferson Chalmers, Kercheval, Midtown, Islandview. Same place. Grocery Store, Dentist, Optometrist. Urgent Care, Local Restaurants, Family owned shops.
17	Morningside, Chandler Park, Riverbend. Senior Center for personal and social care. Spaces for the disabled to receive care and support.
18	Jefferson Chalmers, Kercheval, Midtown, Islandview. Conner,between Warren and Mack. Mack, between Alter and Chalmers. Private transportation services.Community canvassing for city and district updates.
19	Jefferson Chalmers, Kercheval, Midtown, Islandview. Cafe's Bakery, Sandwich shops, Thrift Stores.
20	
21	Warren/Conner Plaza, Alter/Mack Plaza. Same areas. More healthier restaurants.
22	Conner/Warren Plaza, Alter/Mack Plaza. Pop-Up Shop spaces for small businesses.
23	East Warren/Conner Plaza, Alter/Mack Plaza, Gratiot and 94. Same places. Dentist, Urgent Care, Health Stores like Better Health.
24	Mack/Alter Plaza, East Warren/Conner Plaza. Stores like Jo-Ann Fabric, Stores for senior needs.
25	Mack and Alter Rd Plaza. East Warren and Conner Plaza. Stores for Seniors, meeting spaces for Seniors.
26	Alter st Plaza. Same place. Diners, bakery, meat market.
27	Alter rd. Plaza. Same place. Bakery, Diner, Healthier Restaurants.

	A
28	East. Warren Plaza. Alter and Mack Plaza. More grocery stores like Kroger, bakery, diners, head shops.
29	East Warren Plaza. Same place. Grocery Store, Bakery, Diner for families.
30	Warren Plaza. Alter and Mack.
31	Warren Plaza. Better grocery stores, bakery, clothing stores for kids.
32	East Warren Plaza. Grocery Store, not another Save A Lot.
33	Morningside, Chandler Park, Riverbend. On E Warren and Mack like the strip mall on Alter and Mack.
34	Jefferson Chalmers, Kercheval, Midtown, Islandview. Bakery, Restaurants, Meeting spaces.
35	Morningside, Chandler Park, Riverbend. Conner, between Warren and Mack. Mack, between Alter and Chalmers. Grocery Store Dentist, Optometrist. Urgent Care
36	Jefferson/Chalmers neighborhood, Kercheval. Cafe, bakery, sandwich shops
37	Jobs. Food Center.
38	On Warren and Mack and Harper
39	Mack, between Alter and Chalmers. Spaces for the disabled to receive care and support.
40	Kercheval Grocery Store
41	Warren Ave. To have more small businesses open.
42	Grocery stores community investment
43	restaurant in my neighborhood, I would like to see them back on Connors and East Warren Shopping Center, Three ladies clothing stores, Family Shoe stores, Kroger Grocery store, Walmart
44	Healthy food, farmer stand, fitness, cleaners, child care
45	1. Morningside 2. Warren 3. Thrift Stores
46	1. Jefferson Chalmers 2. between Alter and Chalmers 3. Spaces for the disabled to receive care and support.
47	Laundry mat, grocery stores, farmers market
48	Jefferson and Mack
49	Laundry mat
50	Mack warren Harper conner
51	1. Mack Ave 2. Conner & Warren 3. Senior centers
52	1. Downtown/midtown 2. warren st 3. Planned parenthood, urgent cares, restaurants
53	1. Jefferson Chalmers 2. Warren 3. Dentist, Optometrist. Urgent Care
54	'-Riverbend- Between Warren and Mack-Community Center
55	'- Shop on Kercheval - Needs: Community canvassing for city and district updates.
56	'- Islandview- Additional stores on warren -Private transportation services.
57	'-Morningside- Spaces for the disabled to receive care and support.
58	Community Center in morningside for youth.
59	Harper needs more stores Grocery store
60	'-Midtown-between Warren and Mack-Family owned shops
61	Morningside Conner, between Warren and Mack. Family owned shops
62	'-Kercheval-Conner-Bakery

A	
63	Jefferson Chalmers - On E Warren and Mack like the strip mall on Alter and Mack - Cafe's
64	Yes
65	Flood recovery emergency hubs
66	In my Community within 3 miles
67	East Jefferson
68	East Warren and Mack
69	Mack and East Warren, Homegoods, Home Improvement Stores
70	Access to Quality produce
71	Mack and Conner, Warren, Harper
72	Mack, between Alter and Chalmers.
73	The plaza. The plaza. Grocery store with better food.
74	Shop at Aldis. Dine at home. Another big grocery store like Kroger. Community Center.
	There are few to none in the immediate area of Morningside that are not over priced or poor quality. Anywhere along Mack/Warren.
75	The only grocery in walking distance is a travesty, they even up charge for stamps which is a federal crime!
76	Healthy Food and neighborhood shopping places
77	Mack and McClellan. Corner stores. I wish the gas stations had working pumps and weren't covered in intimidating signs and bulletproof plexiglass.
78	Sandwich shops Thrift StoresGrocery StoresLocal Restaurants
79	Not around here because the outside of most establishments that are already in the neighborhood are hideous and a disgrace trash overgrown weeds loitering etc
80	Warren, Mack, Harper needs more stores, and restaurants,
81	
82	More mom and dad stores.
83	More restaurants in Morningside, and Conner Corridor; homeopathic spaces.
84	In my neighborhood, I do shop outside the neighborhood as well.
85	Near east of Detroit, there aren't many cafes or restaurants. We definitely need more grocery stores in the area.
86	Stores for quality Household goods, grocery stores, East warren near Alter, Dickerson, Conner would be nice for a sit down restaurant
87	Warren , Grand River, Dexter, Linwood, Highland Park
88	It's OK if shopping and dining are concentrated on E Jefferson, along with Mack and E Warren east of Alter Rd. Probably not enough density within this Planning Area to support more than a couple of restaurants.
89	Both on Warren and Conner
90	I have heard that there is a group called Far East Side Development that is blocking growth on the east side. They need to be moved out of the way so progress can move forward.
91	Grocery stores and coffee/sandwich shops
92	Sit down restaurants, redevelop Warren and Conner's, grocery store. Safety
93	Repairs to homes
94	On East Jefferson, Mack Ave, Conner, Warren Ave.
95	I have to go to Grosse Pointe to shop. I need for these big names to come to an area of Mack Ave.

A	
96	various places from fast foods to up-scale; from Dollar Tree to Somerset Mall; More quality stores on East Warren, Mack Ave., and Alter Rd.
	I like to shop at Thrift/Consignment Stores, boutiques. I like to dine out where there is a family-styled setting ex: Big Boys. We need better grocery stores, Farmer's Markets, Flower Shops, Craft Stores, Outlet Stores, Health Stores, etc.
97	Restaurants: Big Boys, Olive Garden, Red Lobster, Cracker Barrels, Culvers
98	
99	I would like to see a Grocery store on Mack. I go to the suburbs to shop.
100	
101	
102	I love this area but to raise the vibration you must bring sustainable employment remove the liquor stores that way when you bring in the higher quality shopping stores and restaurants the patrons are not being robbed or begged for change maybe a drug/alcohol clinic or a homeless shelter might help
103	

A	
	<p>PUBLIC LAND STEWARDSHIP & OPEN SPACE</p> <p>What parks do you use and what do you do there?</p> <p>What types of improvements would you like to see to your parks?</p>
1	What would you like to see done with the vacant land in your neighborhood?
2	Gardens
3	Chandler Park. Food Trucks and events. Grass cut and maybe a work out area
4	Chandler Park. More open bathrooms, more events and programs free to public. Cut grass and programs
5	Chandler Park. More Food Trucks. Cleaned and grass cut
6	Chandler Park. More weekly events. Grass cut and maintained.
7	Chandler Park. More restrooms, grass cut, insect inspections. Grass cut often, space to be used for community.
8	Chandler Park. More Food Truck. Cleaned
9	Chandler Park. More walking paths. Cleaned and grass cut.
10	Chandler Park. More Spaces to learn about plants, animals, and nature. Cleaned and used for the neighborhood to host outdoor events.
11	Chandler Park. Clean and clear area for food trucks, mobile medical centers, and other mobile vehicles for congregation on specific days.
12	Chandler Park. Clean and clear area for food trucks, mobile medical centers, and other mobile vehicles for congregation on specific days. Same thing for park improvements.
13	Chandler Park. More Spaces for the disabled. Cleaned and Grass Cut, used for block club for neighbors.
14	Chandler Park. Clean and grass cut
15	Interactive Parks in which we have a design for
16	Lakewood Park, Chandler Park. Development, Urban Farming projects, more support to access to community grants for vacant land use. Organized congregation areas for inter generational socializing. Dog, cat and pet parks
17	Lakewood Park, Chandler Park. Development, Urban Farming projects, more support to access to community grants for vacant land use. Organized congregation areas for inter generational socializing.
18	Lakewood Park, Chandler Park, Hansen Playfield. Clean and clear area for food trucks, mobile medical centers, and other mobile vehicles for congregation on specific days. Resource Center for disaster relief (house fires, flooding, relocating, downed trees etc.).
19	Development, Urban Farming projects, more support to access to community grants for vacant land use. Organized congregation areas for intergenerational socializing.
20	
21	Chandler Park. More free public events, spaces for pop-up shops. No Dumping Signs, places to sit, gardens.
22	Chandler Park. More areas for young adults to hang out and socialize. No Dumping signs, Murals and Art.
23	Chandler Park, Brewer Park. More areas to have family functions. No Dumping Signs, patrolled more by cops.
24	Chandler Park. More areas for seniors to congregate and socialize. Benches and No Dumping signs.
25	Chandler Park. More areas for seniors. Seating areas, No Dumping signs in yards.
26	Chandler Park. Signs around parks to teach people how to keep their area clean. No Dumping Signs.

	A
27	Chandler Park. Cleaner restrooms.
28	Chandler Park. Social Spaces for events, programs, and community activities.
29	Chandler Park. Playgrounds, Pop-Up Spots for small businesses.
30	Chandler Park. Small Farms, sitting areas for seniors
31	Chandler Park. Smaller Parks for younger children and sit areas for parents to socialize.
32	Chandler Park. More Gardens
33	Chandler Park. More ADA accessible amenities. Developed.
34	Chandler Park, Brewer Park. Developed for neighborhood use
35	Brewer Park. Jogging, Walking, Picnicking. Organized congregation areas for inter-generational socializing.
36	Help for the children give them some place to play and be safe.
37	More play areas for the kids. Developers around to ask the community what they want, and then they do it.
38	Chandler Park more playgrounds for kids
39	Spaces for the disabled to receive care and support.Organized congregation areas for intergenerational socializing
40	Garbage Cans near bus stops and in the parksOrganized congregation areas for intergenerational socializing.
41	Chandler Park. I love the upgrades they have done there.
42	Stonewater management
43	I go to Chandler Park to walk and Wayne County water park, Keep it clean from trash and glass on the ground, build new homes and apartments
44	Walk ways, dog park, recycling centers,
45	1. Chandler Park2. Play areas for kids3. Clean areas
46	1.Hansen Playfield2. Clean and Clear areas3. Areas for social gathering
47	Community garden solar garden development
48	Working restrooms, trash pick up, recycling bins
49	Lakewood Fishing
50	Belle Isle - Fishing
51	1. Ballduct Park & basketball 2. Picnic areas & trash cans3. Community garden
52	1.Chandler Park & bbqing 2. Dog parks3. Event spaces for yoga or gatherings
53	1.Manz Playfield & jogging 2. Play areas & garbage cans 3. Dog play areas
54	'-Lakewood Park & social bbq-Clean and clear area for food trucks & Community centers- Event spaces
55	'-Brewer Park- Grass Areas/Sports- Community garden/library
56	'-Manz Playfield-Dog,cat and pet parks.- More houses
	'- Ballduct Park -Clean and clear area for food trucks, mobile medical centers, and other mobile vehicles for congregation on specific days.
57	- Development
58	Clean bathrooms
59	Play areas, basket ball courts
60	'-Family owned shops-Garbage Cans near bus stops and in the parks-Organized congregation areas for intergenerational socializing
61	Chandler ParkPlay areas for kidsOrganized congregation areas for intergenerational socializing

A	
62	'-Chandler Park & walking -Garbage Cans near bus stops and in the parks-more support to access to community grants for vacant land use
63	'- Lakewood Park - Play areas for kids - Urban Farming projects
64	Build new home
65	Lakewood park
66	Maharas
67	Lakewood park
68	Development of vacant land
69	Lakewood Park, more garbage cans, all parks should have working restrooms
70	Development
71	More garbage cans, working restrooms in the parks.
72	Ballduct Park Manz Playfield
73	Manz and Chandler park. Food trucks. Community Centers in them. Cleaned.
74	Chandler and Pingree Park. Grass stay cut, no dumping signs
75	Would love to see more community gardens, bringing home grown and healthy foods to the neighborhood. I love meeting people at Chandler Park, but I'd like to see more built in seating and swings around the park. I've flown my kite at the park, met like minded people and had a cookout.
76	Exercise parks and safer parks
77	Brewer Park needs amenities.
78	Reading Dog walking Exercise Play areas for kids
79	I would appreciate it if I didn't have to see abandoned vehicles on the land in my neighborhood I don't see that in grosse pointe
80	Chandler Park, needs more police presence for families
81	
82	Vegetables growing in the vacant lots.
83	3mile, Burdock, Chandler, Pingree, Chene.// walk, exercise, meet with friends. Timely cleaning crews. Open lot used for pop up market spaces with a refrigerator storage container powered by solar, ran by block club coalitions.
84	I really don't do parks, but I would like to see the parks that are in the neighborhood be kept cleaner, with cleaner bathrooms.
85	I'd like to see houses built in the vacant land.
86	I would like to see less dumping in the vacant lots.
87	More interactive playgrounds that educate morals and unity
88	Chandler Park is great for water park and golf course. Nice walking track around Corrigan. Brewer could use an upgrade. Vacant land aka open space is the biggest challenge in this area (and much of Detroit). There is no one magic solution. Encourage and promote urban agriculture like Sanctuary Farming. Plant trees and grass like Hantz. Continuously clear dump sites, install cameras and prosecute the dumpers.
89	I would like to proposal my own unique PBPC SON(TM) Projects created specially for our Neighborhoods
90	
91	Not much to do in Brewer Park. Could be great to create forested park like east side of Belle Isle. With paved and dirt trails.
92	Chandler Park, walk, exercise, events. Belle isle sight see, museum
93	Rain gardens & Bio wales

A	
94	Put more parks and rec centers on it. Also senior rec centers.
95	I don't go parks. Vacant land should be sold to the people on the block who own their homes and tax breaks for them while they maintain them.
96	Chandler Park for walking, picnicking & water park. Park needs more comfort stations. Enclose the pool area so that it can be used all year round. Build something on vacant land that can be used by the neighborhood.
97	Vacant lots to be turned into walking path, jogging path, seating for community with lots of scenery of flowers and color. Art work that displays the diversity of the neighborhood.
98	
99	I do not go to the park. I would like to see things that families can do together like putt putt golf
100	
101	
102	I live near Chandler Park I love the upgrades and plan to frequent it for exercise and just enjoying. I want to purchase more if the vacant land in my area but the restrictions is making it more difficult my goal is to continue beautify the area
103	

A	
	CLIMATE RESILIENCY AND HEALTH EQUITY
	What improvements are needed to help you live a healthier life?
	What are the biggest environmental challenges facing your neighborhood?
1	Have you experienced flooding or long power outages where you stay? How frequent are these happening?
2	When there's a storm
3	Better air quality and cleaner streets. Bad air quality. Yes. 1-3 times a year
4	Better air quality. Bad air quality. Yes. 1-3 times a year.
5	better air quality. air quality.
6	Better Air Quality. Air Quality. Yes. 2-5 times a year.
7	better air quality. same thing. yes. 2-4 times.
8	Better Air Quality and more Grocery Trucks. Air Quality. Yes. 2-4 times a year.
9	Better air quality. Poor air quality. Yes. 2-4 times a day.
10	More grocery stores, more cleaning of the streets, Abandoned homes. Yes. 2-4 times a year.
11	Better Air Quality, Better Bus System. Same thing, and lack of fresh food.
12	Easier access to resources for preventative, during, and after measures for natural disaster. I.e basement pumps, generators, etc. Air Quality. Yes. 2-4 times a year
13	Cleaner air. Polluted air. Yes. 2-4 times a year
14	Resource Center for disaster relief (house fires,flooding, relocating, downed trees etc.).Old Trees falling on power lines, Clogged sewers,Flooded Streets
15	Healthy Tree life
16	Easier access to resources for preventative, during, and after measures for natural disaster. I.e basement pumps, generators, etc Resource Center for disaster relief (house fires,flooding, relocating, downed trees etc.).
17	Compensation for damages and property loss from flooding. Remove trees from power line areas to prevent wide spread outages.
18	Resource Center for disaster relief (house fires,flooding, relocating, downed trees etc.). Old Trees falling on power lines, Clogged sewers, Flooded Streets, Air Pollution, Food Deserts. Yes.
19	Easier access to resources for preventative, during, and after measures for natural disaster. I.e basement pumps, generators, etc. Old Trees falling on power lines, Clogged sewers, Flooded Streets. Yes. 2-3 times
20	
21	Better Air Quality. Bad Air Quality, trash in streets, flooded streets. Yes. 2-4 times a year
22	Better Air Quality. Bad Air Quality. Yes. 1-2 times a year
23	Air Quality Improvements. Tall grass, dumping in vacant lots. Yes. 1-3 times a years
24	More Healthy restaurants and health food stores. Air quality is bad. flooded streets. Yes. 3-4 times a year.
25	Better air quality. Air Quality. Yes. 2-3 times a year.
26	Better Air Quality, More health stores nearby. Flooded streets. Yes. 1-3 times a year.
27	Better air quality, more health stores.

	A
28	air quality, trash pick up.Yes. 1-2 times a year
29	Better air quality, better grocery stores. Flooding in streets. Lots of mosquito.
30	better air quality. trash on the street. Yes. 3-5 times a year.
31	Better air quality, better food at the grocery stores.Yes. 1-3 times a year.
32	Better air quality. Yes. 2-3 a year
33	More restaurants rather than chicken and fish places. Clogged sewers, Flooded Streets, Air Pollution, Food Deserts.
34	Easier access to resources for preventative, during, and after measures for natural disaster. I.e basement pumps, generators, etc. Resource Center for disaster relief (house fires,flooding, relocating, downed trees etc.)
35	Resource Center for disaster relief (house fires,flooding, relocating, downed trees etc.). Compensation for damages and property loss from flooding. Yes, Mold is a Major issue. 3-4 times a year.
36	Keep our house. Building for help.
37	Easier access to resources.Yes. At least three times a year; some longer than others.
38	keep the neighborhood safe from drug dealers
39	Flooded Streets1-2 times a year
40	Flooded StreetsYes, Mold is a Major issue2-3 times a year
41	Overgrowth in vacant lots and alleys.
42	Average
43	I need an air filter on top of my roof because I live close to Stellantis plant, breathing in the chemicals. Yes I have experienced flooding and power outage and I need to sleep with a cpac every time I lay down to sleep, It seems like it happens 4 to 5 times out of the year, I wish they fix this problem in Detroit because Novi and other cities don't experienced what we do. I live on the lower Eastside and seems like they have forgotten about us.
44	Yes 2 days
45	1. Food distribution 2. Food Desserts 3. Once or twice
46	1.Wall are still messed up from 2021 flood.2.Flooded Streets3.Yes, Mold is a Major issue
47	Flooding 3 -4 times a year, mold basement cleaning
48	Yes Flooding Mold basement flooding
49	Mold and Flooding
50	Flooding mold
51	1. Needs mold removed and floor drain re-done.2. Flooding & storm 3. Flood in 21 and no power 2x
52	1.Needs a stove, washer/dryer. Food-Gleaners2. Flooding & storming 3. Flood in 21
53	1. Basement clean out. 2. Flooding 3. 2-3x due to storm
54	'- Old Trees falling on power lines-flooding - Flooding in 21 and power outages twice
55	'- Basement clean out- air pollution- Flood in 21
56	'-Access to resources for food loss during power outages. - Clogged Sewers- Power outages twice due to storm
57	'-Access to resources for food loss during power outages. -Food Deserts - Yes, Twice now
58	Mold flooding basement cleaning
59	Flooding mold basement cleaning
60	'-Access to resources for food loss during power outages. -Clogged sewers-Yes, Mold is a Major issue, 2-3 times

	A
61	Compensation for damages and property loss from flooding Clogged sewers 2-3 times a year
62	'-Resource Center for disaster relief (house fires, flooding, relocating, downed trees etc.)-Air Pollution -yes, 1-2 times a year
63	'- Resource Center for disaster relief (house fires, flooding, relocating, downed trees etc,) -Old Trees falling on power lines-3-4 times a year
64	Help will the drainage problem
65	Yes flooding, major mold. Foundation damage
66	Flooding yes. 3-4 times a year
67	3-4 times a year
68	Flooding and air pollution
69	Yes, 2-3 times a year, Flooding and power outgages
70	Yes, 3-4 times a year
71	Flooding and power outages 3-4 times a year
72	Clogged sewers Flooded Streets
73	Jobs in my neighborhood. No jobs in my neighborhood. No better food, it's boring. No.
74	Better food in the stores. Less liquor stores, more places like Gleaners working with churches in neighborhoods. Trash being thrown outside. Yes. 2-3 times a year.
75	We've had 1 major flood and 1 minor. Suffered 3 prolonged power outages. Deteriorating infrastructure for sewer and drainage, Chalmers floods even in light rain.
76	Yes ever time it rains
77	Bring back the berm around Stellantis. Make them plant a forest on the edges instead of mowed grass.
78	Easier access to resources for preventative, during, and after measures for natural disaster. I.e basement pumps, generators, etc
79	The biggest environmental challenge facing my neighborhood is the overwhelming paint fumes that me and my family have to injest
80	Tree trimming, the power lines at my home have been addressed
81	
82	Flooding, blight. We need to have businesses up and down the main streets.
83	Plant more female tress to combat male pollen issue; residents with hazardous materials in the grass on their property. Yes. Less than 3days
84	
85	I have experienced flooding and long power outages due to weather. I think this is the biggest challenge to our neighborhood. Many don't have the resources needed during these times in order to be prepared.
86	Power outages and Flooding are the environmental challenges. There have been 4 power outages this year. Including Winter months
87	Outages
88	Air quality monitoring and enforcement must be increased tenfold. Increase testing availability for asthma and lead poisoning in children.
89	Flooding is a big issue
90	You can only have so many pot shops, they really do not grow a community and they attract a bad element.
91	Bad air quality
92	Clean environment, ability to take a walk through the neighborhood after dinner without fear of being attacked by a pit bull, no flooding, power outages about twice a year
93	Paint shop odors from Steliantis

A	
94	Yes, sewer back up issues.
95	Improvements to help me live a better life in my neighborhood is cleaning alleys and maintaining this stray dog population so people can walk and not be afraid. Flooding of my home I experienced once but power outages every summer.
96	Clean neighborhoods; good air quality; feeling safe in my neighborhood and quality stores and restaurants.
97	Improvement needed: more trees and plants, cleaning lots, Yes, I've experienced a flooding in 2021. My home had a loss. Power outages whenever there is a strong wind.
98	
99	I would like cleaner air. A lot of individuals suffer from auto immune diseases like lupus and asthma.
100	
101	
102	Due to the dead or overgrown alley trees we in the recent past experienced frequent power outages but DTE trimmed some trees and raised electrical wires and that had seemed to help with the issue . Air quality due to the expansion of the Chrysler plant and other chemical plants in the area is a concern
103	

SURVEY APPENDIX: OTHER COMMUNITY PRIORITIES

A	
1	What else do we need to know about the priorities for your neighborhood?
2	Help the people fix up the outside of their homes
3	
4	we need cleaner streets and more trash cans around
5	
6	We need more political attention to our neighborhood.
7	
8	
9	More resources needs to be shared in the neighborhood.
10	More neighborhood Police officer pressence.
11	
12	
13	
14	
15	Riverfront critical point analysis
16	
17	
18	
19	
20	
21	Drains need to be cleaned more often.
22	Getting help for flooded streets
23	More street sweeping and yard cleaning
24	streets need to be cleaned more
25	More attention to the elders and seniors in the neighborhood needs to be more priority.
26	More resources to help with food, health issues, and staying informed on political updates.
27	it needs improvements ASAP
28	More money needs to be available for small business without help.
29	
30	need better grocery stores
31	too many cars with a lot of damage on the side streets. They need to get towed. People are sleeping and teens are hanging out in them.
32	more neighborhood patrol from the police
33	Needs more attention to the Disabled.
34	improvements to streets
35	More days to clean streets

	A
36	
37	low priority for clean streets. trash being thrown out moving cars are frequent.
38	
39	Grass Roots organization being more involved in the development of our community.
40	More Community resource outreach
41	More police patrol ride through the neighborhood side streets.
42	Tree farms community investment/solar power community invested
43	We need to bring back ice cream parlor, bakery, a safe indoor place for families to have fun, hair salon, outdoor playscape
44	We need access to new jobs funding for small non profits and more opportunities for youth
45	Basement and blight pick up on the curb
46	Basement Clean out
47	Mold
48	Mold
49	Mold
50	Mold basement clean out
51	Basement Clean out and home repair from flood
52	Basement clean out
53	Basement and home repair
54	Basement and mold clean out
55	Basement Cleanout
56	Basement Cleanout
57	Access to Housing education
58	Mold flooding
59	Mold
60	Mold and Basement cleanup needed
61	More Community resource outreach
62	Affordable Housing Options
63	Grass Roots organization being more involved in the development of our community.
64	Sidewalk needs repair or replaced
65	
66	Flooding. mold
67	
68	
69	
70	

A	
71	The Housing Crisis
72	
73	Need more things to do for teenagers
74	Too many landlords in neighborhoods owning homes. Need more homeowners.
75	Vacant lots need to be upgraded and owners should be nearby Detroit residents.
76	More safety in neighborhoods
77	The Mack Bridge could be an amenity if traffic was slowed, garbage picked up with regular street sweeping, and sidewalks and bike lanes double width on both sides.
78	
79	City regulating home owners business owners and renters to clean up or be tickets in addition to alleys being cleaned whether or not the street is part or a block club
80	More police presence, recognition for exemplary home care and maintenance,
81	
82	Jobs in the neighborhood.
83	Excessive traffic in neighborhoods.
84	There is a need for cursive to be put back into the school lessons. Children can not sign their name, that means that they can not read cursive.
85	Food, housing, and overall resources scarcity
86	
87	More Arts in Health Vitality- no so many bars and restaurants activities supported by state and city support small business that have services for uplifting spirits educate the marginalized
88	i say let's make better use of our open land to provide a greener quality of life for longtime residents.
89	Support for small business owners
90	For communities to grow money must Flow toward that area. I grew up poor so I understand, but poor folks don't have disposal income to go out and have a nice dinner, drinks, coffee house and bakery, etc. helping put a roof on a broken down house is not going to grow an area and help develop businesses.
91	MoGo bikes and bike lanes
92	Police presence
93	People live in homes inside neighborhood, not in parks or trees or any places outside the streets where home are build. The impact area should be a high priority, for the people left to live in this hard hit area on the lower east side.
94	More security, police presence so we feel safe.
95	My neighborhood I need a grant to repair my home, build a driveway and fence. Better lighting and on time bulk pick up.
96	
97	Lower tax bills and cutting down overgrown trees and bushes. Police mini-stations with the area, street light and home lighting for protection, Block clubs, alley clean up.
98	Demo of the Carsten School on Coplin

	A
99	Our area used to look like Grosse pointe. I would like to see it restored to the standard. Every household that have blue tarps on their house help thing to repair their roof. Their are a lot of seniors in area find out who they are and provide snow and grass cutting for a small fee. The seniors are unable to work and keep up their houses like they once did.
100	
101	
102	We need do not need the numerous beer&wine and liquor stores that are in this area it's sad that residents can get a drink of liquor more easily than they can obtain employment. In these circumstances what quality of life do you expect?
103	Testing. Looks great- Thank you!

SURVEY APPENDIX: CBO FUNDING PRIORITIES

	A	B	C	D	E	F	G	H	I	J	K	L	M
1	Which Projects will provide the most value to community based on the cost?												
2	Mobility Option	Tree planting	Corridor Improvements	Mini Grants	Traffic Calming	Small Business Support	Park Upgrades	Home repair grants	Educational & Youth Programming	Indoor Air Quality Mitigation	Green Stormwater Infrastructure	Murals & Public Art	Other
3										Indoor Air Quality Mitigation			
4	Mobility Options		Corridor Improvements	Mini Grants		Small Business Support	Park Upgrades	Home repair grants					
5	Mobility Options		Corridor Improvements	Mini Grants	Traffic Calming	Small Business Support		Home repair grants					
6		Tree planting	Corridor Improvements	Mini Grants		Small Business Support	Park Upgrades		Educational & Youth Programming				
7			Corridor Improvements			Small Business Support		Home repair grants	Educational & Youth Programming				
8	Mobility Options		Corridor Improvements	Mini Grants		Small Business Support	Park Upgrades				Green Stormwater Infrastructure		
9		Tree planting	Corridor Improvements		Traffic Calming	Small Business Support	Park Upgrades	Home repair grants					
10			Corridor Improvements			Small Business Support		Home repair grants				Murals & Public Art	
11			Corridor Improvements			Small Business Support	Park Upgrades	Home repair grants	Educational & Youth Programming			Murals & Public Art	
12			Corridor Improvements			Small Business Support	Park Upgrades	Home repair grants			Green Stormwater Infrastructure	Murals & Public Art	
13	Mobility Options		Corridor Improvements			Small Business Support	Park Upgrades				Green Stormwater Infrastructure	Murals & Public Art	
14			Corridor Improvements	Mini Grants		Small Business Support	Park Upgrades				Green Stormwater Infrastructure		
15			Corridor Improvements			Small Business Support						Murals & Public Art	
16	Mobility Options	Tree planting		Mini Grants		Small Business Support		Home repair grants		Indoor Air Quality Mitigation			
17			Corridor Improvements				Park Upgrades						
18	Mobility Options		Corridor Improvements		Traffic Calming	Small Business Support	Park Upgrades						
19			Corridor Improvements		Traffic Calming								
20						Small Business Support	Park Upgrades						
21													
22						Small Business Support					Green Stormwater Infrastructure		
23		Tree planting	Corridor Improvements	Mini Grants									
24			Corridor Improvements			Small Business Support	Park Upgrades				Green Stormwater Infrastructure		

	A	B	C	D	E	F	G	H	I	J	K	L	M
25			Corridor Improvements										
26	Mobility Options		Corridor Improvements		Traffic Calming	Small Business Support	Park Upgrades			Indoor Air Quality Mitigation			
27		Tree planting	Corridor Improvements	Mini Grants									
28			Corridor Improvements			Small Business Support	Park Upgrades						
29			Corridor Improvements			Small Business Support	Park Upgrades						
30			Corridor Improvements	Mini Grants		Small Business Support	Park Upgrades			Indoor Air Quality Mitigation			
31			Corridor Improvements				Park Upgrades				Green Stormwater Infrastructure		
32			Corridor Improvements	Mini Grants		Small Business Support	Park Upgrades		Educational & Youth Programming				
33	Mobility Options		Corridor Improvements			Small Business Support							
34	Mobility Options		Corridor Improvements				Park Upgrades						More ADA accessible areas
35				Mini Grants		Small Business Support		Home repair grants				Murals & Public Art	
36			Corridor Improvements		Traffic Calming	Small Business Support						Murals & Public Art	
37			Corridor Improvements				Park Upgrades		Educational & Youth Programming				
38	Mobility Options		Corridor Improvements				Park Upgrades		Educational & Youth Programming				
39			Corridor Improvements				Park Upgrades				Green Stormwater Infrastructure		
40			Corridor Improvements				Park Upgrades		Educational & Youth Programming	Indoor Air Quality Mitigation	Green Stormwater Infrastructure		
41	Mobility Options		Corridor Improvements			Small Business Support							
42	Mobility Options			Mini Grants		Small Business Support		Home repair grants					
43	Mobility Options												
44		Tree planting				Small Business Support	Park Upgrades	Home repair grants			Green Stormwater Infrastructure	Murals & Public Art	
45				Mini Grants		Small Business Support		Home repair grants	Educational & Youth Programming	Indoor Air Quality Mitigation			
46				Mini Grants		Small Business Support	Park Upgrades	Home repair grants					
47	Mobility Options			Mini Grants				Home repair grants					

	A	B	C	D	E	F	G	H	I	J	K	L	M
48	Mobility Options		Corridor Improvements		Traffic Calming				Educational & Youth Programming				Murals & Public Art
49		Tree planting		Mini Grants			Park Upgrades			Indoor Air Quality Mitigation			
50	Mobility Options	Tree planting						Home repair grants		Indoor Air Quality Mitigation			
51	Mobility Options		Corridor Improvements		Traffic Calming	Small Business Support	Park Upgrades			Indoor Air Quality Mitigation			
52	Mobility Options			Mini Grants				Home repair grants					
53	Mobility Options			Mini Grants		Small Business Support							
54				Mini Grants	Traffic Calming	Small Business Support							
55				Mini Grants			Park Upgrades	Home repair grants					
56								Home repair grants					
57						Small Business Support		Home repair grants	Educational & Youth Programming				
58		Tree planting				Small Business Support		Home repair grants					
59	Mobility Options	Tree planting						Home repair grants	Educational & Youth Programming	Indoor Air Quality Mitigation			
60		Tree planting	Corridor Improvements	Mini Grants						Indoor Air Quality Mitigation			
61								Home repair grants	Educational & Youth Programming	Indoor Air Quality Mitigation	Green Stormwater Infrastructure		
62			Corridor Improvements					Home repair grants			Green Stormwater Infrastructure		
63				Mini Grants		Small Business Support		Home repair grants					
64			Corridor Improvements	Mini Grants		Small Business Support		Home repair grants			Green Stormwater Infrastructure		
65			Corridor Improvements		Traffic Calming		Park Upgrades	Home repair grants	Educational & Youth Programming		Green Stormwater Infrastructure		
66								Home repair grants	Educational & Youth Programming	Indoor Air Quality Mitigation	Green Stormwater Infrastructure		
67								Home repair grants		Indoor Air Quality Mitigation	Green Stormwater Infrastructure		

	A	B	C	D	E	F	G	H	I	J	K	L	M
68			Corridor Improvements	Mini Grants		Small Business Support		Home repair grants	Educational & Youth Programming		Green Stormwater Infrastructure		
69						Small Business Support		Home repair grants	Educational & Youth Programming	Indoor Air Quality Mitigation			
70			Corridor Improvements	Mini Grants		Small Business Support		Home repair grants					
71	Mobility Options					Small Business Support	Park Upgrades	Home repair grants			Green Stormwater Infrastructure		
72	Mobility Options		Corridor Improvements	Mini Grants									
73	Mobility Options		Corridor Improvements	Mini Grants		Small Business Support							
74	Mobility Options		Corridor Improvements			Small Business Support	Park Upgrades		Educational & Youth Programming				Murals & Public Art
75			Corridor Improvements	Mini Grants	Traffic Calming								Murals & Public Art
76			Corridor Improvements	Mini Grants		Small Business Support			Educational & Youth Programming	Indoor Air Quality Mitigation	Green Stormwater Infrastructure		
77						Small Business Support							
78	Mobility Options												
79	Mobility Options		Corridor Improvements	Mini Grants		Small Business Support			Educational & Youth Programming	Indoor Air Quality Mitigation			
80		Tree planting											I would like to see the side walls curbs and streets replaced in addition to the trees being cut down and stumps removed
81			Corridor Improvements	Mini Grants	Traffic Calming		Park Upgrades	Home repair grants	Educational & Youth Programming				
82													
83			Corridor Improvements	Mini Grants	Traffic Calming	Small Business Support		Home repair grants	Educational & Youth Programming				
84				Mini Grants		Small Business Support			Educational & Youth Programming	Indoor Air Quality Mitigation	Green Stormwater Infrastructure		Food Oasis ran by block club coalitions in neighborhoods
85			Corridor Improvements			Small Business Support	Park Upgrades	Home repair grants		Indoor Air Quality Mitigation	Green Stormwater Infrastructure		
86						Small Business Support	Park Upgrades	Home repair grants			Green Stormwater Infrastructure		
87	Mobility Options		Corridor Improvements	Mini Grants				Home repair grants					3 votes home repair grants
88	Mobility Options	Tree planting	Corridor Improvements	Mini Grants		Small Business Support		Home repair grants					

SURVEY APPENDIX: DEMOGRAPHICS DATA

	B	C	D	E	F	G	H	I	J	K	L	M	N	O	P	Q	R	S	T	U	V
1	Which of the following best describes your race									Which of the following best describes your ethnicity?											
2	Native American of Alaskan Native	Black or African American	Latin(o)(a) (x) or Hispanic American	Non-Hispanic White or Euro-American	Middle Eastern or Arab American	East Asian or Asian American	Native Hawaiian or Other Pacific Islander	South Asian or Indian American	Other	Non-Hispanic	Mexican/ Chicano(a)	Puerto Rican	Other Hispanic or Latino(a)	Prefer Not to Say	Other	How do you identify?	What is your age group?	Which, if any, of the below describe you?	How did you learn about this survey?	Other	Are you part of a neighborhood association?
3		Black or African American												Prefer Not	Woman	55-64	Caregiver of Older Adult	City of Detroit webpage			No
4		Black or African American								Non-Hispa					Woman	35-44	Dog Owner	Word of mouth			No
5		Black or African American								Non-Hispa					Man	55-64	Prefer not to answer	Word of mouth			No
6		Black or African American								Non-Hispa					Man	35-44	Parent of Teens (13-19 Years Old)	Word of mouth			No
7		Black or African American								Non-Hispa					Woman	25-34	Parent of Children Under 5 Years Old				No
8	Native American of Alaskan Native									Non-Hispa					Woman	25-34	Parent of Children 6 - 12 Years Old	Word of mouth			No
9		Black or African American								Non-Hispa					Man	55-64	Dog Owner	Word of mouth			No
10		Black or African American								Non-Hispa					Woman	25-34	Parent of Children Under 5 Years Old	Word of mouth			No
11		Black or African American								Non-Hispa					Woman	35-44	Parent of Children 6 - 12 Years Old	Word of mouth			Yes
12		Black or African American								Non-Hispa					Man	18-24	Caregiver of Older Adult	Word of mouth			No
13		Black or African American								Non-Hispa					Non-binary	25-34	Caregiver of Older Adult	Word of mouth			Yes
14		Black or African American								Non-Hispa					Man	55-64	Dog Owner	Word of mouth			No
15		Black or African American								Non-Hispa					Woman	45-54	Dog Owner	Word of mouth			No
16		Black or African American													Woman	55-64	Prefer not to answer	Organization I belong to			Yes

SURVEY APPENDIX: DEMOGRAPHICS DATA

	B	C	D	E	F	G	H	I	J	K	L	M	N	O	P	Q	R	S	T	U	V
17		Black or African American								Non-Hispa						Man	35-44	Parent of Children 6 - 12 Years Old	Word of mouth		No
18		Black or African American								Non-Hispa						Man	25-34	Parent of Children Under 5 Years Old	Word of mouth		No
19		Black or African American								Non-Hispa						Woman	35-44	Prefer not to answer	Word of mouth		No
20		Black or African American								Non-Hispa						Man	45-54	Caregiver of Older Adult	Word of mouth		No
21		Black or African American														Woman	55-64	Dog Owner	April 20, 2023 public meeting		Yes
22		Black or African American								Non-Hispa							35-44				
23		Black or African American								Non-Hispa								Parent of Children Under 5 Years Old	Word of mouth		Yes
24		Black or African American								Non-Hispa						Woman		Parent of Children 6 - 12 Years Old	Word of mouth		No
25		Black or African American								Non-Hispa											
26		Black or African American								Non-Hispa								Caregiver of Older Adult	Word of mouth		
27		Black or African American								Non-Hispa											
28		Black or African American								Non-Hispa						Man	25-34	Dog Owner	Word of mouth		Yes
29		Black or African American								Non-Hispa						Man	35-44	Caregiver of Older Adult	Word of mouth		Yes
30		Black or African American								Non-Hispa						Woman	35-44	Parent of Teens (13-19 Years Old)	Word of mouth		Yes
31		Black or African American								Non-Hispa						Man	65+	Dog Owner	Word of mouth		Yes
32		Black or African American								Non-Hispa						Woman	18-24	Parent of Children Under 5 Years Old	Word of mouth		No
33		Black or African American								Non-Hispa							25-34	Parent of Teens (13-19 Years Old)	Word of mouth		No
34		Black or African American								Non-Hispa						Man	65+	Prefer not to answer	Word of mouth		No

	B	C	D	E	F	G	H	I	J	K	L	M	N	O	P	Q	R	S	T	U	V
35		Black or African American								Non-Hispa						Non-binary	25-34	Caregiver of Older Adult	Word of mouth		No
36		Black or African American								Non-Hispa						Man	55-64	Dog Owner	Word of mouth		Yes
37		Black or African American								Non-Hispa						Woman	35-44	Parent of Teens (13-19 Years Old)	Word of mouth		No
38		Black or African American								Non-Hispa						Woman	25-34	Parent of Children 6 - 12 Years Old	Word of mouth		No
39		Black or African American								Non-Hispa						Man	45-54	Parent of Children 6 - 12 Years Old	Word of mouth		No
40		Black or African American								Non-Hispa						Prefer not to	Prefer not to	Prefer not to answer		Ambassad or	Yes
41		Black or African American												Prefer Not		Prefer not to	35-44	Prefer not to answer	Organization I belong to		Yes
42		Black or African American								Non-Hispa						Woman	45-54	Caregiver of Older Adult		Mailer	No
43		Black or African American								Non-Hispa						Man	65+	Prefer not to answer	City of Detroit webpage		Yes
44		Black or African American								Non-Hispa						Woman	55-64		Organization I belong to		Yes
45		Black or African American														Woman	18-24	Parent of Teens (13-19 Years Old)	Organization I belong to		Yes
46		Black or African American								Non-Hispa						Man	25-34	Prefer not to answer		Ambassad or	
47		Black or African American								Non-Hispa						Man	35-44	Prefer not to answer		Ambassad or	
48		Black or African American								Non-Hispa						Man	45-54	Prefer not to answer		Ambassad or	No
49		Black or African American								Non-Hispa						Man	45-54	Caregiver of Older Adult		Ambassad or	No
50		Black or African American								Non-Hispa						Woman	35-44	Dog Owner		Ambassad or	No
51		Black or African American								Non-Hispa						Man	18-24	Dog Owner		Ambassad or	No
52		Black or African American								Non-Hispa						Man	35-44	Parent of Teens (13-19 Years Old)		Ambassad or	

SURVEY APPENDIX: DEMOGRAPHICS DATA

	B	C	D	E	F	G	H	I	J	K	L	M	N	O	P	Q	R	S	T	U	V
53		Black or African American								Non-Hispa						Man	25-34	Parent of Children 6 - 12 Years Old		Ambassad or	
54		Black or African American								Non-Hispa						Woman	25-34	Prefer not to answer		Ambassad or	
55		Black or African American								Non-Hispa						Woman	35-44	Parent of Children 6 - 12 Years Old		Ambassad or	
56		Black or African American								Non-Hispa						Woman	35-44	Parent of Children 6 - 12 Years Old		Ambassad or	
57		Black or African American								Non-Hispa						Woman	35-44	Parent of Children 6 - 12 Years Old		Ambassad or	
58		Black or African American								Non-Hispa						Woman	35-44	Parent of Children Under 5 Years Old		Ambassad or	
59	Native Am									Non-Hispa						Man	35-44	Dog Owner		Ambassad or	No
60	Native Am									Non-Hispa						Woman	55-64	Prefer not to answer		Ambassad or	No
61		Black or African American								Non-Hispa						Man	25-34	Parent of Children Under 5 Years Old		Ambassad or	No
62		Black or African American												Prefer Not		Man	35-44	Dog Owner	Organization I belong to		Yes
63		Black or African American								Non-Hispa						Woman	35-44	Parent of Teens (13-19 Years Old)		Ambassad or	No
64		Black or African American								Non-Hispa						Man	45-54	Parent of Children 6 - 12 Years Old		Ambassad or	No
65		Black or African American														Woman	65+		April 20, 2023 public meeting		No
66		Black or African American								Non-Hispa						Woman	35-44			Ambassad or	No
67		Black or African American								Non-Hispa						Woman	55-64	Prefer not to answer	Word of mouth		No
68		Black or African American								Non-Hispa						Woman	18-24		Organization I belong to		No
69		Black or African American															35-44		Word of mouth		No
70		Black or African American														Man	35-44		Word of mouth		No

	B	C	D	E	F	G	H	I	J	K	L	M	N	O	P	Q	R	S	T	U	V
71		Black or African American														Man	55-64		Organization I belong to		No
72		Black or African American														Man	55-64				No
73		Black or African American															35-44	Caregiver of Older Adult	Organization I belong to		No
74		Black or African American								Non-Hispa						Man	18-24	Prefer not to answer	Word of mouth		No
75		Black or African American								Non-Hispa						Man	55-64	Prefer not to answer	City of Detroit webpage		No
76				Non-Hispa						Non-Hispa						Woman	55-64	Caregiver of Older Adult		Sent to me by a community activist	Yes
77		Black or African American								Non-Hispa						Woman	55-64	Prefer not to answer	Organization I belong to		No
78		Black or African American								Non-Hispa						Man	25-34	Parent of Children 6 - 12 Years Old	City of Detroit webpage		No
79		Black or African American								Non-Hispa						Man	18-24	Dog Owner	Organization I belong to		No
80		Black or African American								Non-Hispa						Woman	65+	Prefer not to answer		Flyer	No
81										Non-Hispa						Man	55-64	Prefer not to answer		Mailing	No
82																					
83		Black or African American								Non-Hispa						Woman	65+		Word of mouth		Yes
84	Native American of Alaskan Native	Black or African American								Non-Hispa						Man	35-44	Parent of Children 6 - 12 Years Old	City of Detroit webpage		Yes
85		Black or African American								Non-Hispa						Woman	65+		Word of mouth		Yes
86		Black or African American								Non-Hispa						Woman	18-24	Prefer not to answer	Organization I belong to		Yes

SURVEY APPENDIX: DEMOGRAPHICS DATA

	B	C	D	E	F	G	H	I	J	K	L	M	N	O	P	Q	R	S	T	U	V
87		Black or African American								Non-Hispa						Prefer not to	Prefer not to	Prefer not to answer	Organization I belong to		Yes
88		Black or African American								Non-Hispa						Woman	55-64	Caregiver of Older Adult	City of Detroit webpage		Yes
89				Non-Hispa												Man	65+		Social media (Facebook, Instagram, Twitter, NextDoor)		Yes
90		Black or African American													African	Man	55-64	Parent of Teens (13-19 Years Old)		email message	No
91									Mixed							Man	65+	Prefer not to answer		Dept of neighborhood (DON) zoom	Yes
92		Black or African American								Non-Hispa						Man	25-34	Parent of Children Under 5 Years Old	City of Detroit webpage		Yes
93		Black or African American								Non-Hispa						Woman	65+			Text	Yes
94		Black or African American								Non-Hispa						Man	65+	Dog Owner	April 20, 2023 public meeting		No
95		Black or African American								Non-Hispa						Woman	65+	Dog Owner	Organization I belong to		Yes
96		Black or African American								Non-Hispa						Man	45-54	Caregiver of Older Adult	April 20, 2023 public meeting		No
97		Black or African American								Non-Hispa						Woman	65+	Prefer not to answer	Organization I belong to		Yes
98		Black or African American								Non-Hispa						Woman	55-64	Parent of Children Under 5 Years Old	City of Detroit webpage		Yes
99				Non-Hispa												Man	65+	Prefer not to answer	Organization I belong to		Yes
100		Black or African American														Woman	65+	Prefer not to answer	City of Detroit webpage		Yes

