

**Number of Cases**

Total: 122,534  
Past 14 days: 432  
Most recent week: 191

**Number of Cases (age 4-18)**

Total: 20,293  
Past 14 days: 125  
Most recent week: 81

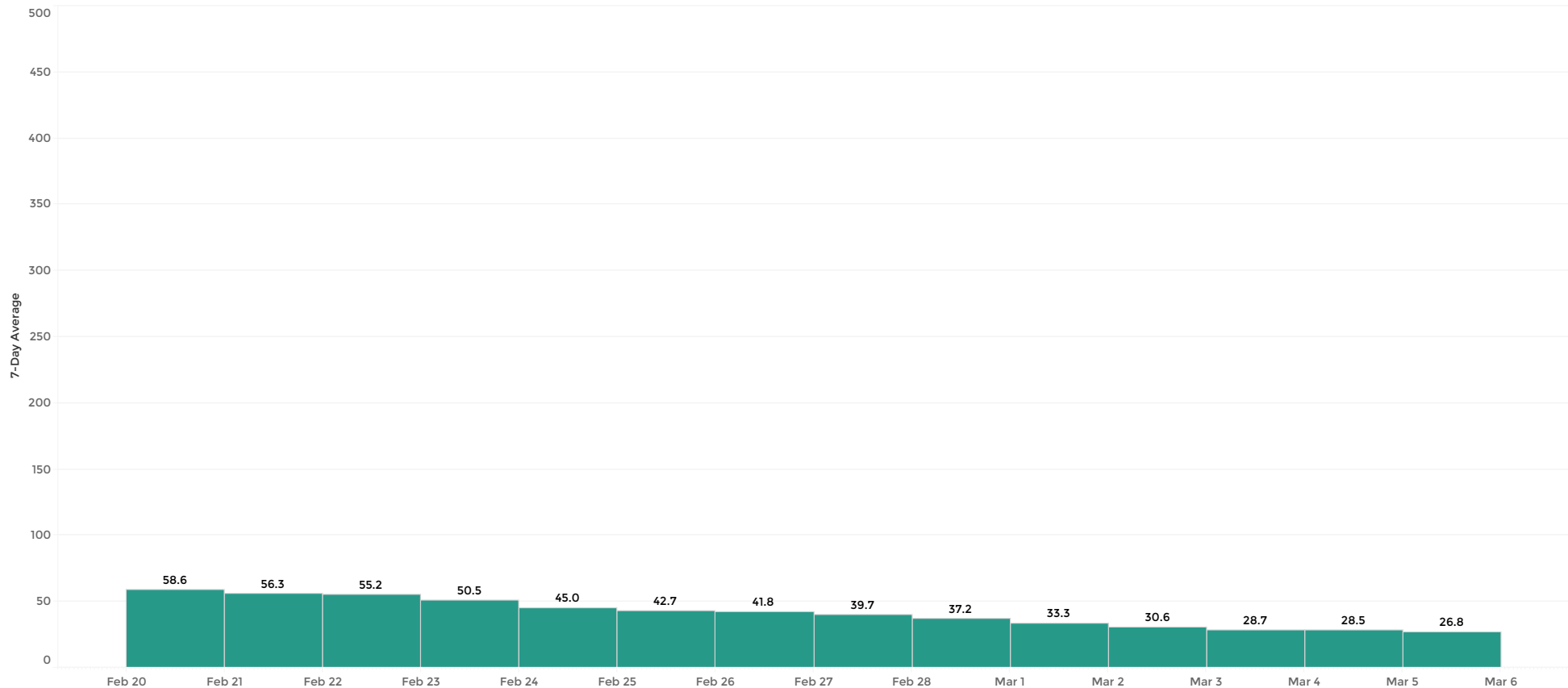
**Number of Deaths**

Total: 3,211  
Past 14 days: <16  
Most recent week: <16

**Weekly Cases Per 100,000 (7-day Average)**

Michigan: 60.9 per 100,000  
Detroit: 44.2 per 100,000

**Daily Cases in Detroit (per million)**



Total: Includes data up to **Tuesday, Mar 08**  
Past 14 Days: **2/20/2022 - 3/5/2022**  
Most recent week: **2/27/2022 - 3/5/2022**

This chart represents the cases per million in Detroit City. All numbers are preliminary and subject to change.  
Sources: Michigan Disease Surveillance System and MI Safe Start Map  
Data was collected from MI Safe Start Map, Tuesday, Mar 08

**Total Positive Tests**

Total: 153,675  
Past 14 days: 883  
Most recent week: 322

**Total Tests**

Total: 1,723,439  
Past 14 days: 52,095  
Most recent week: 41,831

**Percentage Positive Tests (Detroit)**

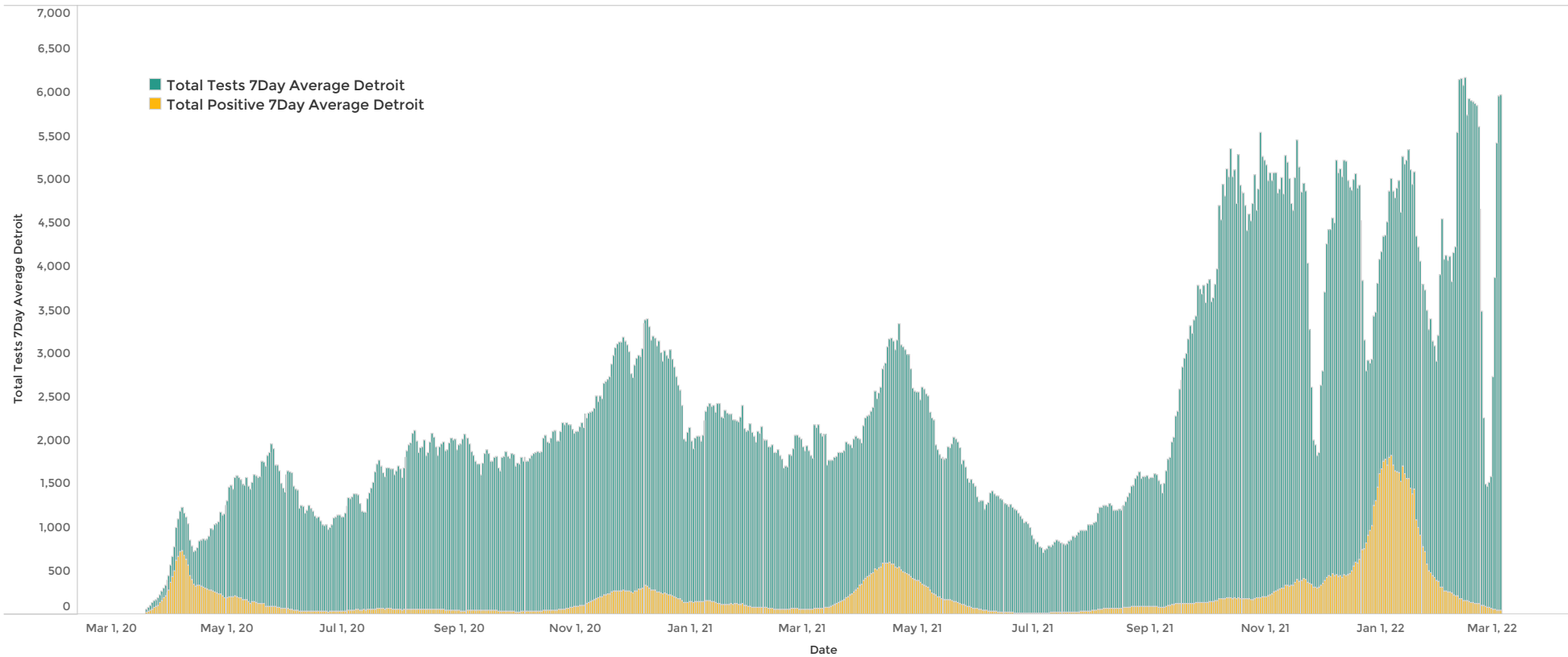
Past 90 Days: 14.8%  
28-day average: 2.3%  
Most recent week: 0.7%

**Percentage Positive Tests (Michigan)**

Past 90 Days: 11.1%  
Most recent week: 3.8%

**Daily number of tests and positive tests among Detroit residents**

(On each date, the 7-day average is shown for both the number of tests and the percentage of positives)



Total: Includes data up to **Tuesday, Mar 08**  
Past 90 Days: 12/08/2021 - 03/08/2022, Source: Michigan Health Alert Network  
Past 14 Days: 2/20/2022 - 3/5/2022, Source: Michigan Health Alert Network  
Most recent week: 2/27/2022 - 3/5/2022, Source: Michigan Safe Start Map

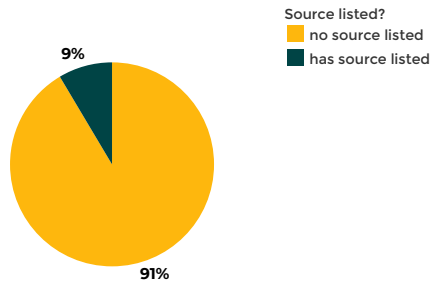
Note: Total tests do not represent unique individuals. The count of all total tests is represented in green, and of this total, those which were positive is in yellow. Percentages are calculated using total detroit positive tests / total Detroit tests. Due to delays in lab test reporting, data lags a few days from report publish date. ...

### Exposures: Do we know how a case became infected?

All cases referred after 7/9/2020

Total cases with disease during this time period: 110,573

How many cases have a known source of infection?



Out of only *interviewed* cases?

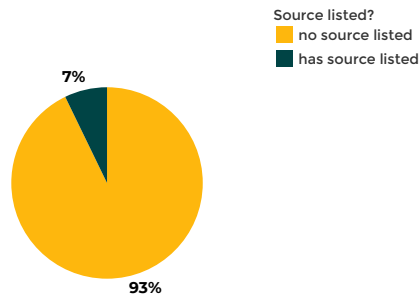
Interviewed during this time period: 29,394



Includes cases from the past 14 days (2/20/2022 - 3/5/2022)

Total cases with disease during this time period: 432

How many cases have a known source of infection?



Out of only *interviewed* cases?

Interviewed during this time period: 134



**Note:** A household contact is someone that lives with a positive case. A healthcare contact is someone working in a healthcare setting that came into contact with a case. A community contact is someone in a shared setting (workplace, church, etc) that came into contact with a case. Combined Disease Date was used to filter date ranges. Dates are subtracted from the system date at time of report. Data shown is pulled from the source file itself. Cases referred prior to the availability of these questions in MDSS are excluded (cases referred prior to 7/9/2020). The chart for interviewed cases is filtered to show only cases with a valid Date of Interview.

\* Combined Disease Date is created during analysis using MDSS Onset Date as first preference, specimen collection date of the first positive test as second preference (calculated in analysis), and MDSS referral date as third preference.

### Exposures: Do we know how a case became infected?

All cases referred after 7/9/2020

Total cases with disease during this time period: 110,573

Case is a household contact to another case



Case is a community contact to another case



Case is a healthcare contact to another case



Case is associated with known outbreak/cluster



Includes cases from the past 14 days (2/20/2022 - 3/5/2022)

Total cases with disease during this time period: 432

Case is a household contact to another case



Case is a community contact to another case



Case is a healthcare contact to another case

Case is associated with known outbreak/cluster



**Note:** A household contact is someone that lives with a positive case. A healthcare contact is someone working in a healthcare setting that came into contact with a case. A community contact is someone in a shared setting (workplace, church, etc) that came into contact with a case. Combined Disease Date\* was used to filter date ranges. Data shown is pulled from the source file itself. Cases referred prior to the availability of these questions in MDSS are excluded (cases referred prior to 7/9/2020). Cases may have more than one source of infection listed (green bars) ..

## Hospital Capacity

Updated Date: Wednesday, 9 March\*

**3%**  
Beds with COVID Patients

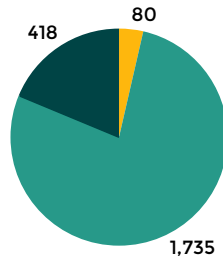
**76%**  
ICU Beds Occupied

**46%**  
Ventilators Occupied

**43%**  
Morgue Occupied

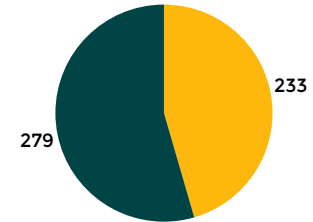
### Inpatient Bed Availability

- COVID Inpatient Occupied Beds
- Other Occupied Inpatient Beds
- Available Hospital Inpatient Beds



### Ventilator Availability

- Ventilators Currently Occupied
- Available Ventilators



\*Hospital data is incomplete due to recent changes in reporting. This data does not include the VA.  
Note: Data is only provided for hospitals within the City of Detroit.  
Source: State of Michigan EMResource data system.

## Key Terms & Definitions

### Recent week

Today: **Tuesday, Mar 08**

Past 90 Days: **08/19/2021 - 11/16/2021**

Past 14 Days: **2/20/2022 - 3/5/2022**

Most recent week: **2/27/2022 - 3/5/2022**

### Reported Cases

The data includes people with a City of Detroit address as documented in the Michigan Disease Surveillance System (MDSS).

A confirmed case is classified as an individual with a positive laboratory test for the virus that causes COVID-19.

### Reported Deaths

The Health Department learns of deaths through hospitals, and other health care facilities. Confirmed deaths include individuals who meet one or more of the following conditions:

1 - Confirmed cases of COVID-19 in the MDSS that have been marked as deceased as identified through case investigation

2 - Decedents with a death certificate that lists a COVID-related term that are Confirmed cases in MDSS, but were not yet marked as deceased in MDSS

3 - Decedents with pending causes of death that are Confirmed cases in MDSS, but were not yet marked as deceased in MDSS

4 - Decedents with death certificates that do not specifically list a COVID-related term that are Confirmed cases in MDSS, but were not yet marked as deceased in MDSS IF they died within 30 days of symptom onset (or referral date if symptom onset not available) AND died in a manner of death deemed to be 'natural' on the death certificate

### Number of daily cases per 100,000

The number of daily cases per million is the number of new cases with onset on that day divided by the number of people in the jurisdiction. It is adjusted to a 'per 100,000' people scale so that counties and regions can be easily compared. This statistic is averaged over the past 7 days, and is calculated by [mistartmap.info](https://mystartmap.info).

### Percent Positive Tests (Total)

Percent positive tests is the number of all positive diagnostic tests divided by the total number of tests among residents within the jurisdiction. This metric is provided through the Michigan Health Information Network (MIHAN).

### Number of Tests (7 Day Average)

This is the total number of tests performed over the previous 7 day period including the associated date. Note that increased testing, which is important in identifying new COVID-19 cases, may drive up new case volume.

### Percent Positive Tests (7 Day Average)

This is the percent of all tests that were positive over the previous 7 day period including the selected/associated date. It is used instead of daily percent positivity due to wide variation in single-day testing data.

### Onset date

The date of first appearance of signs or symptoms of illness.

### Specimen collection date

The date the patient's sample was collected for diagnostic testing.

### Referral date

The date the case was reported to public health.