



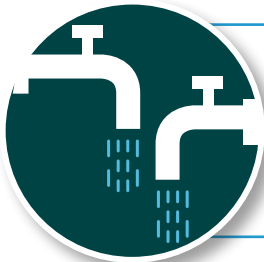
FLUSH YOUR PIPES AFTER YOUR WATER IS RESTORED

The Detroit Water and Sewerage Department (DWSD) recommends **flushing your water taps after water service is restored**, to reduce your risk of lead in your drinking water. DO NOT consume tap water, open hot water faucets, use your icemaker or filtered water dispenser until the flushing steps listed below are complete.



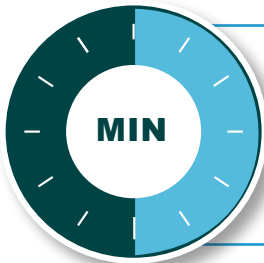
1

Remove faucet aerators (screens) from all water faucets in your home by turning clockwise to loosen. (You may have to use a wrench if you have never taken them off.)




2

Beginning in the lowest level of your home, **open all the cold water faucets** in the house, including sinks, showers and bathtubs.



3

Let the water run for **30 minutes** at the last faucet you opened on the top floor.



4

Turn off each faucet starting with the first one you opened (bottom floor). Clean the aerators with an old toothbrush, rinse and reinstall by turning counter clockwise.

After the first day, going forward, if your water has not been used for several hours, such as overnight, turn the water on from your kitchen faucet until it is cold, and continue to run for an additional **three to five minutes** in order to get fresh water from the water main.

March 2020

WORKING HARD FOR YOU.